



US00D906145S

(12) **United States Design Patent** (10) **Patent No.:** **US D906,145 S**
Siminoff et al. (45) **Date of Patent:** **** Dec. 29, 2020**

(54) **HUB**

(71) Applicant: **AMAZON TECHNOLOGIES, INC.**,
Seattle, WA (US)

(72) Inventors: **Mark Siminoff**, Mountain View, CA
(US); **Peter Gerstberger**, Laguna
Niguel, CA (US); **Spiro Sacre**, Los
Angeles, CA (US); **Christopher Loew**,
Palo Alto, CA (US); **Andrew L.**
Russell, Philadelphia, PA (US); **James**
Siminoff, Pacific Palisades, CA (US)

(73) Assignee: **Amazon Technologies, Inc.**, Seattle,
WA (US)

(**) Term: **15 Years**

(21) Appl. No.: **29/705,131**

(22) Filed: **Sep. 10, 2019**

Related U.S. Application Data

(63) Continuation of application No. 29/662,786, filed on
Sep. 7, 2018, now Pat. No. Des. 865,556, which is a
continuation of application No. 29/617,865, filed on
Sep. 15, 2017, now Pat. No. Des. 830,869.

(51) **LOC (12) Cl.** **10-05**

(52) **U.S. Cl.**
USPC **D10/106.1**

(58) **Field of Classification Search**
USPC D10/104.1, 104.2, 105, 106.1, 106.2,
D10/106.3, 106.4, 106.5, 106.6, 106.7,
D10/106.8, 106.9, 106.91, 106.92, 106.93,
D10/106.94, 106.95, 107, 108, 109.1,
D10/109.2, 110, 111, 112, 113.1, 113.2,
D10/113.3, 113.4, 114.1, 114.2, 114.3,
D10/114.4, 114.5, 114.6, 114.7, 114.8,
D10/114.9, 115, 116.1, 117, 118, 118.1,

D10/118.2, 119.1, 119.2, 119.3, 119.4,
D10/120, 121; D14/242, 240, 355, 357,
D14/358, 125, 140, 140.9, 155, 137, 139,
(Continued)

(56) **References Cited**

U.S. PATENT DOCUMENTS

D638,426 S * 5/2011 Ikeda D14/240
D639,254 S * 6/2011 Giovannoni D14/125
D720,314 S * 12/2014 Wang D14/125
(Continued)

OTHER PUBLICATIONS

“Ring takes on Nest with a much cheaper home security system”
available Oct. 2, 2017, [online], [site visited May 24, 2018].
Retrieved from Internet, URL:https://www.theverge.com/circuitbreaker/
2017/10/2/16384436/ring-protect-home-security-system-
announced (Year: 2017).*

Primary Examiner — Michael C Stout

Assistant Examiner — Katrina N Gonzalez

(74) *Attorney, Agent, or Firm* — Lathrop GPM LLP

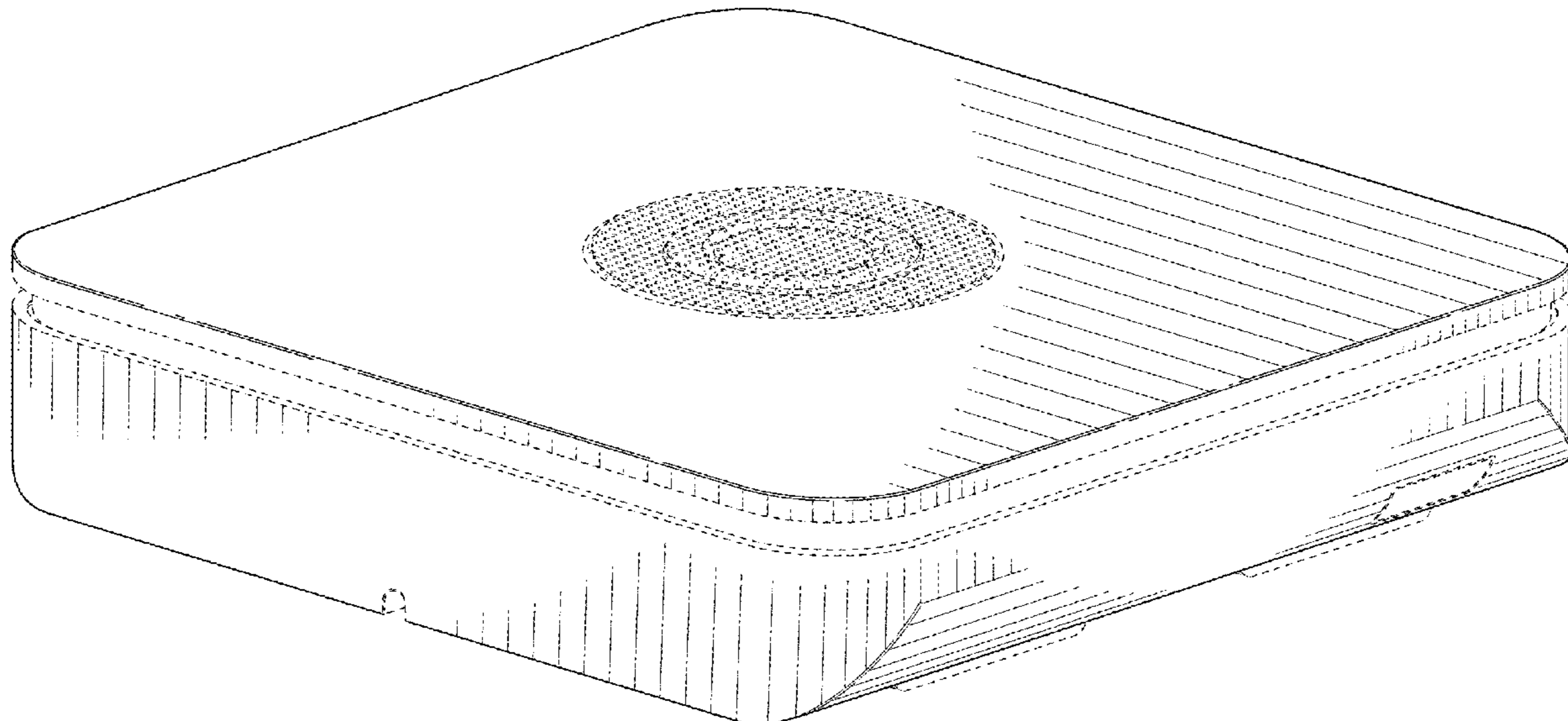
(57) **CLAIM**

The ornamental design for a hub, as shown and described.

DESCRIPTION

FIG. 1 is a front perspective view of the hub according to the
present design;
FIG. 2 is a front elevational view of the hub of FIG. 1;
FIG. 3 is a rear elevational view of the hub of FIG. 1;
FIG. 4 is a left-side elevational view of the hub of FIG. 1;
FIG. 5 is a right-side elevational view of the hub of FIG. 1;
FIG. 6 is a top plan view of the hub of FIG. 1; and,
FIG. 7 is a bottom plan view of the hub of FIG. 1.
The broken lines in the figures illustrate portions of the hub
that form no part of the claimed design.

1 Claim, 4 Drawing Sheets



(58) **Field of Classification Search**

USPC D14/243, 239, 433, 314, 496, 188, 348,
D14/351, 356

See application file for complete search history.

(56) **References Cited**

U.S. PATENT DOCUMENTS

D722,983	S	*	2/2015	Paredes	D13/168
D724,462	S	*	3/2015	Bould	D10/106.2
D760,670	S	*	7/2016	Sibley	D14/125
D766,750	S	*	9/2016	Fadell	D10/106.3
D768,589	S	*	10/2016	Shin	D14/125
D772,749	S	*	11/2016	Parker	D10/118.2
D773,948	S	*	12/2016	Schneid	D10/106.2
D773,949	S	*	12/2016	Bolger	D10/106.2
D774,023	S	*	12/2016	Fariello	D14/230
D785,608	S	*	5/2017	Weaver	D14/240
D826,757	S	*	8/2018	Thornton	D10/106.1
D828,342	S	*	9/2018	Chen	D14/240
D830,869	S	*	10/2018	Siminoff	D10/106.1
D835,085	S	*	12/2018	Burmeister-Brown	D14/240
D842,154	S	*	3/2019	Dimitriadis	D10/106.2
D859,195	S	*	9/2019	Kristensson	D10/106.1
D865,556	S	*	11/2019	Siminoff	D10/106.1
D867,918	S	*	11/2019	Wong	D10/118.2

* cited by examiner

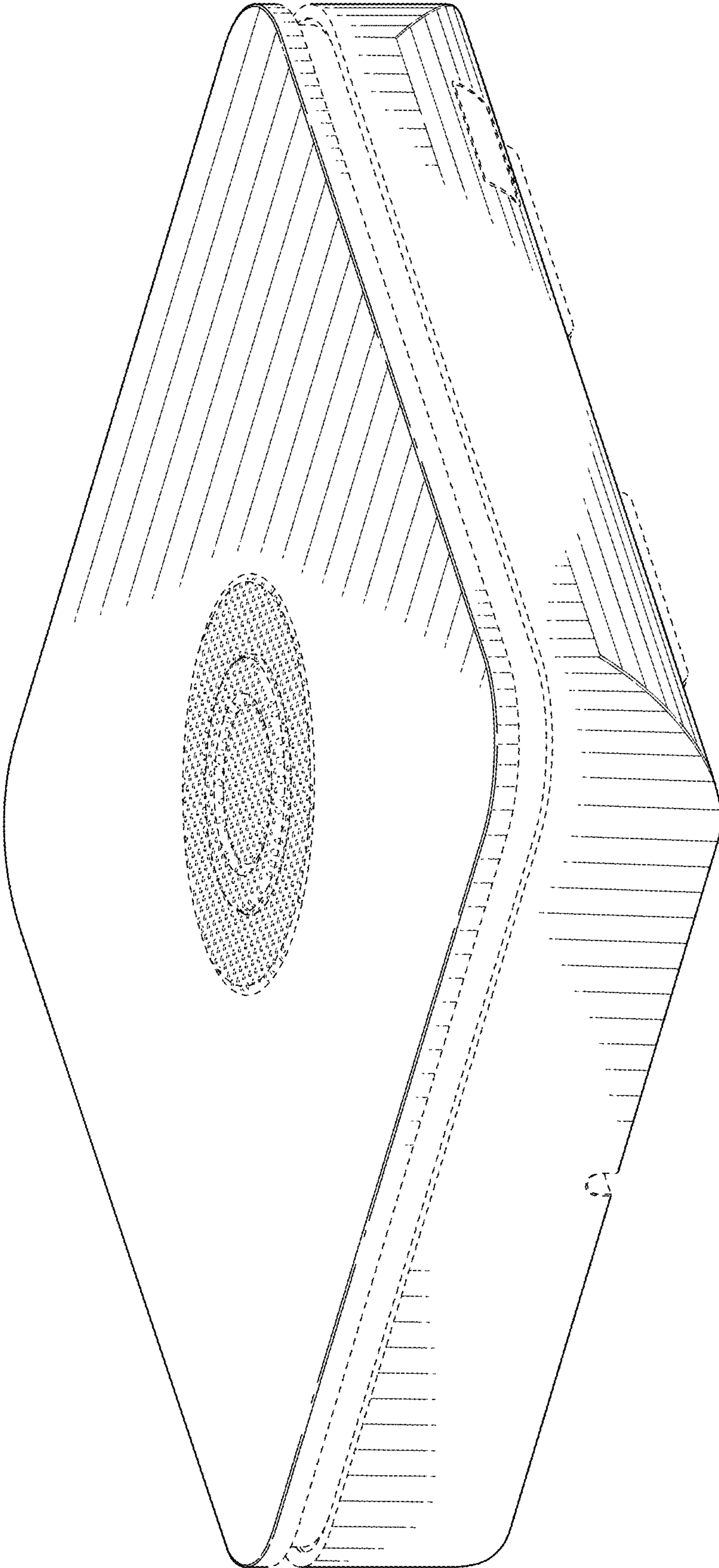


FIG. 1

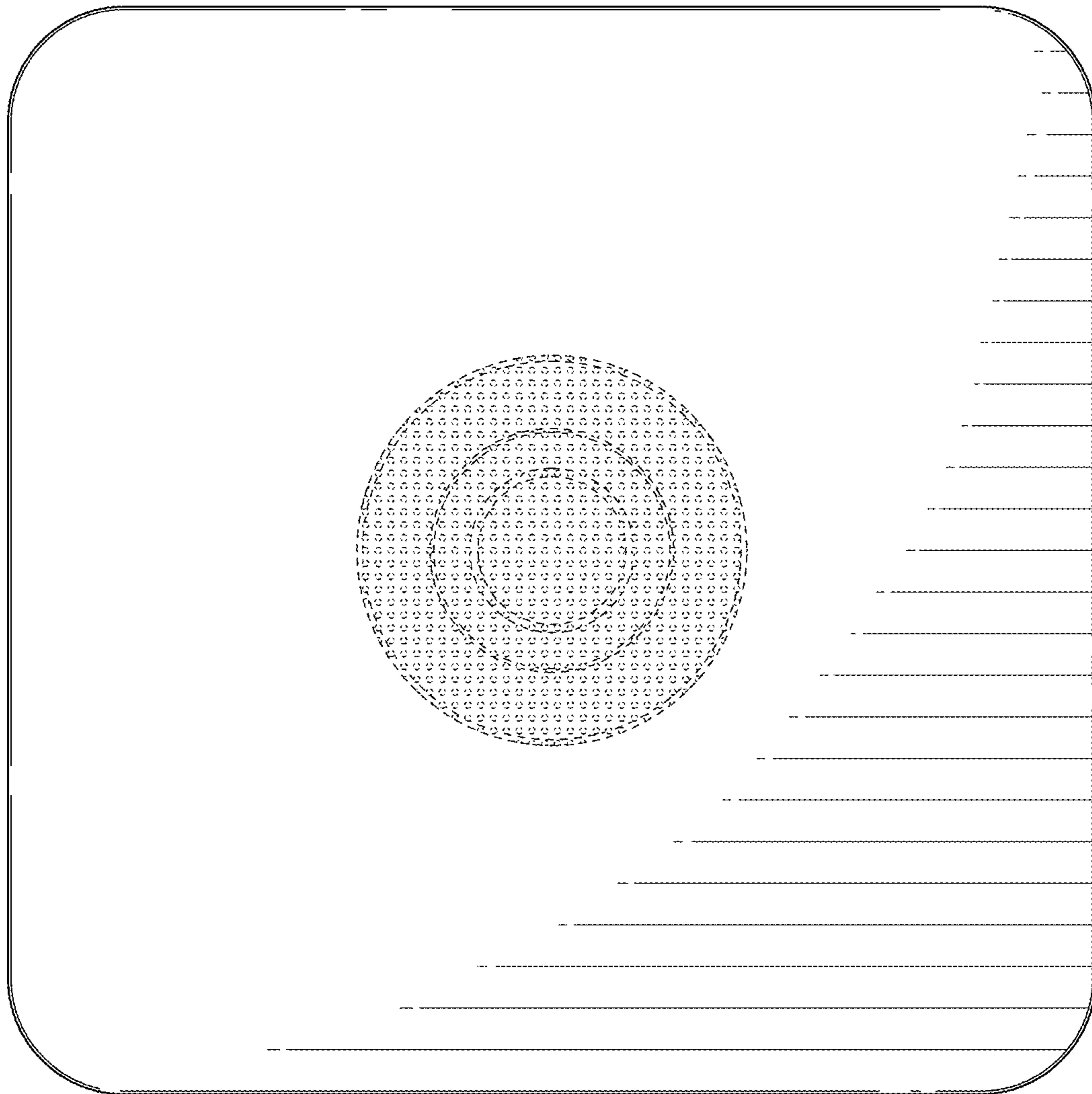


FIG. 2

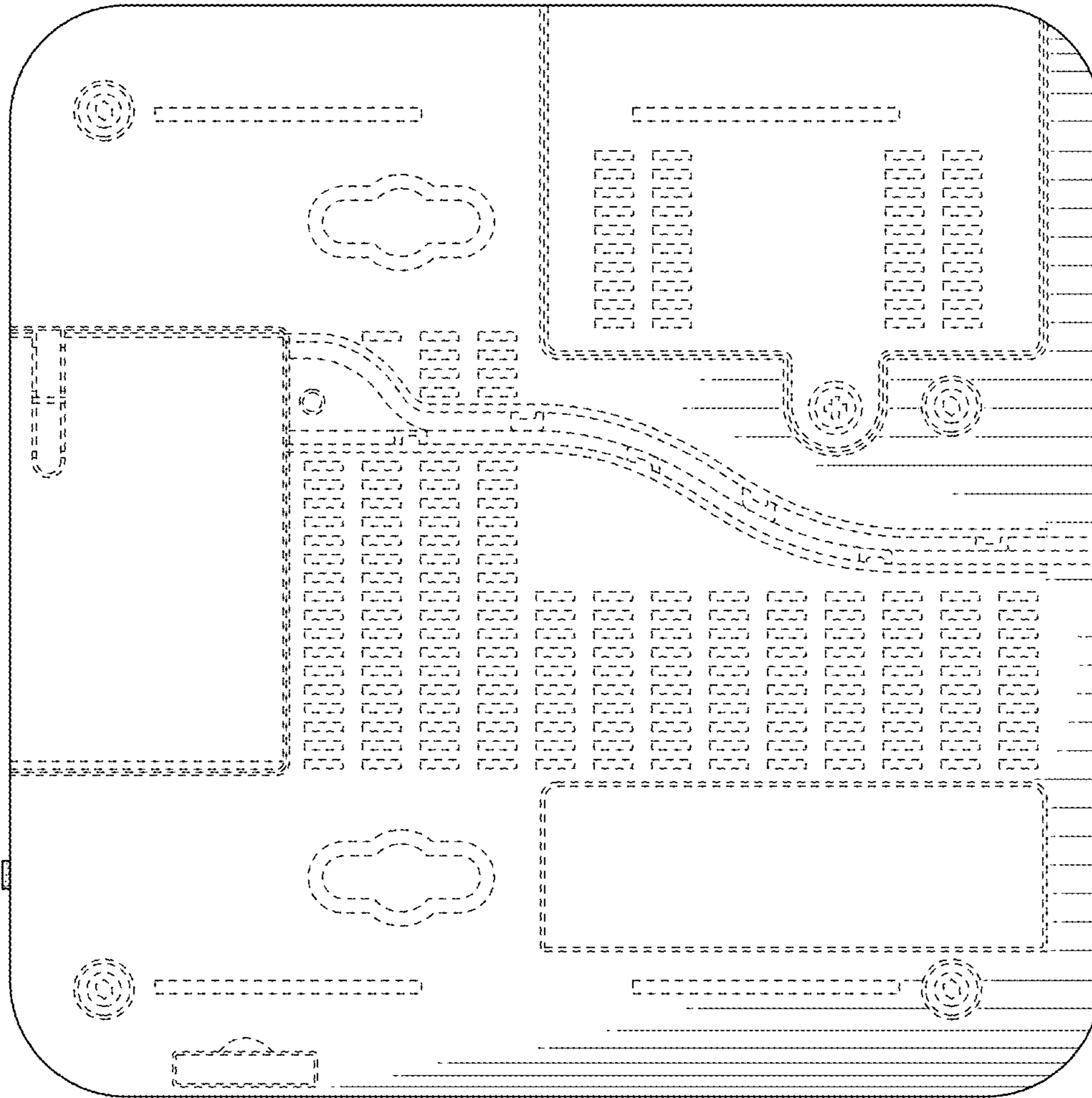


FIG. 3

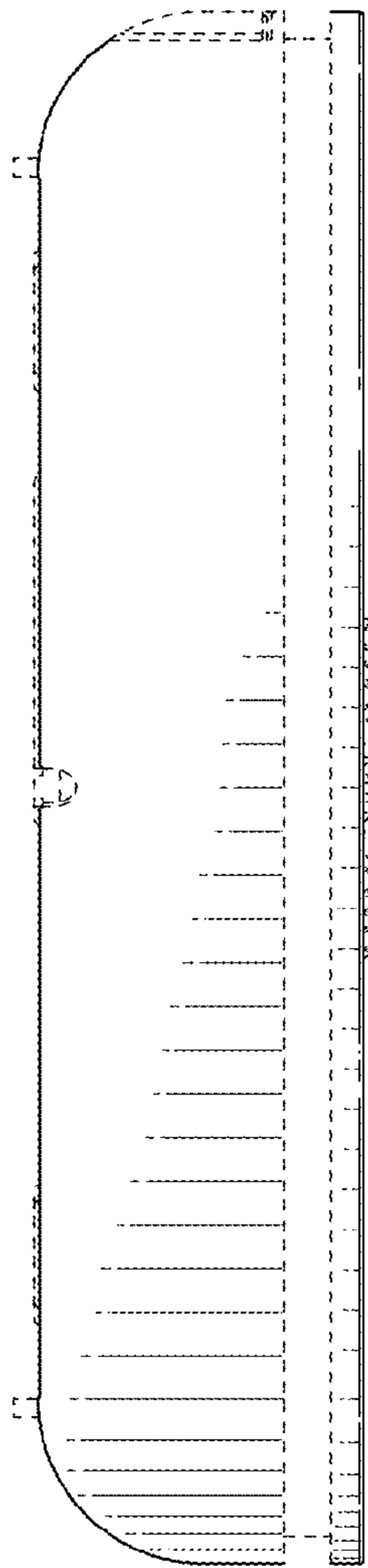


FIG. 4

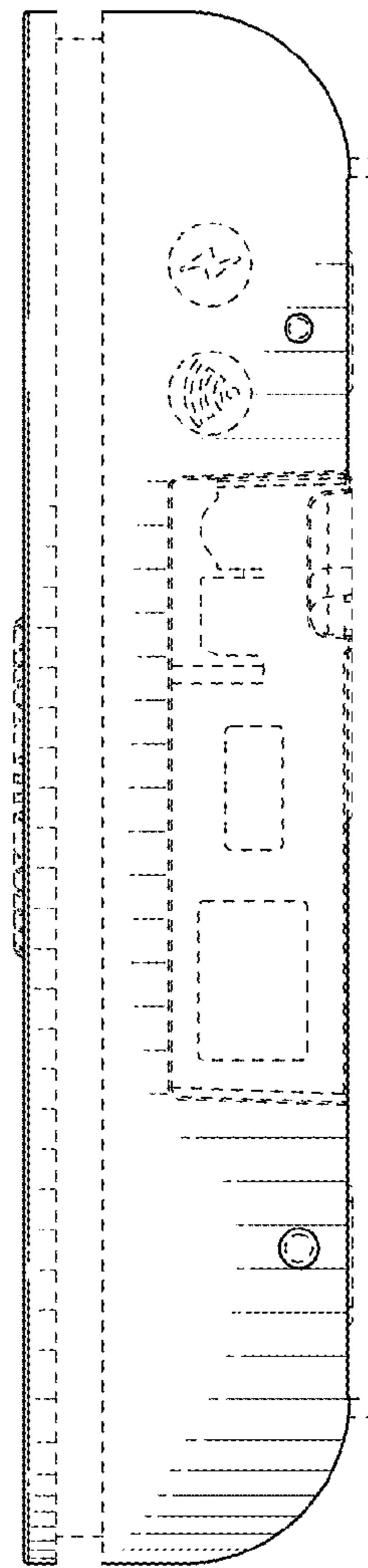


FIG. 5

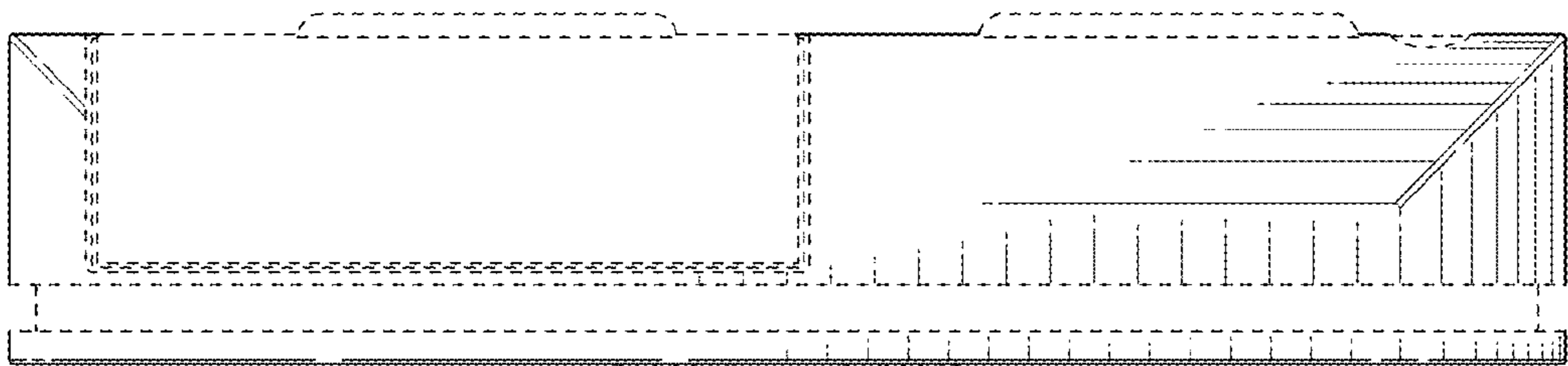


FIG. 6




FIG. 7