



US00D906124S

(12) **United States Design Patent** (10) **Patent No.:** **US D906,124 S**
Palican et al. (45) **Date of Patent:** **** Dec. 29, 2020**

(54) **TOP PORTION OF A BAG**

(71) Applicant: **Reynolds Consumer Products LLC**,
Lake Forest, IL (US)

(72) Inventors: **Andrew Palican**, Hewitt, TX (US);
Nathan Jones, Springfield, IL (US)

(73) Assignee: **Reynolds Consumer Products LLC**,
Lake Forest, IL (US)

(**) Term: **15 Years**

(21) Appl. No.: **29/684,329**

(22) Filed: **Mar. 20, 2019**

(51) **LOC (12) Cl.** **09-05**

(52) **U.S. Cl.**
USPC **D9/705**

(58) **Field of Classification Search**
USPC D9/702-714, 720-722, 424, 430-433,
D9/414, 418, 444; 229/26, 119, 127, 33,
(Continued)

(56) **References Cited**

U.S. PATENT DOCUMENTS

3,938,731 A * 2/1976 Ross, Jr. B30B 9/3053
383/10

4,867,575 A 9/1989 Wood
(Continued)

FOREIGN PATENT DOCUMENTS

FR 2 676 989 A1 12/1992
FR 2 689 099 A1 10/1993

(Continued)

Primary Examiner — Abraham Bahta

(74) *Attorney, Agent, or Firm* — Baker Botts L.L.P.

(57) **CLAIM**

The ornamental design for a top portion of a bag, as shown and described.

DESCRIPTION

FIG. 1 is a front perspective view of an embodiment of the top portion of a bag in an open configuration.

FIG. 2 is an elevated side view of the top portion of the open bag of FIG. 1.

FIG. 3 is a side view of the top portion of the open bag of FIG. 1.

FIG. 4 is a side view of the top portion of the open bag of FIG. 1.

FIG. 5 is a side view of the top portion of the open bag of FIG. 1.

FIG. 6 is a top plan view of the top portion of the bag of FIG. 1.

FIG. 7 is a bottom plan view of the top portion of the bag of FIG. 1.

FIG. 8 is a side view of the top portion of the bag of FIG. 1 in a flat folded configuration.

FIG. 9 is a front perspective view of an embodiment of a top portion of the bag with flap cutouts folded open, wherein the bag is in an open configuration.

FIG. 10 is a side view of the top portion of the open bag of FIG. 9.

FIG. 11 is a side view of the top portion of the open bag of FIG. 9.

FIG. 12 is a side view of the top portion of the open bag of FIG. 9.

FIG. 13 is a side view of the top portion of the open bag of FIG. 9.

FIG. 14 is a top plan view of the top portion of the bag of FIG. 9.

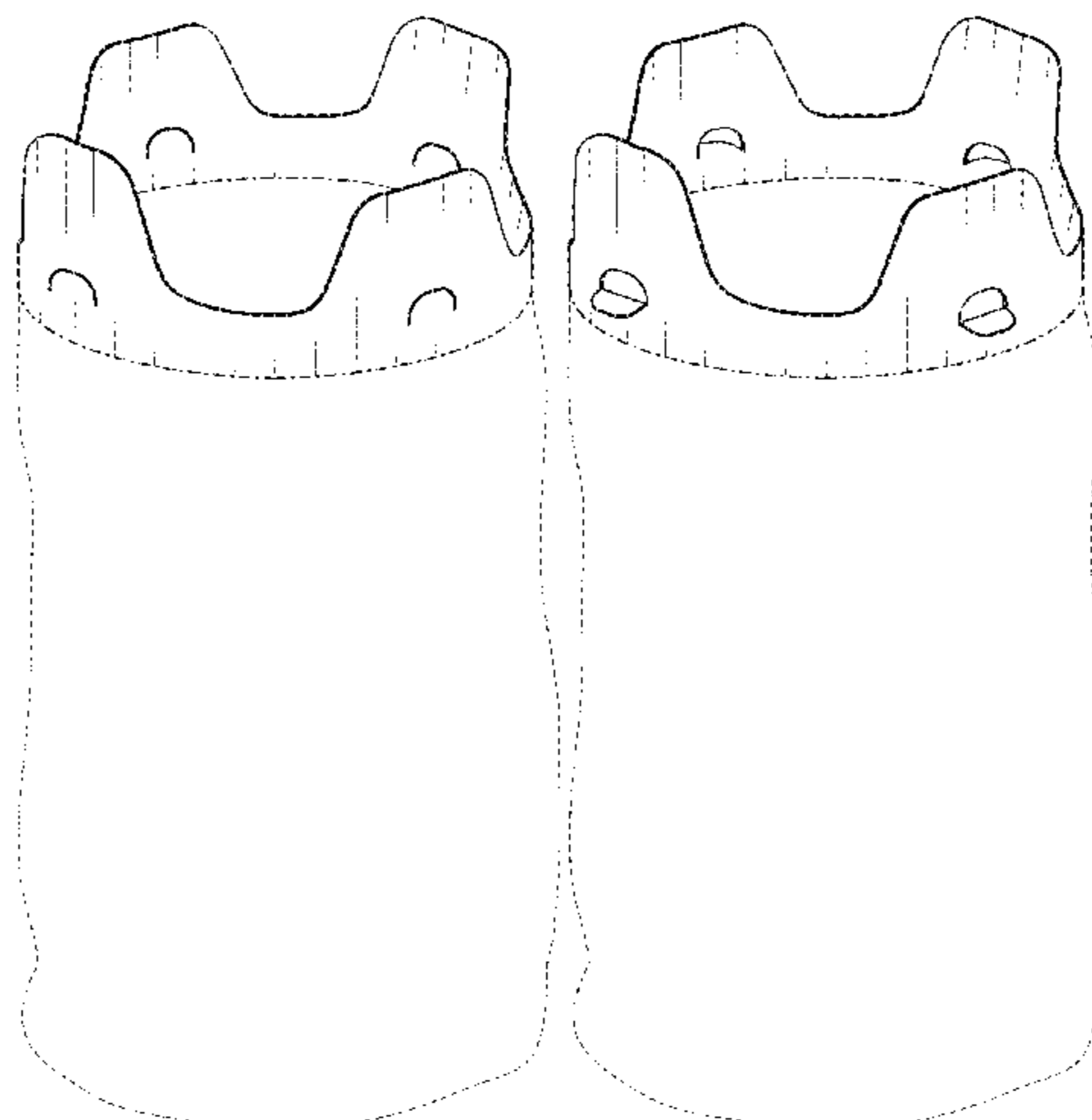
FIG. 15 is a bottom plan view of the top portion of the bag of FIG. 9; and,

FIG. 16 is a side view of the top portion of the bag of FIG. 9 in a flat folded configuration.

The dash-dot-dash broken line(s) define the bounds of the claimed design and form no part thereof.

The broken lines are shown to indicate unclaimed portions of the top portion of a bag and form no part of the claimed design.

1 Claim, 14 Drawing Sheets



US D906,124 S

Page 2

(58) **Field of Classification Search**

USPC 229/71-75, 103; 222/92, 107, 215;
220/495.03, 495.01; D3/303, 201;
428/35.2, 79, 199, 542.6; 434/162;
402/79; D5/57-61, 99; 281/2, 3.1, 5, 38,
281/51; 283/117, 62, 74, 93, 103, 115;
D19/1-10, 100
CPC B65D 33/00; B65D 33/16; B65D 33/1608;
B65D 33/06; B65D 33/12; B65D 29/00;
B65D 29/04; B65D 31/00; B65D 31/005;
B65D 31/10; B65D 31/02; B65D 31/04;
B65D 31/18; B65D 65/00; B65D 65/02;
B65D 65/38; B65F 1/00; B65F 1/06;
B65F 1/0006; B65F 1/38; B65F 1/40

See application file for complete search history.

5,282,686 A	2/1994	Haber	
D356,251 S *	3/1995	Davis	D9/705
5,576,037 A	11/1996	Moore, Jr. et al.	
5,908,244 A	6/1999	Galambos	
D542,150 S *	5/2007	Bredbury	D9/705
7,345,712 B2 *	3/2008	Sohn	G09G 3/2022 345/63
8,083,409 B2	12/2011	Gelbard	
8,550,712 B2	10/2013	Ebner et al.	
8,668,387 B2	3/2014	Ebner et al.	
8,790,009 B2	7/2014	Saville et al.	
10,414,547 B2	9/2019	Rosenburg et al.	
2007/0031067 A1	2/2007	Gebhardt	
2012/0145733 A1	6/2012	Heilman et al.	
2014/0270578 A1	9/2014	Ebner et al.	

(56)

References Cited

U.S. PATENT DOCUMENTS

4,890,736 A 1/1990 Johannes
5,246,110 A 9/1993 Greyvenstein

FOREIGN PATENT DOCUMENTS

JP 10-338302 A 12/1998
JP 2004/345649 A 12/2004

* cited by examiner

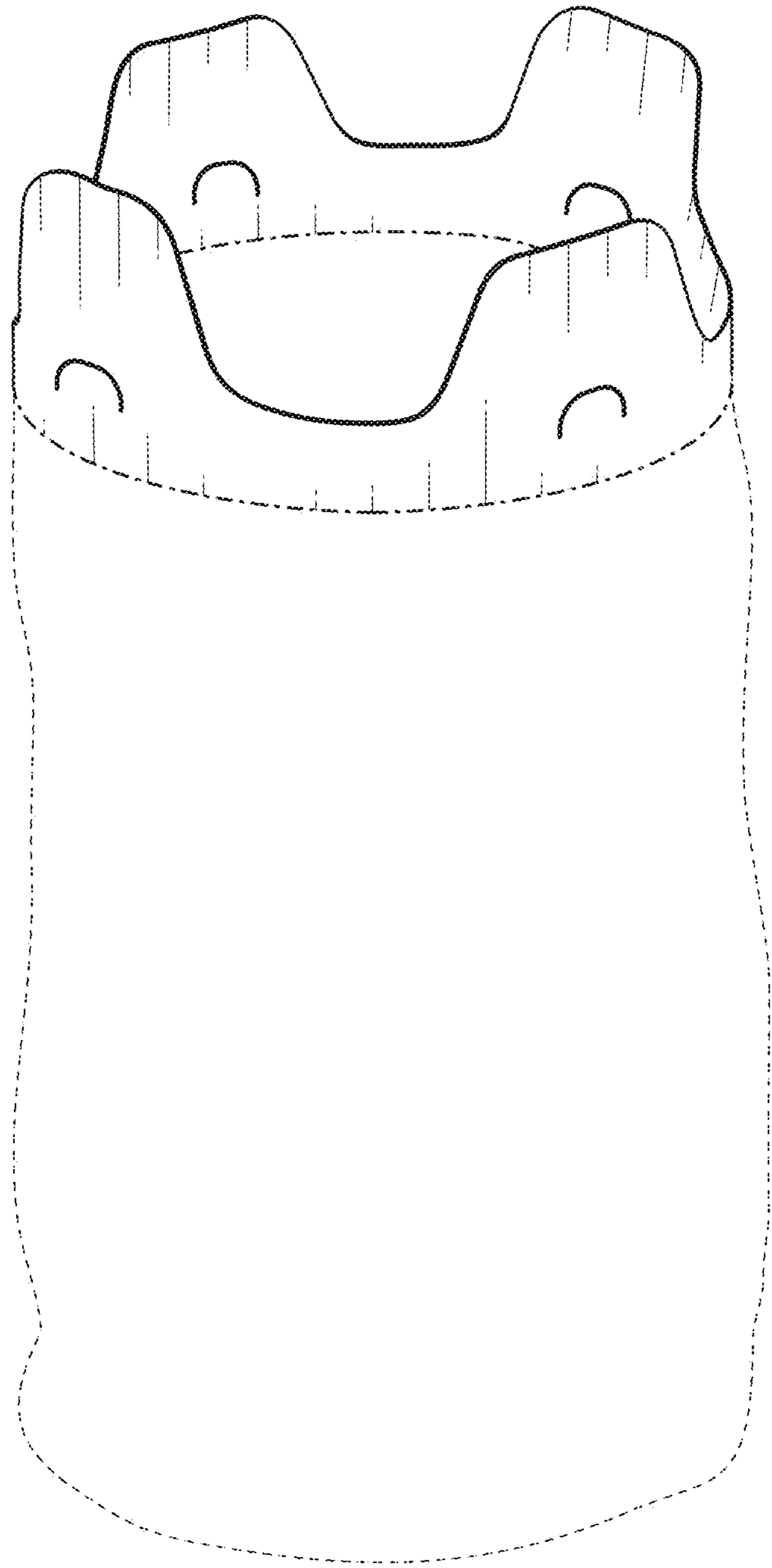


FIG. 1




FIG. 2




FIG. 3




FIG. 4




FIG. 5

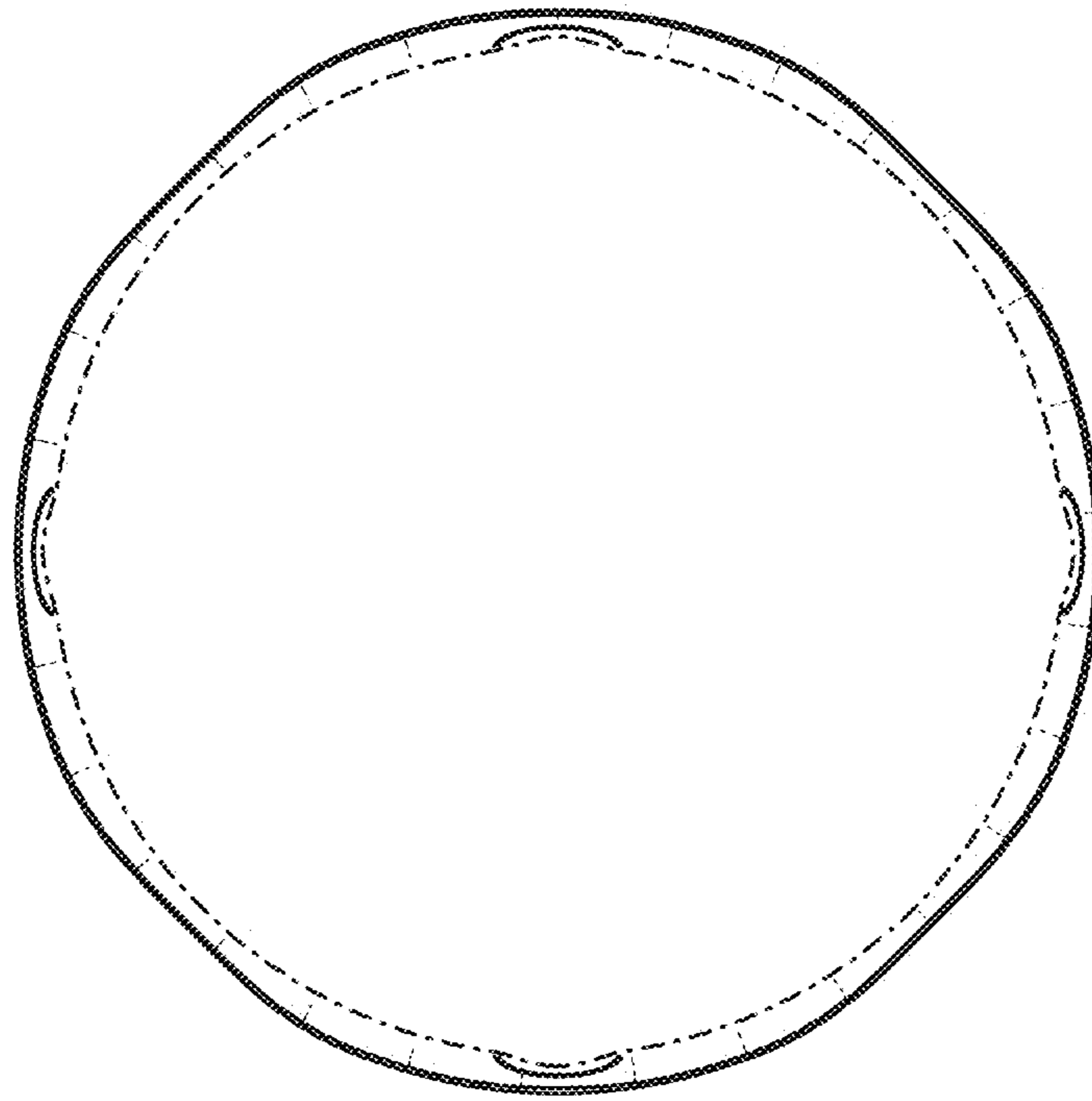


FIG. 6

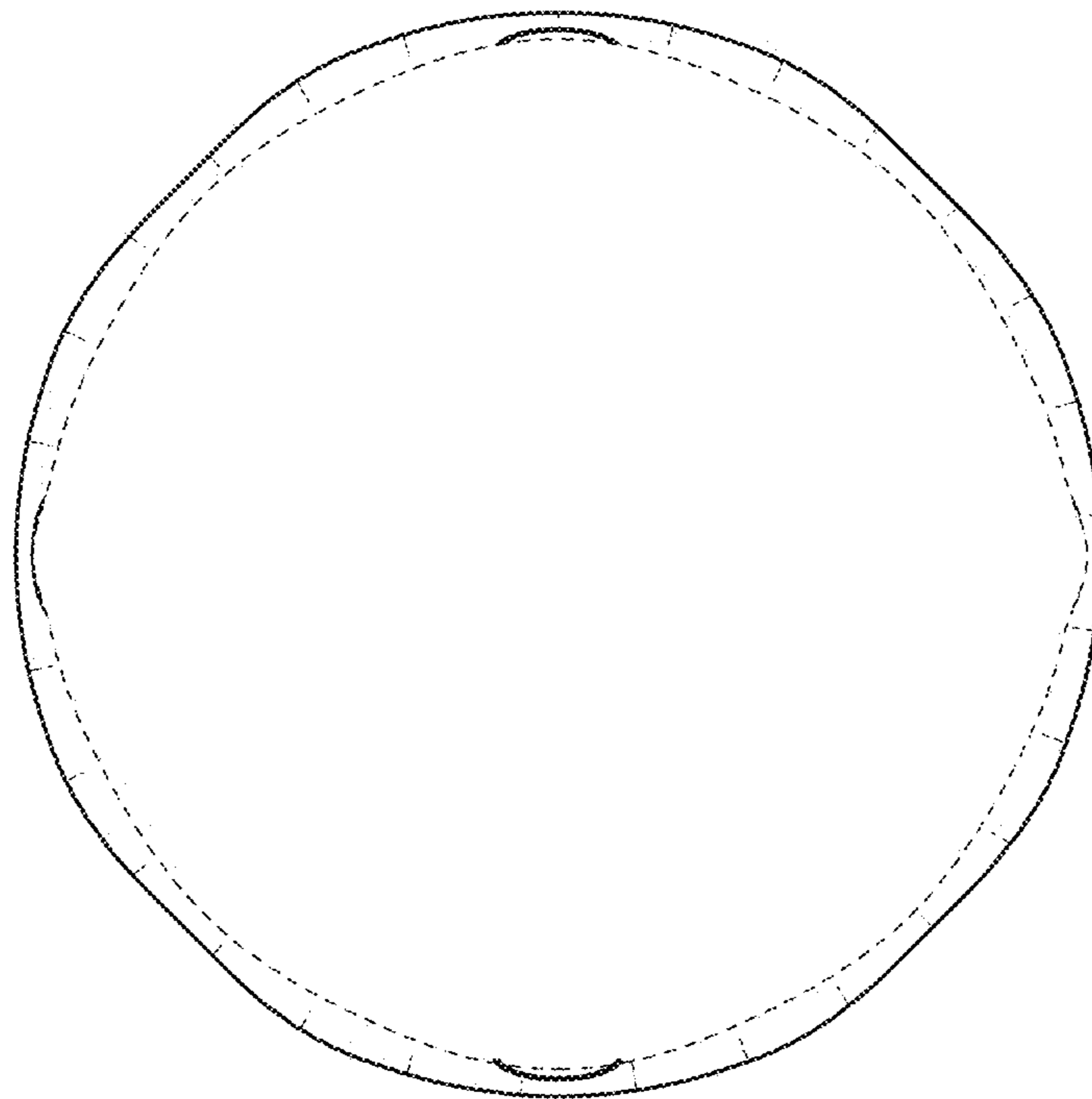


FIG. 7




FIG. 8

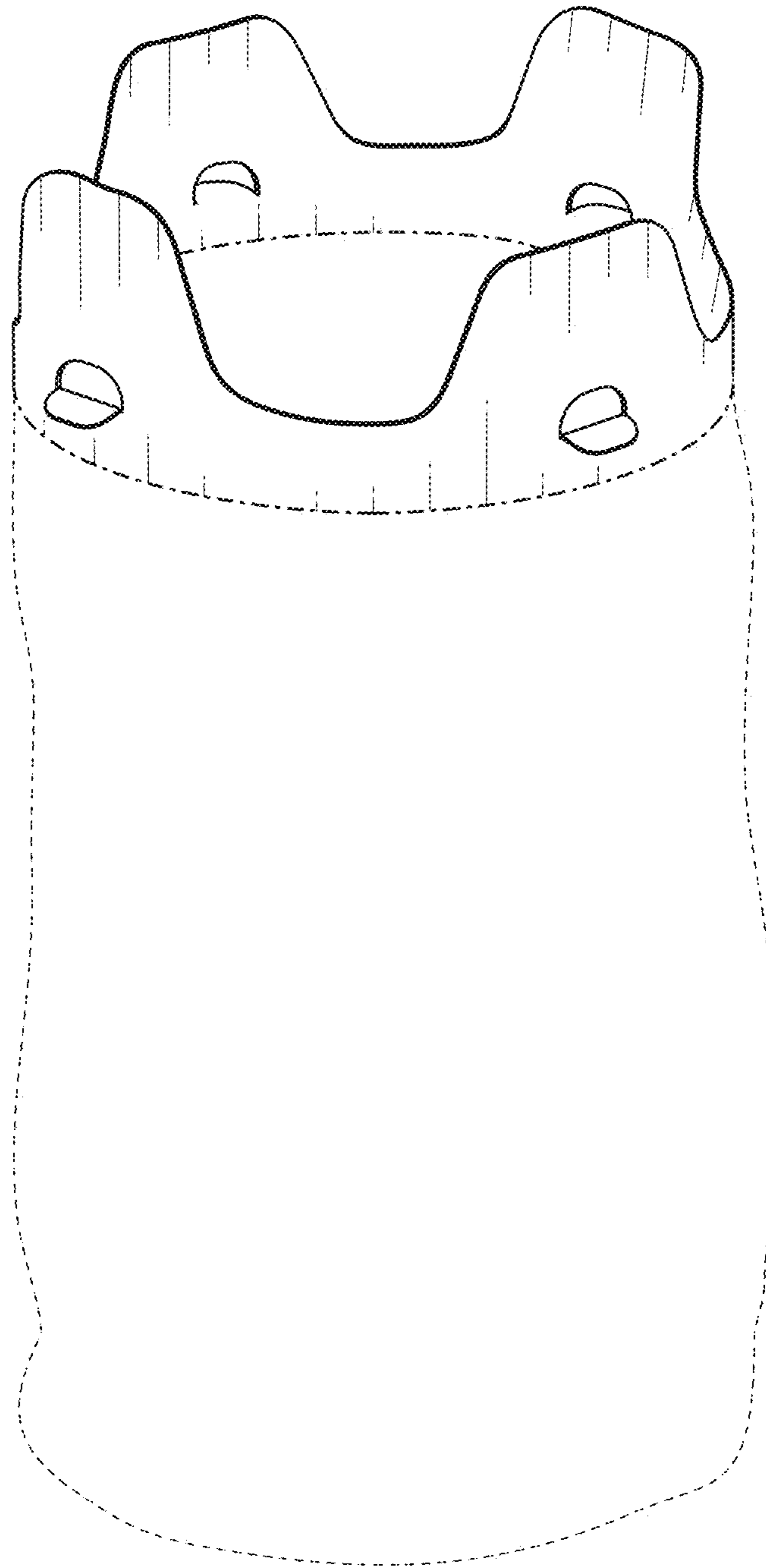


FIG. 9




FIG. 10




FIG. 11




FIG. 12




FIG. 13

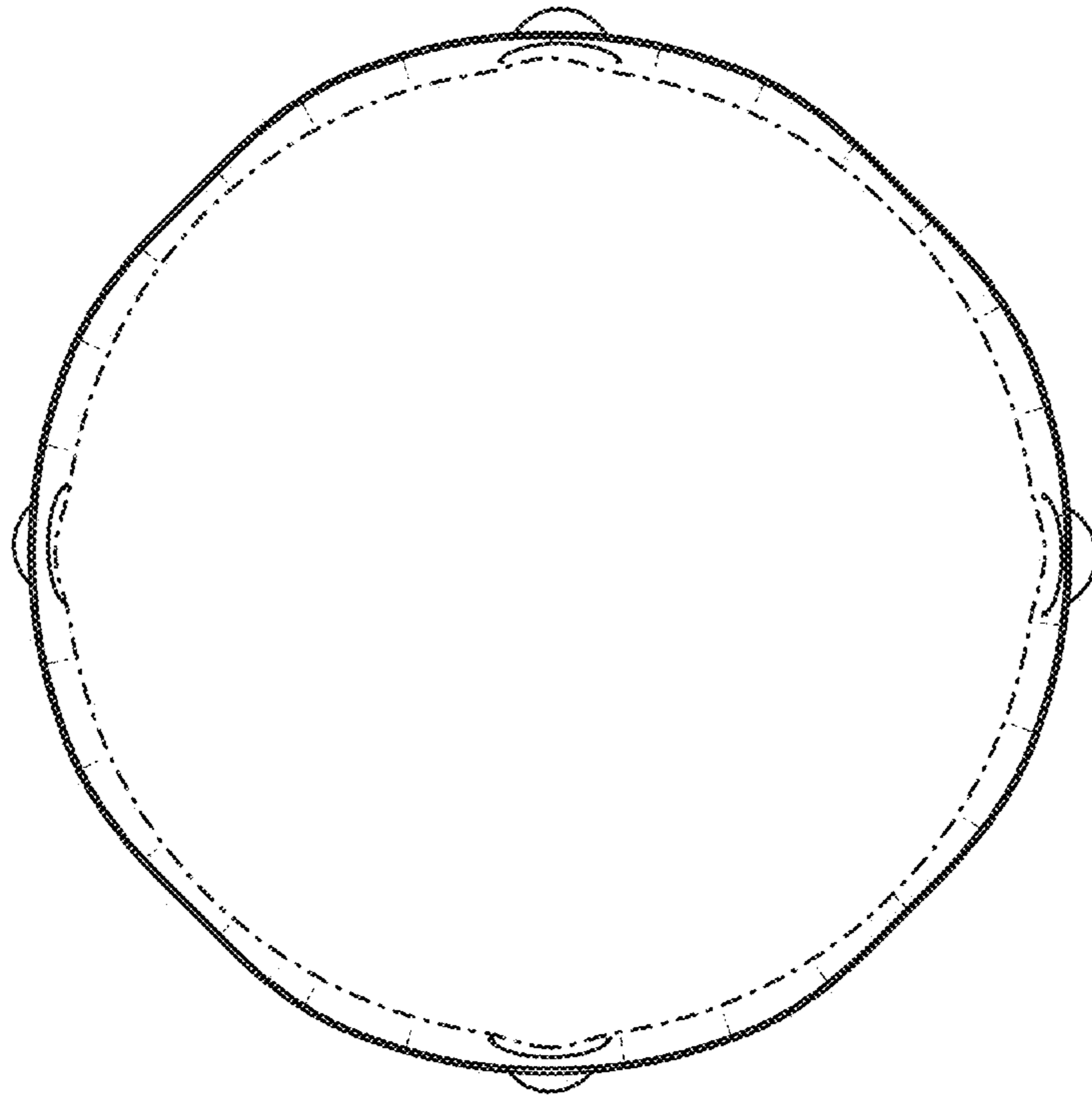


FIG. 14

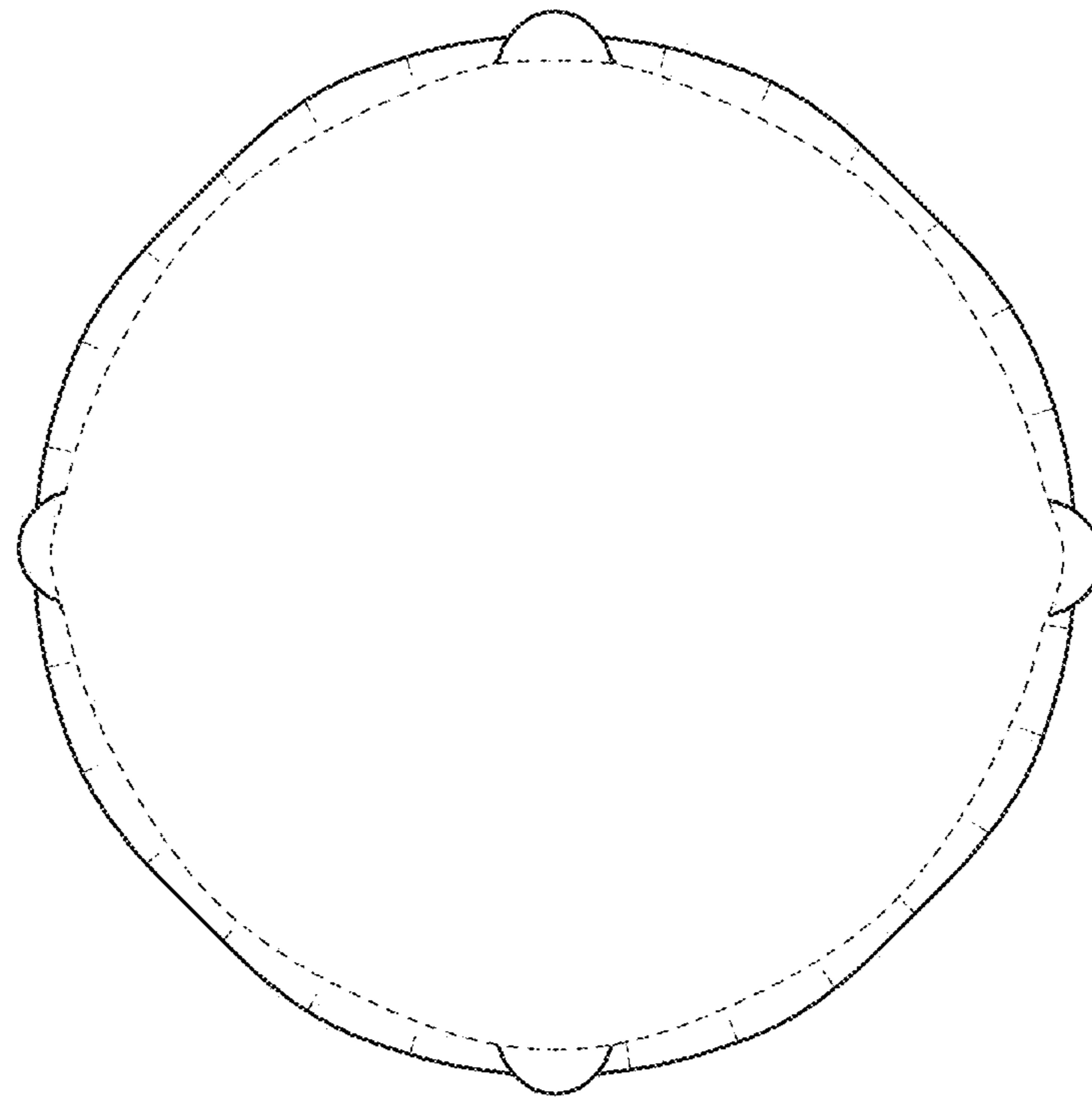


FIG. 15




FIG. 16