



US00D906119S

(12) **United States Design Patent** (10) **Patent No.:** **US D906,119 S**  
**Komai et al.** (45) **Date of Patent:** **\*\* Dec. 29, 2020**

(54) **CONTAINER**

(56) **References Cited**

(71) Applicant: **Shiseido Company, Limited**, Tokyo (JP)

U.S. PATENT DOCUMENTS

(72) Inventors: **Mao Komai**, Tokyo (JP); **Akira Muraokia**, Tokyo (JP)

5,609,759	A	*	3/1997	Nohren, Jr.	.....	C02F 1/003 210/266
D532,557	S	*	11/2006	Bakic	.....	D28/76
D580,767	S	*	11/2008	Okin	.....	D9/521
D605,049	S	*	12/2009	Tanii	.....	D9/529
D654,363	S	*	2/2012	Baek	.....	D9/504
D662,360	S	*	6/2012	George	.....	D7/510
D675,100	S	*	1/2013	Herbst	.....	D7/511
D708,954	S	*	7/2014	Barnes	.....	D7/511
D755,052	S	*	5/2016	Murata	.....	D9/529
D771,317	S	*	11/2016	Pires	.....	D28/76
D790,285	S	*	6/2017	Seiders	.....	D7/608
D796,268	S	*	9/2017	Karsevar	.....	D7/551.1
D809,914	S	*	2/2018	Weernink	.....	D9/428
D818,648	S	*	5/2018	Cleij	.....	D28/85
D823,068	S	*	7/2018	Seiders	.....	D7/608
D831,436	S	*	10/2018	Seiders	.....	D7/608
D886,635	S	*	6/2020	Kilduff	.....	D9/726

(73) Assignee: **SHISEIDO COMPANY, LIMITED**, Tokyo (JP)

(\*\*) Term: **15 Years**

(21) Appl. No.: **29/673,470**

(22) Filed: **Dec. 14, 2018**

**Related U.S. Application Data**

(62) Division of application No. 35/503,833, filed on Apr. 20, 2017 (U.S. filing date under 35 U.S.C. 384), and having an international filing date of Apr. 20, 2017, now Pat. No. Des. 840,822.

(51) **LOC (12) Cl.** ..... **09-01**

(52) **U.S. Cl.**  
USPC ..... **D9/529**; D28/76

(58) **Field of Classification Search**  
USPC ..... D9/428, 499, 500-504, 516, 522, 529, D9/530, 542, 543, 549, 574, 575, D9/688-691, 772; D28/76, 77, 85-90  
CPC .. A45D 40/261; A45D 40/262; A45D 40/264; A45D 40/265; A45D 40/267; A45D 40/268; A45D 40/24; A45D 40/18; A45D 34/06; B65D 81/3823; B65D 81/3818; B65D 81/3846

See application file for complete search history.

\* cited by examiner

*Primary Examiner* — Bao-Yen T Nguyen  
(74) *Attorney, Agent, or Firm* — Andrew F. Young, Esq.; Lackenbach Siegel, LLP

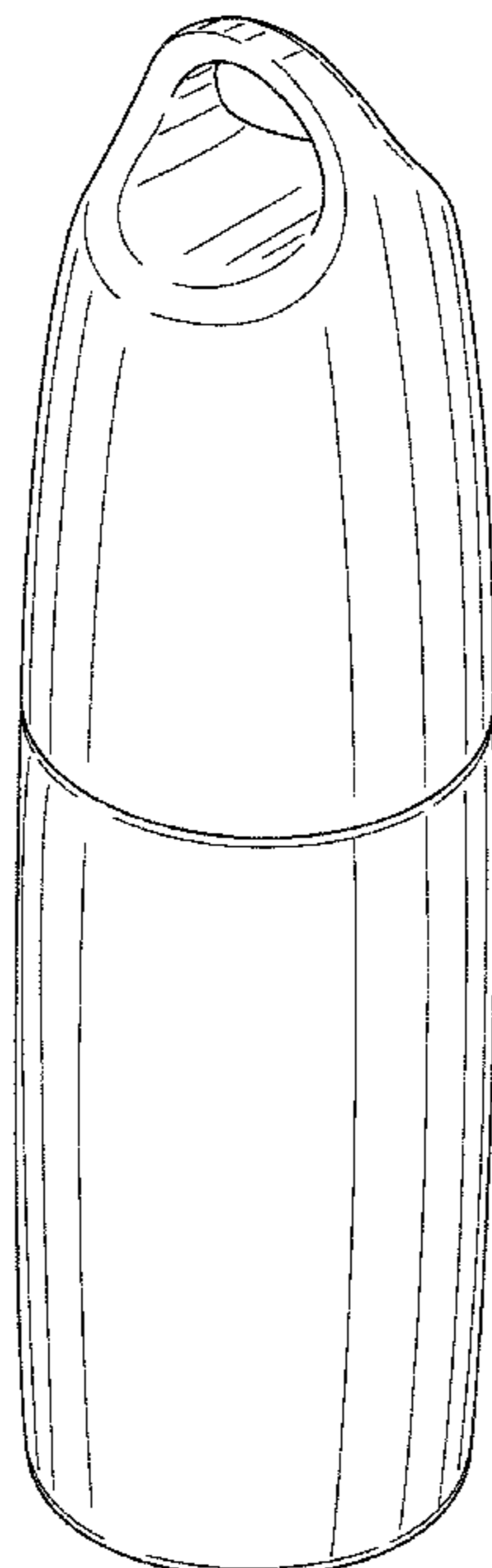
(57) **CLAIM**

The ornamental design for a container, as shown and described.

**DESCRIPTION**

FIG. 1 is a front elevation view of our new design.  
FIG. 2 is a rear elevation view thereof.  
FIG. 3 is a top plan view thereof.  
FIG. 4 is a bottom plan view thereof.  
FIG. 5 is a left side elevation view thereof.  
FIG. 6 is a right side elevation view thereof; and,  
FIG. 7 is a front top perspective view thereof.

**1 Claim, 7 Drawing Sheets**



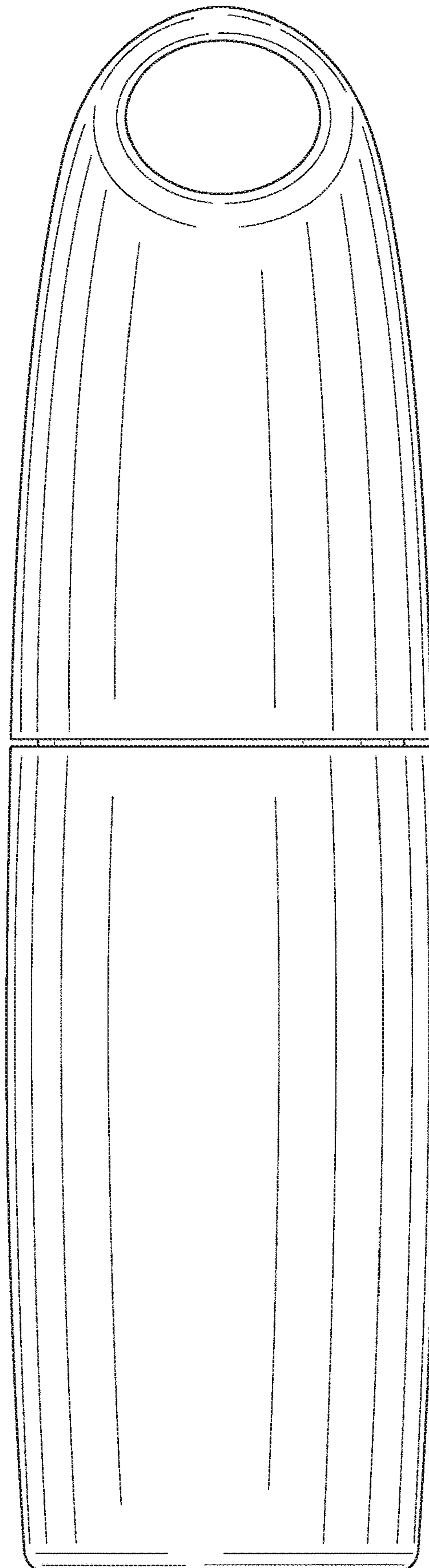


FIG. 1




FIG. 2

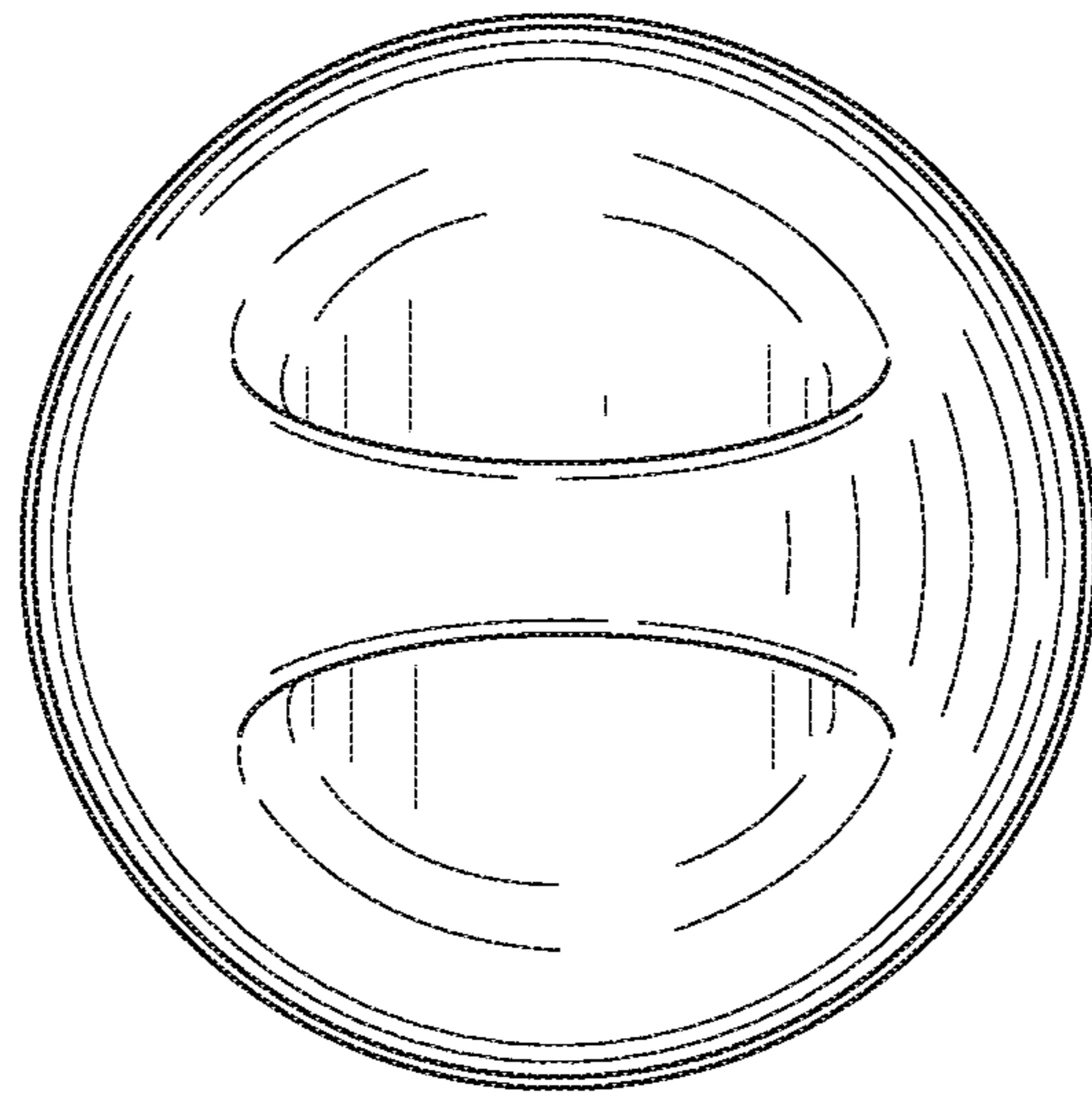


FIG. 3

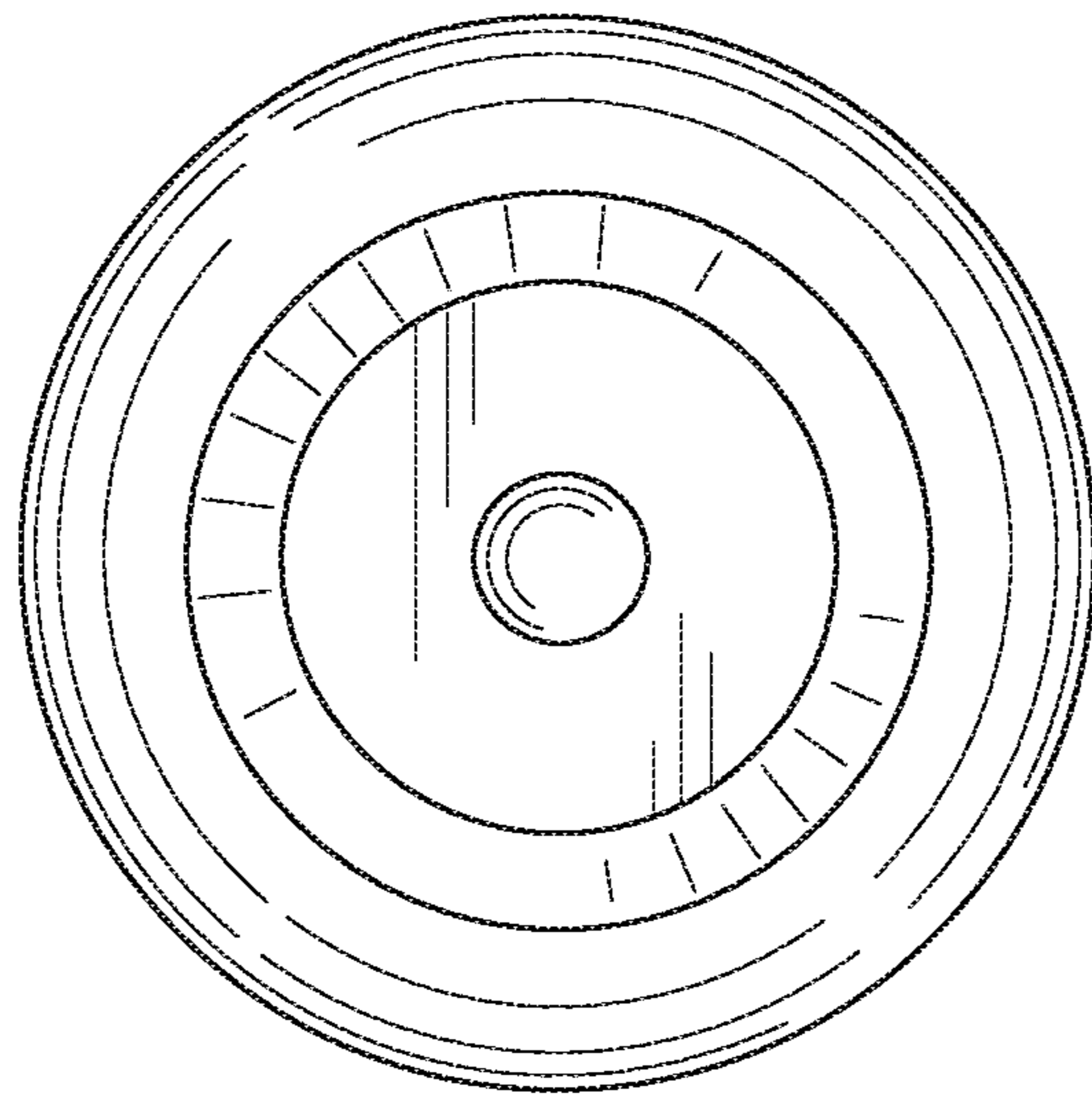


FIG. 4

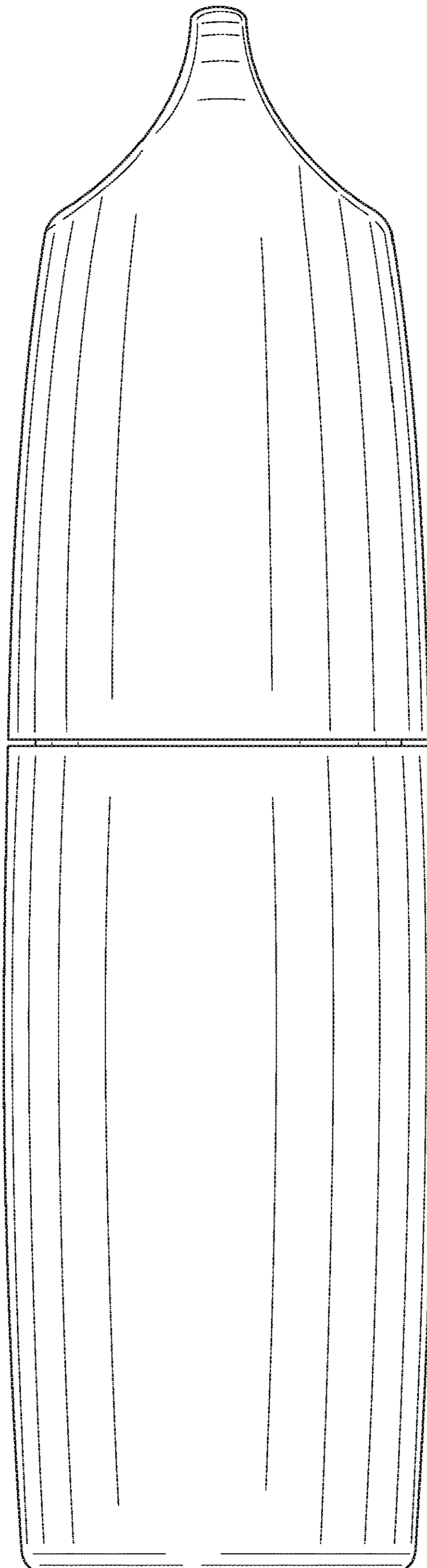


FIG. 5

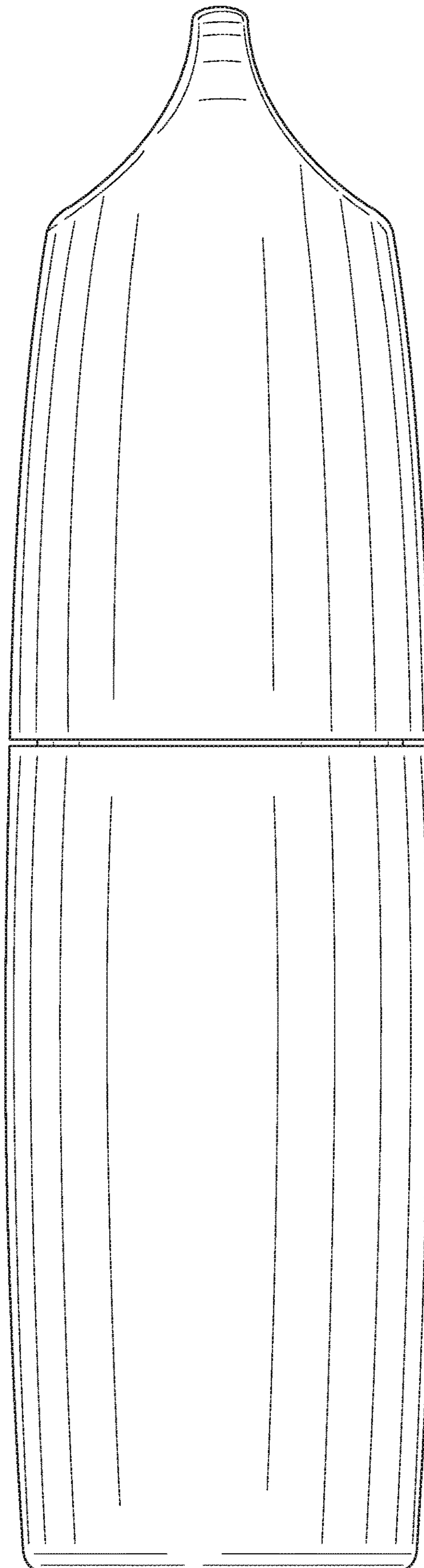


FIG. 6

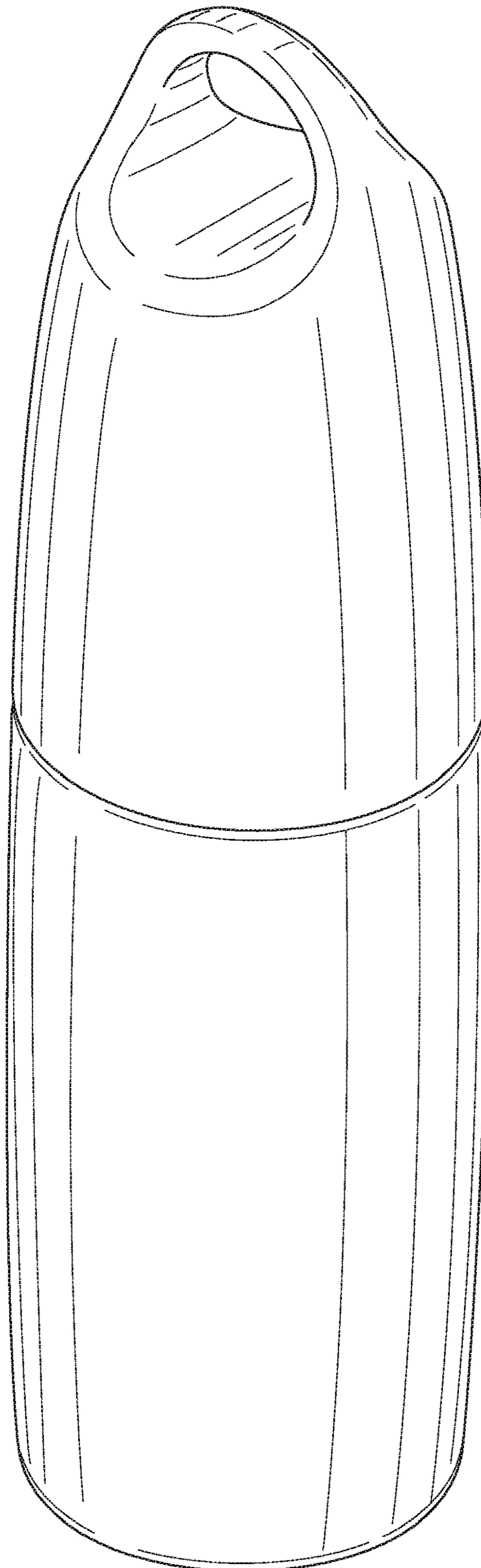


FIG. 7