



US00D906115S

(12) **United States Design Patent**
Louis

(10) **Patent No.:** **US D906,115 S**

(45) **Date of Patent:** **** Dec. 29, 2020**

(54) **PERFUME BOTTLE**

(71) Applicant: **Bulgari S.p.A.**, Rome (IT)

(72) Inventor: **Armand Louis**, La Neuveville (CH)

(73) Assignee: **Bulgari S.p.A.**, Rome (IT)

(**) Term: **15 Years**

(21) Appl. No.: **29/643,322**

(22) Filed: **Apr. 6, 2018**

(30) **Foreign Application Priority Data**

Oct. 9, 2017 (AE) D6000625/2017

(51) **LOC (12) Cl.** **09-01**

(52) **U.S. Cl.**

USPC **D9/503**; D9/439; D9/454; D9/505

(58) **Field of Classification Search**

USPC D9/500, 503-505, 516, 530, 537-540,
D9/544-545, 549, 558, 659, 715, 719;
D24/224

CPC B65D 1/00; B65D 1/02; B65D 1/0223;
B65D 1/023; B65D 2501/00; B65D
2501/0009

See application file for complete search history.

(56) **References Cited**

U.S. PATENT DOCUMENTS

D48,757 S * 3/1916 Norvell D9/500
D82,992 S * 1/1931 Jones D9/505
D99,572 S * 5/1936 Ganz D9/505
D171,540 S * 2/1954 Grun D7/303
D194,886 S * 3/1963 Kuwahara et al. D9/503
D283,397 S * 4/1986 Monod D9/545
D338,618 S * 8/1993 Berkeley D9/441

D355,602 S * 2/1995 Buettner D9/505
D357,415 S * 4/1995 Fontanella D9/503
D362,187 S * 9/1995 Thompson D9/500
D366,213 S * 1/1996 Bompard D9/503
D368,431 S * 4/1996 Desgrippes D9/452
D375,675 S * 11/1996 Luzzi D9/503
D390,783 S * 2/1998 Schneider D9/503
D416,154 S * 11/1999 Diehl D6/542
D485,762 S * 1/2004 Ungrady D9/503
D601,424 S * 10/2009 Rica D9/500
D715,157 S * 10/2014 In D9/691
D727,742 S * 4/2015 Jacobs D9/662
D770,898 S * 11/2016 Louis D9/503
D775,958 S * 1/2017 Louis D9/503
D795,699 S * 8/2017 Vivas D9/545
D803,376 S * 11/2017 Gobber D23/366
D816,203 S * 4/2018 Valentino D23/366
D884,477 S * 5/2020 Son D9/503

* cited by examiner

Primary Examiner — Dana Meyrow

(74) *Attorney, Agent, or Firm* — Peter A. Sullivan;
Stephen J. Kenny; Foley Hoag LLP

(57) **CLAIM**

The ornamental design for a perfume bottle, as shown and described.

DESCRIPTION

FIG. 1 is a front view of the perfume bottle showing my new design.

FIG. 2 is a back view thereof.

FIG. 3 is a left view thereof.

FIG. 4 is a right view thereof.

FIG. 5 is a bottom view thereof.

FIG. 6 is a top view thereof; and,

FIG. 7 is a perspective view thereof.

1 Claim, 7 Drawing Sheets

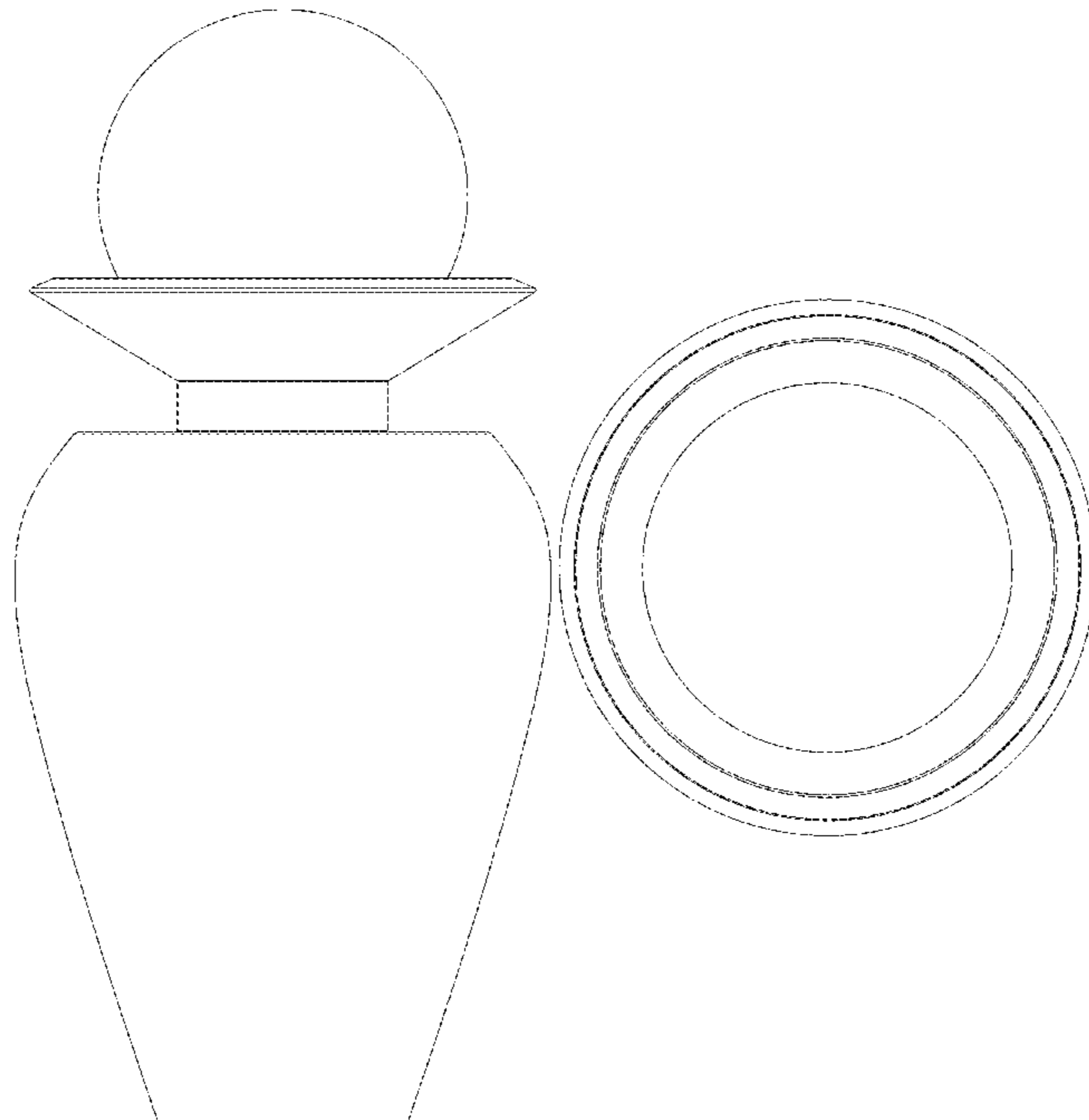


FIG. 1

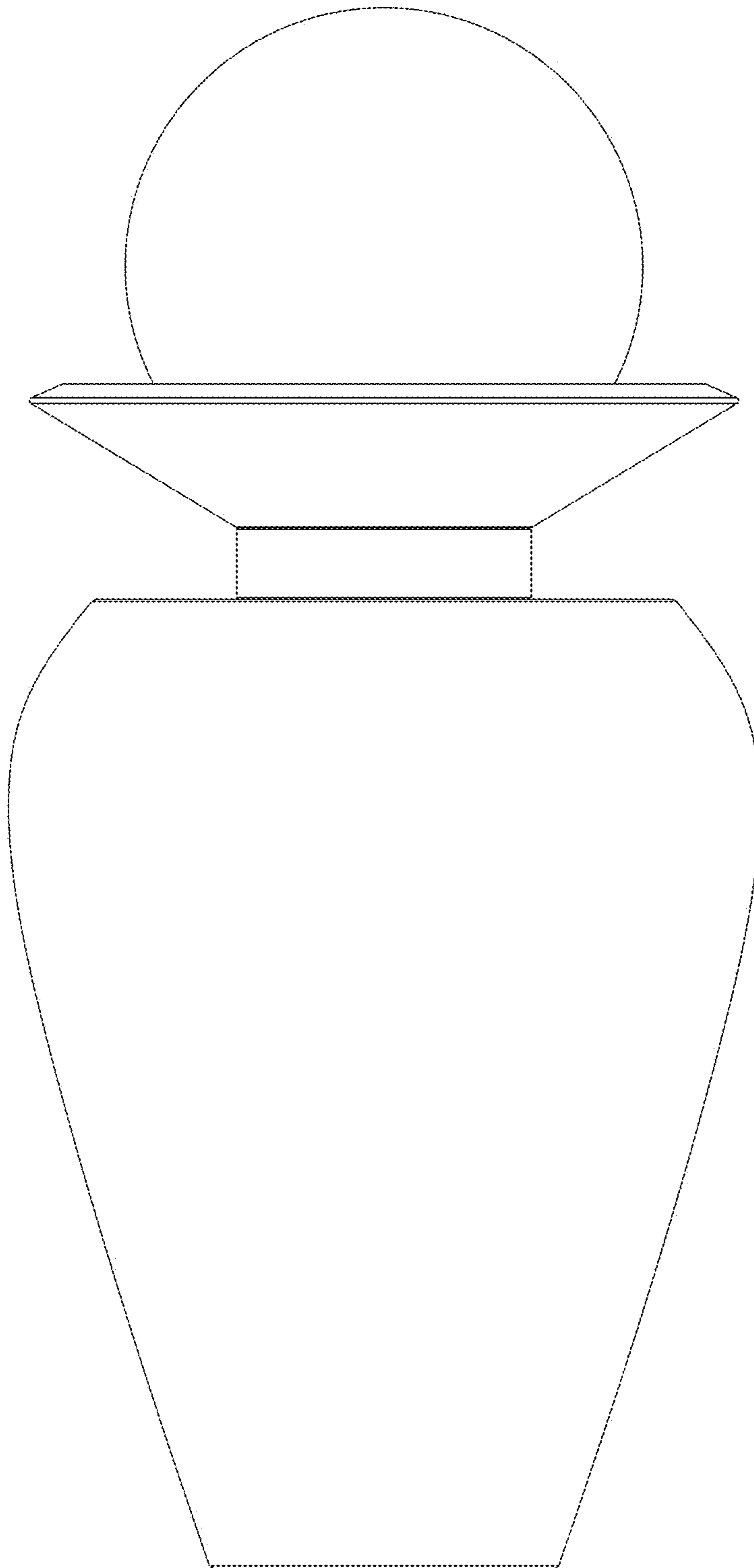


FIG. 2

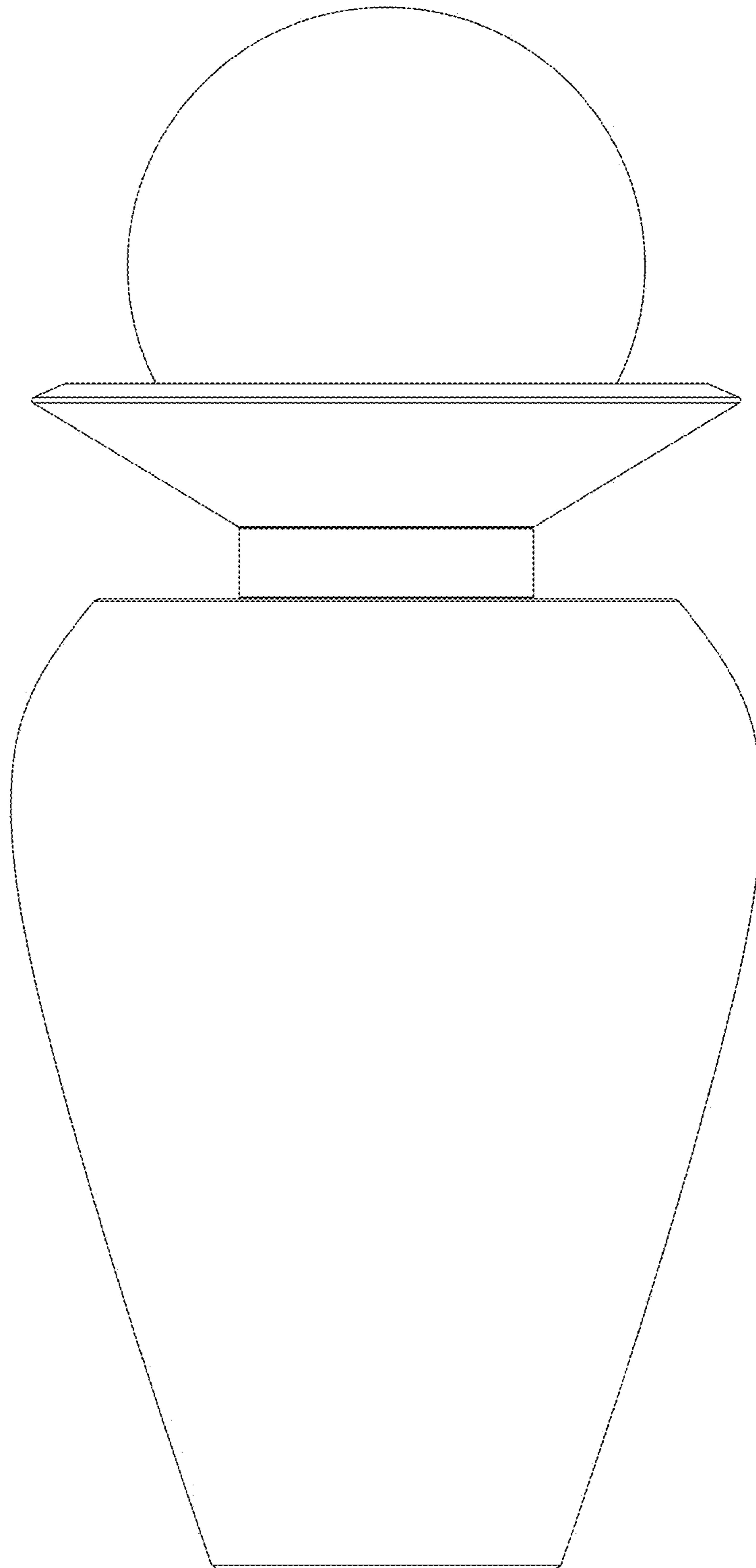


FIG. 3

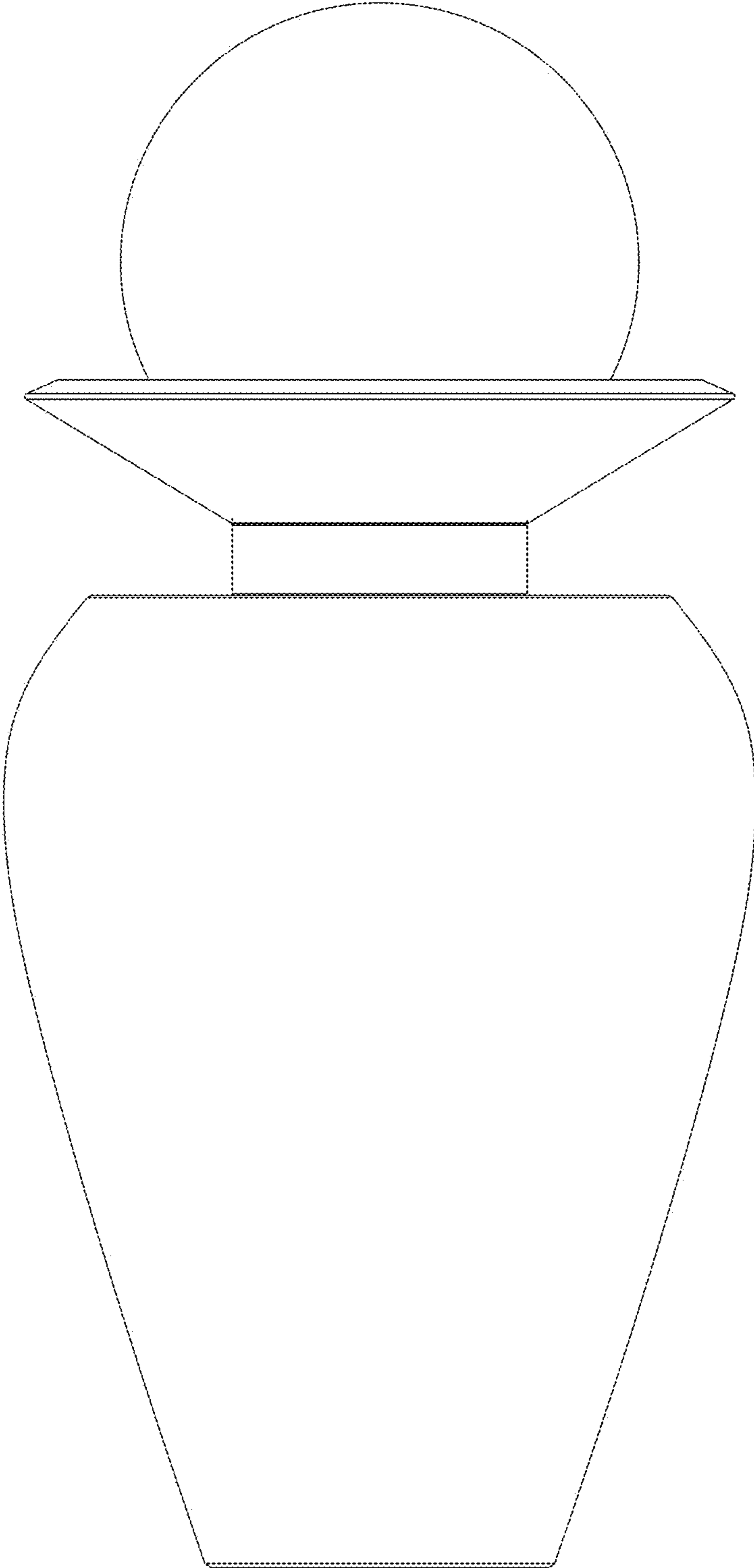


FIG. 4

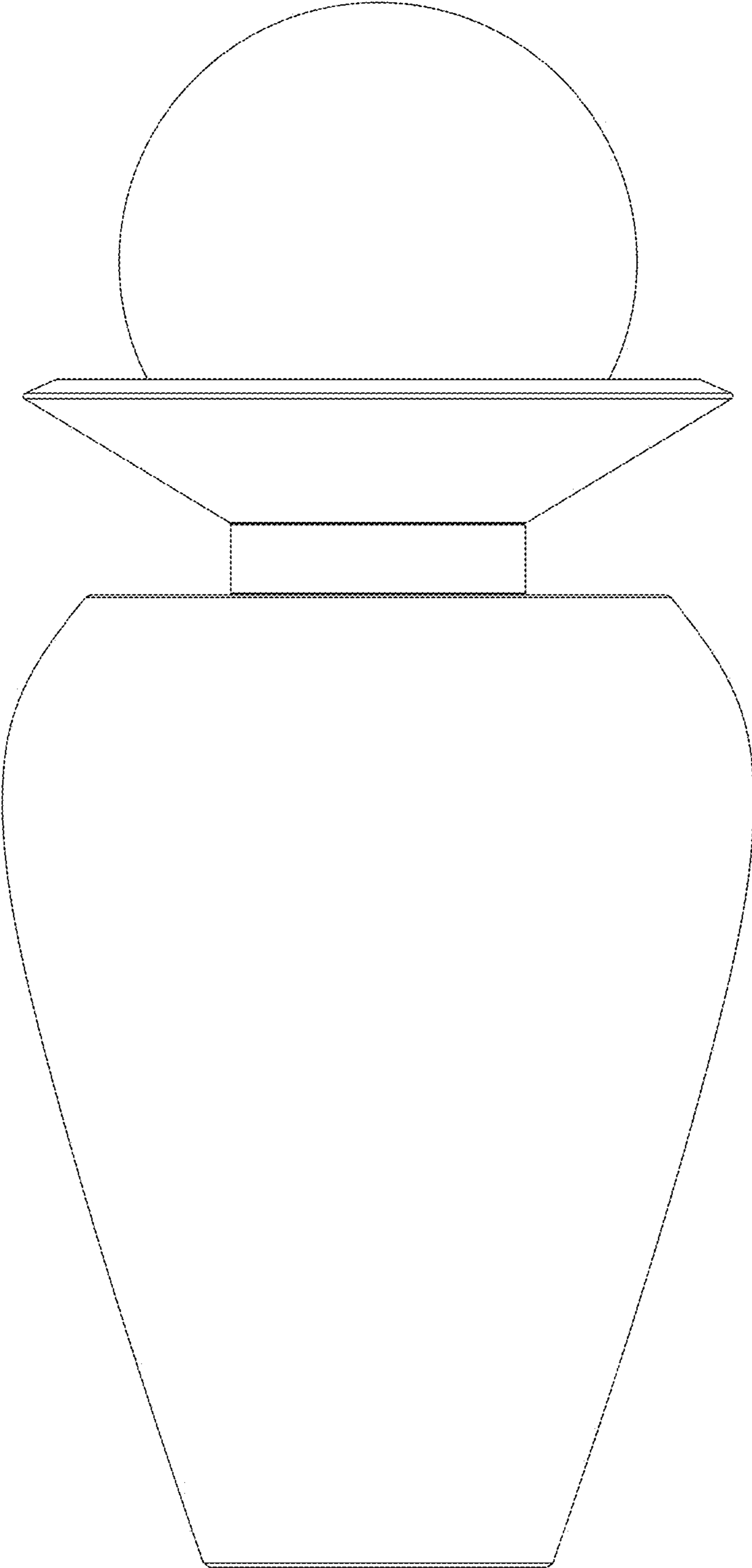


FIG. 5

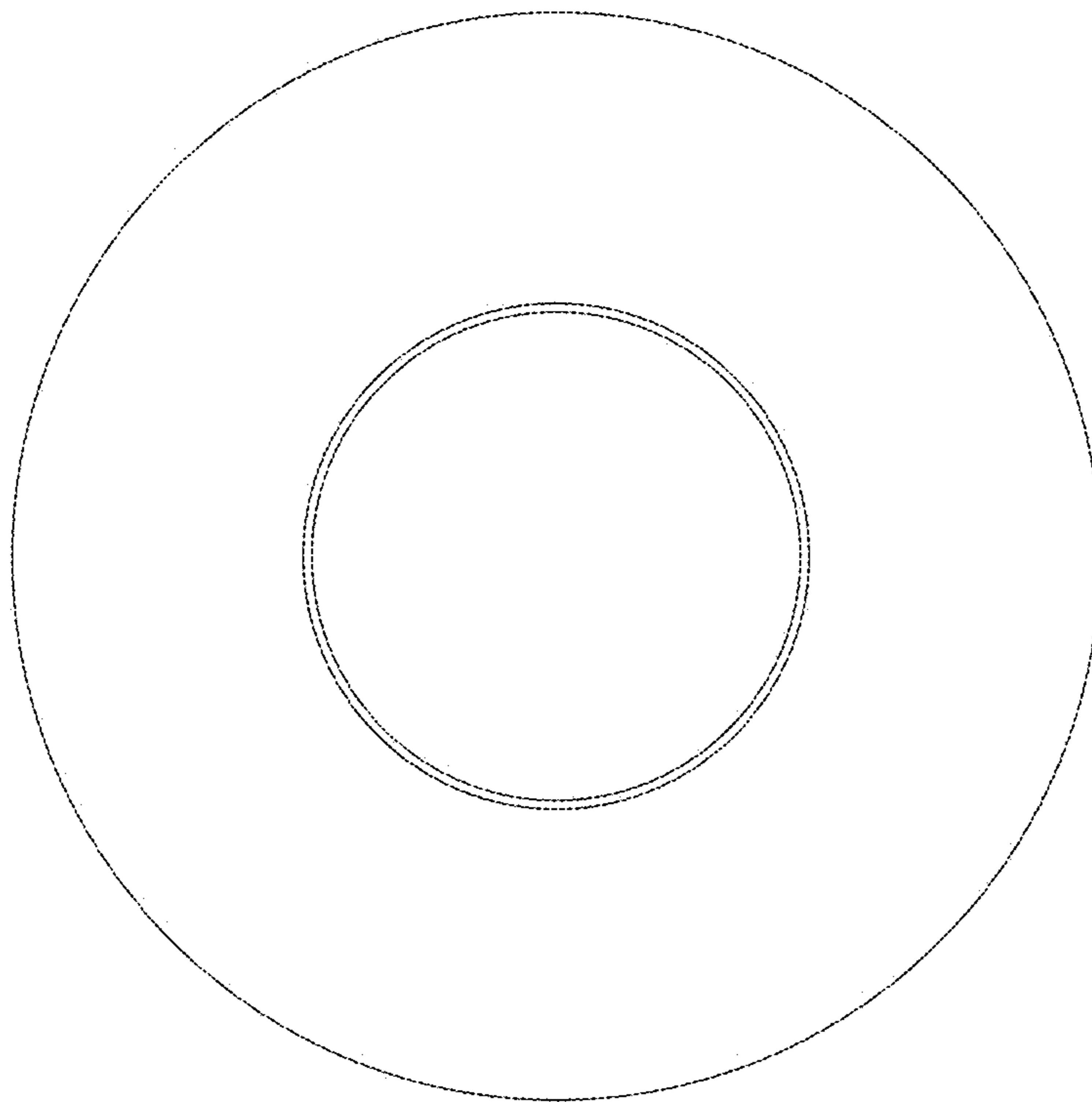


FIG. 6

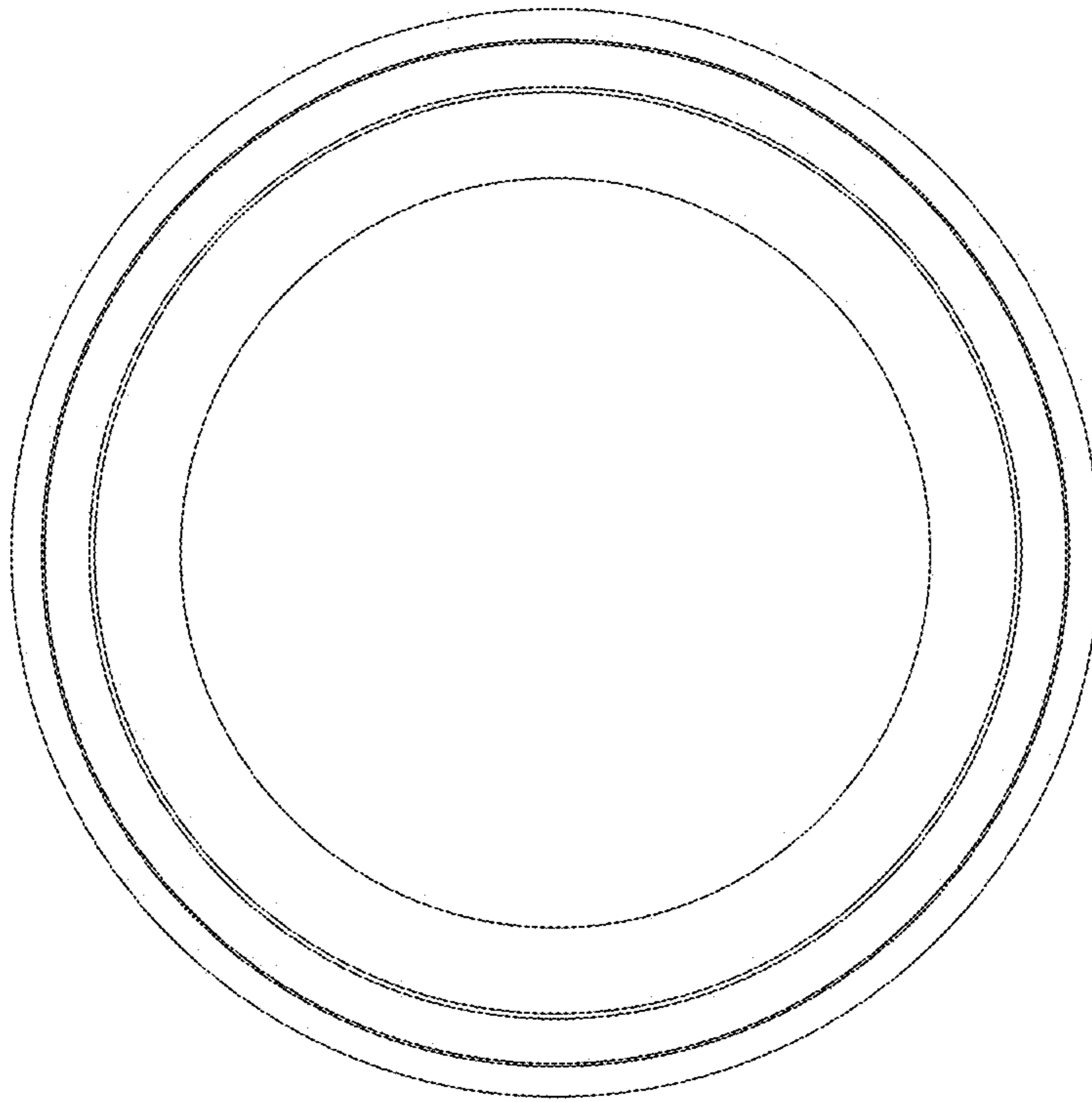


FIG. 7

