



US00D906109S

(12) **United States Design Patent** (10) **Patent No.:** **US D906,109 S**
Sterling et al. (45) **Date of Patent:** **** Dec. 29, 2020**

(54) **CLOSURE WITH GRIP FEATURES**

(71) Applicant: **Henkel IP & Holding GmbH**,
Duesseldorf (DE)

(72) Inventors: **Daniel Peter Sterling**, Trumbull, CT
(US); **Elizabeth Meriwether Boyd**,
Auburn, AL (US); **Glenn William
Kaye**, Trumbull, CT (US); **Anne
Elizabeth Lindert Nixon**, La Grange,
KY (US)

(73) Assignee: **Henkel IP & Holding GmbH**,
Duesseldorf (DE)

(**) Term: **15 Years**

(21) Appl. No.: **29/718,273**

(22) Filed: **Dec. 23, 2019**

Related U.S. Application Data

(62) Division of application No. 29/621,456, filed on Oct.
9, 2017, now Pat. No. Des. 875,527.

(51) **LOC (12) Cl.** **09-07**

(52) **U.S. Cl.**
USPC **D9/453; D9/443**

(58) **Field of Classification Search**

USPC D7/392.1, 396.2, 900; D9/434-436, 440,
D9/443-447, 452-454, 499

CPC B65D 41/00; B65D 41/38; B65D 41/56;
B65D 41/62; B65D 47/00; B65D 47/06;
B65D 47/08; B65D 2543/00046; B65D
2543/00092; B65D 2543/00296; B65D
51/28; B65D 21/0237; B65D 81/3205

See application file for complete search history.

(56) **References Cited**

U.S. PATENT DOCUMENTS

D267,076 S 11/1982 Hurtig
5,544,768 A 8/1996 Gargione

D382,488 S 8/1997 Ja
D403,582 S 1/1999 Nask et al.
D406,237 S 3/1999 Bettiga
D407,978 S 4/1999 Petro
D419,369 S 1/2000 Naft et al.
D423,366 S 4/2000 Gans
D426,161 S 6/2000 Hestehave et al.
D426,469 S 6/2000 Mankowski et al.
D435,455 S 12/2000 Gans
D437,228 S 2/2001 Collins
D481,801 S 11/2003 Whitley
D492,596 S 7/2004 Miceli et al.
D515,865 S 2/2006 Kim
D518,719 S 4/2006 von Spreckelsen et al.
D523,755 S 6/2006 Considine et al.
D528,417 S 9/2006 Matsuda et al.

(Continued)

OTHER PUBLICATIONS

Housessive.The 6 Best Microwave Cover of 2020. 2020. <https://housessive.com/best-microwaves-cover/> (Year: 2020).*

Primary Examiner — Darcey E Gottschalk

(74) *Attorney, Agent, or Firm* — Bojuan Deng

(57) **CLAIM**

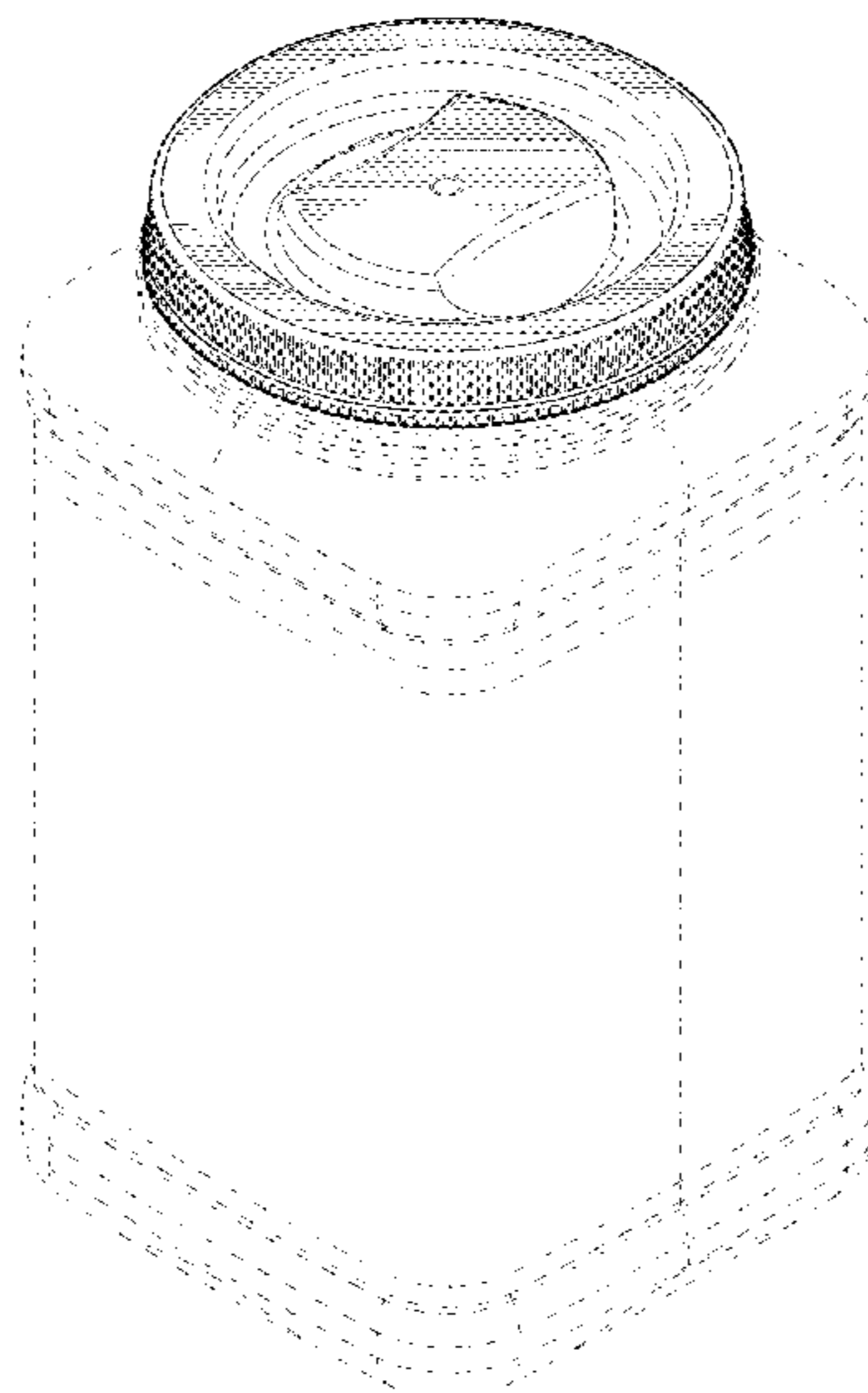
The ornamental design for a closure with grip features, as shown and described.

DESCRIPTION

FIG. 1 is a top perspective view of our new design for a closure with grip feature;
FIG. 2 is a top view thereof;
FIG. 3 is a bottom view thereof;
FIG. 4 is a front view thereof;
FIG. 5 is a right side view thereof;
FIG. 6 is a left side view thereof; and,
FIG. 7 is a rear view thereof.

In the drawings, the broken lines depict environment that forms no part of the claim.

1 Claim, 7 Drawing Sheets



(56)

References Cited

U.S. PATENT DOCUMENTS

D531,913 S	11/2006	Heisner et al.	D643,295 S	8/2011	Sadler et al.
D537,492 S	2/2007	Paolucci et al.	D646,754 S	10/2011	Reimann et al.
D541,148 S	4/2007	Gross et al.	D655,181 S	3/2012	Kraft et al.
D542,128 S	5/2007	Gross et al.	D658,431 S *	5/2012	Gilbert D7/392.1
D547,657 S	7/2007	Tacchella	D668,542 S	10/2012	Thurin et al.
D548,103 S	8/2007	Waldner	D671,834 S	12/2012	Chasteen et al.
D553,819 S	10/2007	Brothers	D673,047 S	12/2012	Stamper et al.
D558,583 S	1/2008	Langbein et al.	D676,329 S	2/2013	Yourist
D564,878 S	3/2008	Baughman et al.	D717,661 S	11/2014	McIntire et al.
D567,087 S	4/2008	Baughman et al.	D722,804 S	2/2015	Kay et al.
D587,580 S	3/2009	Kane et al.	D722,884 S	2/2015	Eble
D588,870 S	3/2009	Rasmussen	D723,370 S	3/2015	Medlin
D596,455 S	7/2009	Laib	D733,491 S *	7/2015	Gluck D7/392.1
D600,120 S	9/2009	Kawamura	D760,088 S	6/2016	Kaye et al.
D604,613 S	11/2009	Garboni	D795,006 S *	8/2017	Heiberger D7/392.1
D608,641 S	1/2010	Baughman et al.	D803,685 S *	11/2017	Kaye D9/453
D610,007 S	2/2010	Baughman et al.	D836,388 S *	12/2018	Abante D7/392.1
D612,257 S	3/2010	Wurster et al.	D839,666 S *	2/2019	Bradshaw D7/396.2
D617,191 S	6/2010	Stull et al.	D840,223 S *	2/2019	Marina D9/437
D630,518 S	1/2011	Biesecker et al.	D850,191 S *	6/2019	Jacobsen D7/396.2
D632,958 S	2/2011	Fuchs	D863,874 S *	10/2019	Melanson D7/392
D637,081 S	5/2011	Collins	D871,832 S *	1/2020	Marina D7/392.1
D641,628 S	7/2011	Baughman	D873,139 S *	1/2020	Chapin D9/453
			D885,903 S *	6/2020	Rane D9/453
			D885,904 S *	6/2020	Kim D9/453

* cited by examiner

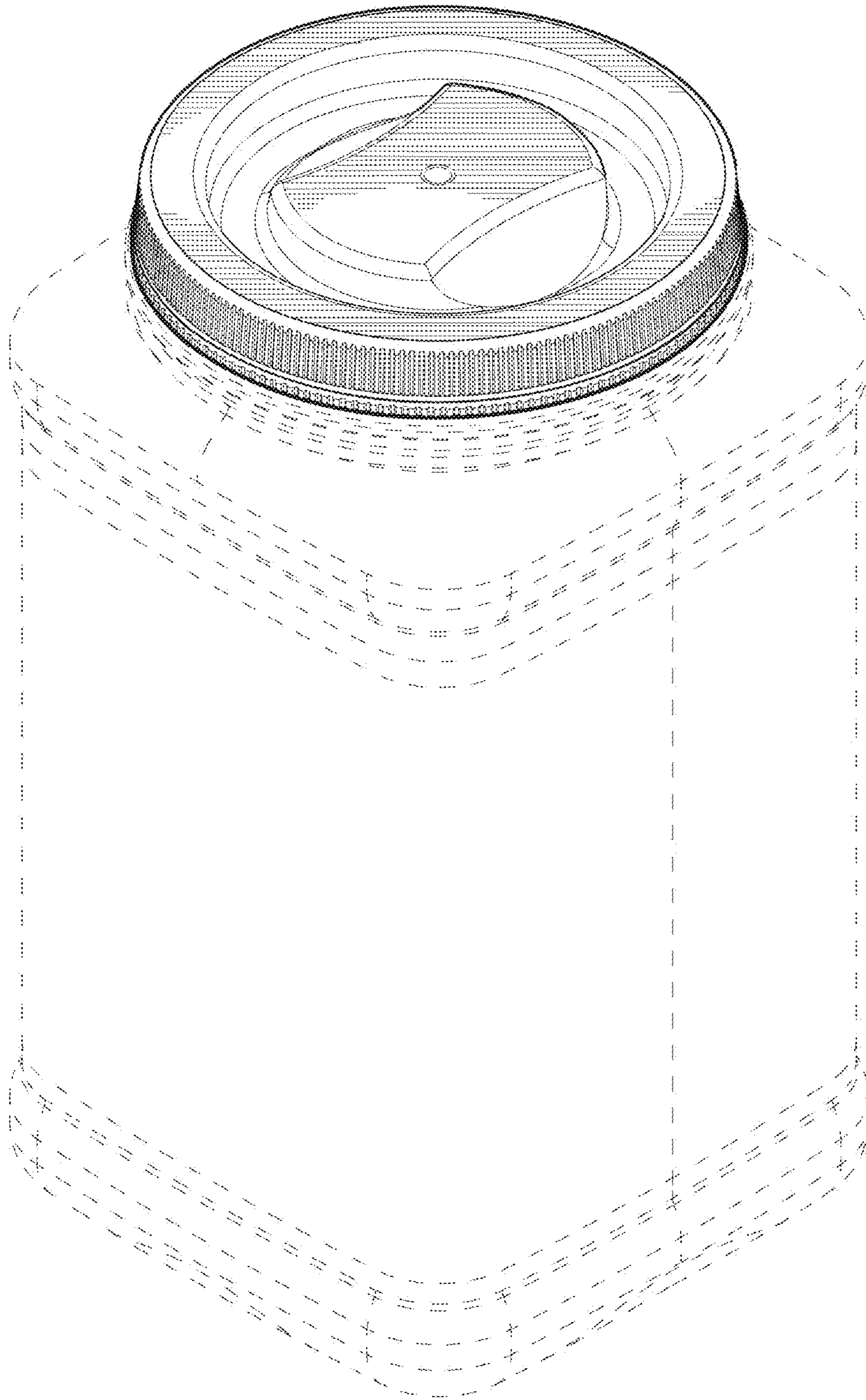


FIG. 1

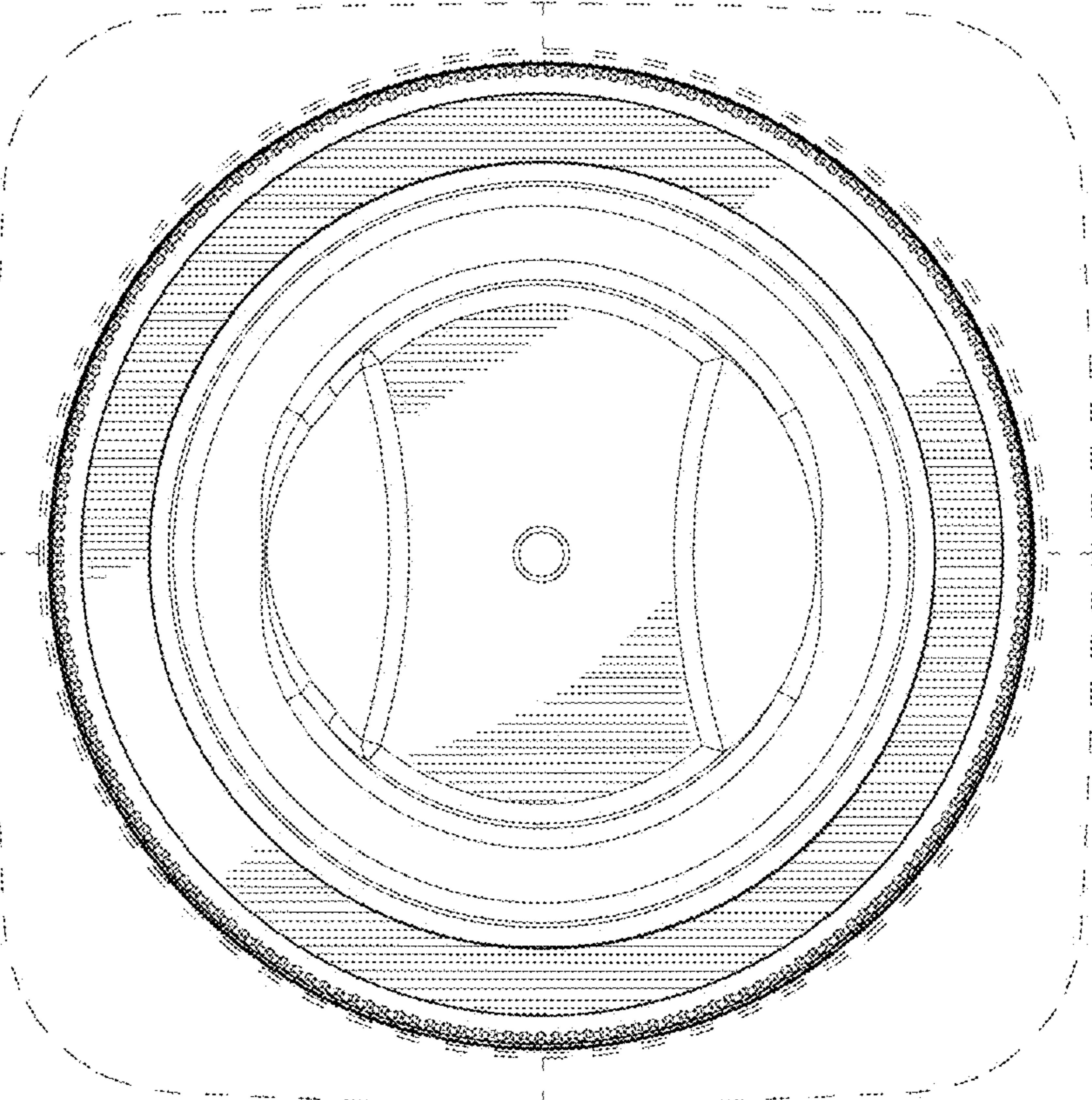


FIG. 2

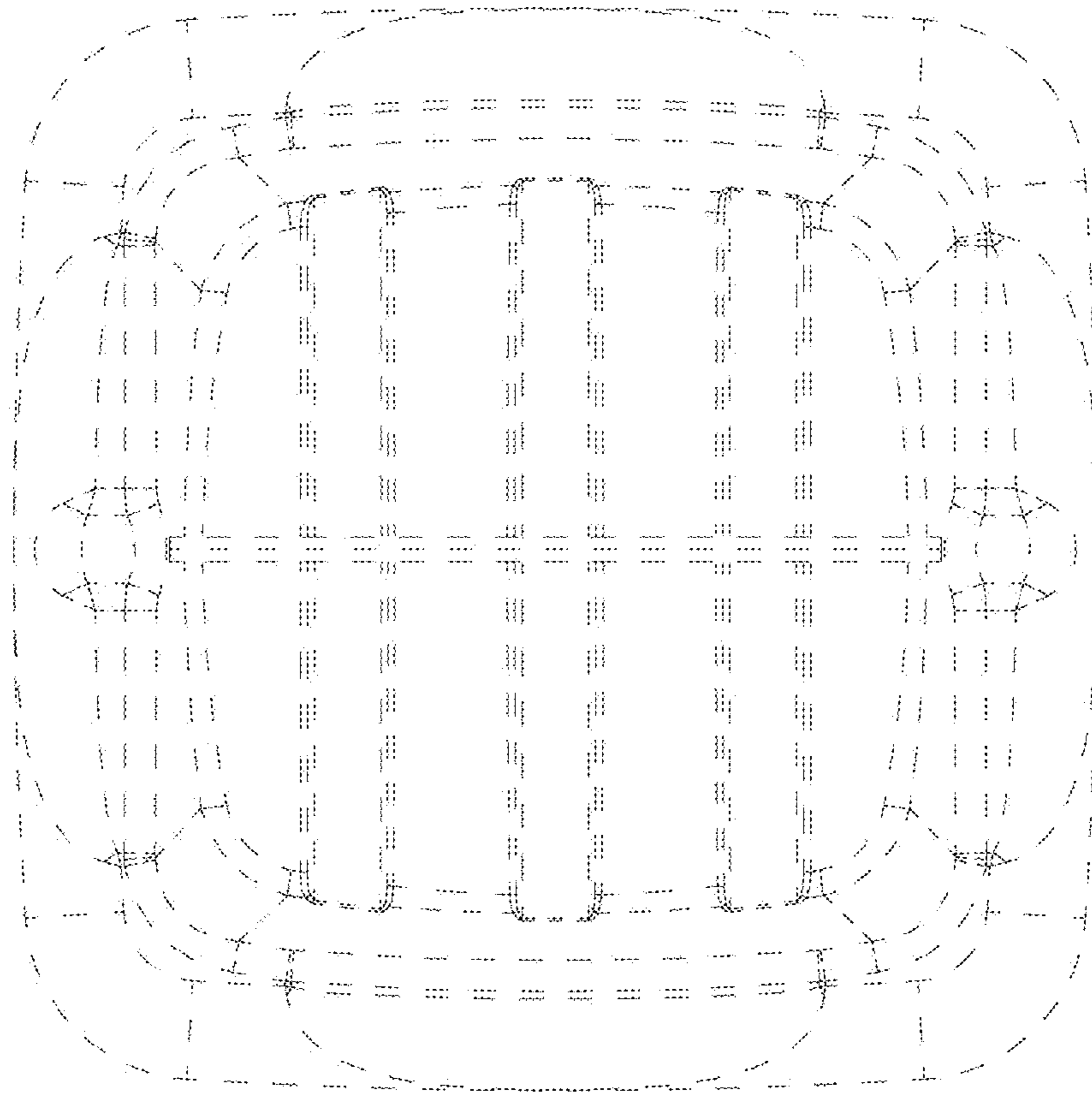


FIG. 3




FIG. 4




FIG. 5




FIG. 6




FIG. 7