



US00D906084S

(12) **United States Design Patent**
Griswold

(10) **Patent No.:** **US D906,084 S**

(45) **Date of Patent:** **** Dec. 29, 2020**

(54) **EXIT DEVICE WITH STATUS INDICATOR**

(71) Applicant: **Sargent Manufacturing Company,**
New Haven, CT (US)

(72) Inventor: **Lee Griswold,** Bethel, CT (US)

(73) Assignee: **Sargent Manufacturing Company,**
New Haven, CT (US)

(**) Term: **15 Years**

(21) Appl. No.: **29/678,269**

(22) Filed: **Jan. 28, 2019**

(51) **LOC (12) Cl.** **08-07**

(52) **U.S. Cl.**
USPC **D8/330**

(58) **Field of Classification Search**
USPC D8/330, 331, 332, 336, 338, 343, 346
CPC Y10T 70/5155; Y10T 70/5159; Y10T
70/5199; Y10T 70/554; Y10T 292/0908;
E05B 65/10; E05B 65/1053
See application file for complete search history.

(56) **References Cited**

U.S. PATENT DOCUMENTS

D114,825	S	*	5/1939	Schmidt et al.	D8/330
3,663,047	A	*	5/1972	Zawadzki	E05B 65/1053 292/92
3,877,262	A	*	4/1975	Williams	E05B 65/1073 70/92
4,167,280	A	*	9/1979	Godec	E05B 65/1053 292/21
D261,099	S	*	10/1981	Russell	D8/330
D268,003	S	*	2/1983	Ohno	D8/302
D276,306	S	*	11/1984	Turner	D8/330
4,624,490	A		11/1986	Miller		
D295,254	S	*	4/1988	Matsuo	D8/330
D297,806	S		9/1988	Mohn		
4,796,931	A		1/1989	Heid		
4,961,330	A		10/1990	Evans		

D318,410	S		7/1991	Mohn		
5,042,851	A		8/1991	Hunt		
D331,182	S	*	11/1992	Hsien	D8/302
5,412,961	A	*	5/1995	Cain	E05B 63/0065 292/92
5,590,917	A	*	1/1997	Brooks	E05B 15/004 292/21
D416,779	S	*	11/1999	Trumpinski	D8/330

(Continued)

OTHER PUBLICATIONS

Sargent Classroom Security Exit Device with Lock/Unlock Indicator, youtube.com, <https://www.youtube.com/watch?v=gCxMnz2noNU> (Year: 2014).*

(Continued)

Primary Examiner — Steven J Czyz
(74) *Attorney, Agent, or Firm* — Wolf, Greenfield & Sacks, P.C.

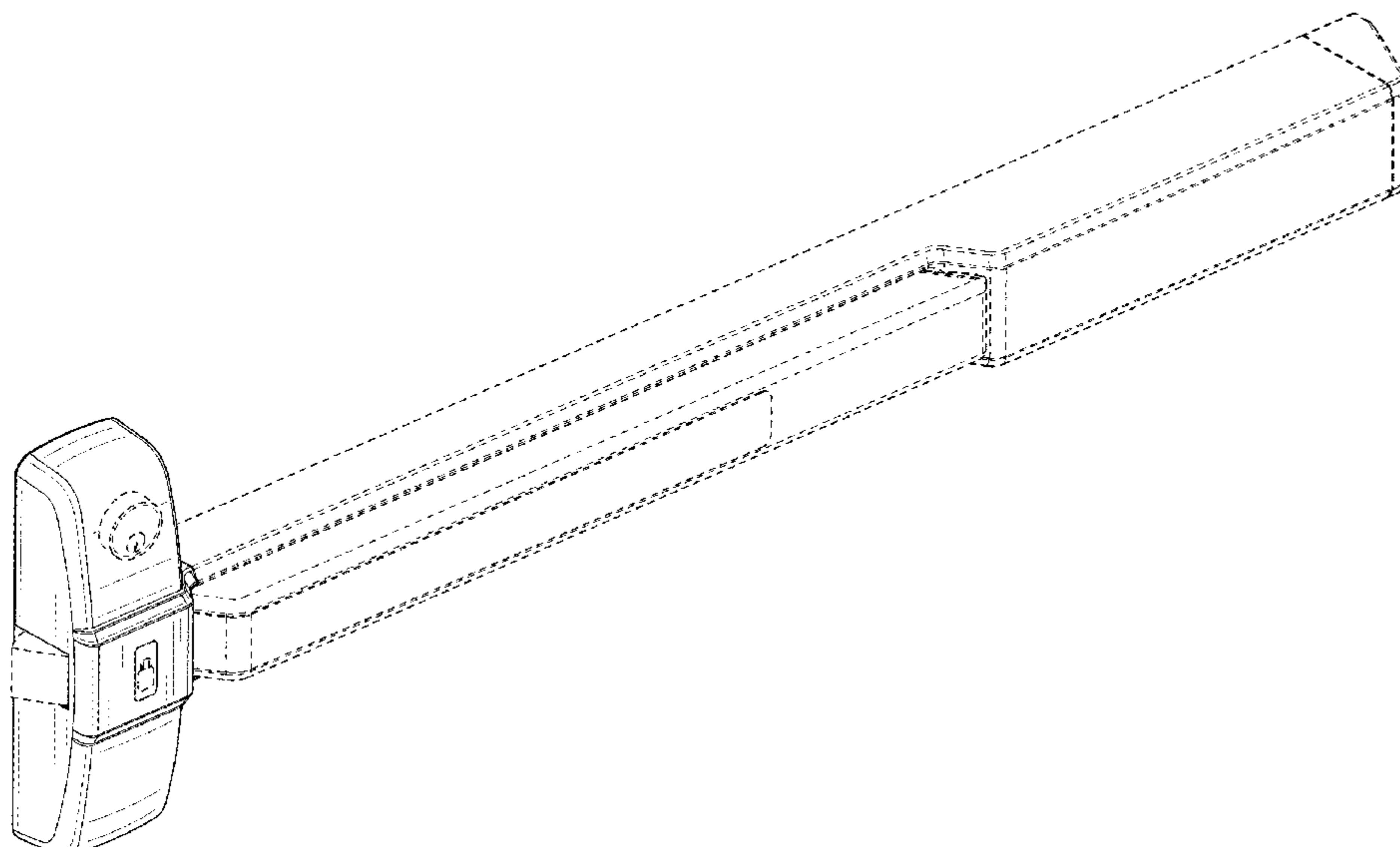
(57) **CLAIM**

The ornamental design for an exit device with status indicator, as shown and described.

DESCRIPTION

FIG. 1 is a top, front, left side perspective view of an exit device with status indicator;
FIG. 2 is a top, front, right side perspective view of FIG. 1;
FIG. 3 is a front elevation view of FIG. 1;
FIG. 4 is a rear elevation view of FIG. 1;
FIG. 5 is a left side elevation view of FIG. 1;
FIG. 6 is a right side elevation view of FIG. 1;
FIG. 7 is a top plan view of FIG. 1; and,
FIG. 8 is a bottom plan view of FIG. 1.
The evenly spaced broken lines depict portions of the article that form no part of the claimed design; the dash-dot-dash lines represent the boundary of the claimed design and forms no part thereof.

1 Claim, 8 Drawing Sheets



(56)

References Cited

U.S. PATENT DOCUMENTS

6,009,732 A * 1/2000 Haeck E05B 65/1053
70/92
D421,561 S * 3/2000 Fenwick D8/330
6,032,985 A * 3/2000 Cutter E05B 63/202
292/92
D422,195 S * 4/2000 Tonozzi D8/330
D424,404 S * 5/2000 Jensen D8/330
D428,793 S * 8/2000 Bruno D8/330
D438,088 S * 2/2001 Tomlinson D8/330
D439,131 S * 3/2001 Bruno D8/330
6,205,825 B1 3/2001 Haeck et al.
6,532,777 B2 3/2003 Haeck et al.
D484,389 S * 12/2003 Evans D8/331
6,779,819 B2 8/2004 Surko, Jr.
6,820,905 B1 * 11/2004 Haeck E05B 65/1013
292/223
D507,472 S * 7/2005 Arnold D8/331
D526,557 S * 8/2006 Falconer D8/346
7,204,050 B2 * 4/2007 Molokotos G09F 13/04
292/93
D541,633 S * 5/2007 Austin D8/346
D542,626 S * 5/2007 Toloday D8/346
D578,860 S * 10/2008 James D8/302
7,469,942 B2 * 12/2008 Whitaker E05B 65/108
292/92
7,484,777 B2 * 2/2009 Condo E05B 65/1053
292/92
7,528,700 B2 * 5/2009 Picard G08B 7/062
340/286.05
7,536,885 B1 * 5/2009 Ross E05B 65/1073
292/251.5
D604,585 S * 11/2009 Veltz D8/302
D623,499 S * 9/2010 Tien D8/346
7,832,777 B2 * 11/2010 Banks E05B 57/00
292/92
7,832,778 B2 11/2010 Whitaker et al.
7,905,522 B1 * 3/2011 Picard E05B 51/023
292/92
D647,781 S * 11/2011 Tejszerski D8/330
8,070,192 B2 * 12/2011 Tien E05B 65/1053
292/92
D656,386 S * 3/2012 Shen D8/346
8,146,961 B2 * 4/2012 Schacht E05B 65/1053
292/92
8,156,671 B2 * 4/2012 Presley G09F 13/20
40/542

8,201,857 B2 * 6/2012 Tien E05B 63/0056
292/92
8,267,441 B2 * 9/2012 Lin E05B 53/00
292/92
D669,333 S * 10/2012 Tien D8/330
D669,334 S * 10/2012 Tien D8/330
D669,335 S * 10/2012 Tien D8/330
D669,336 S * 10/2012 Tien D8/330
D669,337 S * 10/2012 Tien D8/330
D669,338 S * 10/2012 Tien D8/330
8,495,836 B2 * 7/2013 Lowder E05B 65/108
49/394
8,978,305 B2 * 3/2015 Morstatt E05B 47/026
49/394
D739,707 S * 9/2015 Noel D8/346
D760,059 S * 6/2016 Nishida Watson D8/330
9,376,835 B2 6/2016 Schildwachter et al.
9,428,924 B2 8/2016 Harris et al.
D772,051 S * 11/2016 Martin D8/400
D790,950 S * 7/2017 Kraus D8/331
D803,027 S * 11/2017 Huang D8/331
9,816,291 B2 * 11/2017 Wong E05B 65/1053
9,878,305 B2 1/2018 Hossain et al.
9,945,158 B2 * 4/2018 Lehner, Jr. E05B 41/00
D867,103 S * 11/2019 Griswold D8/315
D867,851 S * 11/2019 Griswold D8/315
10,597,910 B2 * 3/2020 Chen E05B 85/02
D891,220 S * 7/2020 Griswold D8/315
10,745,942 B2 * 8/2020 Lehner, Jr. E05B 65/1046

OTHER PUBLICATIONS

[No Author Listed] Classroom Security Systems. Sargent Assa Abloy. <https://content.assaabloyusa.com/doc/AADSS1065368>. Publicly available at least as early as Jan. 2019; last accessed Jul. 19, 2019, 6 pages.
[No Author Listed] Exit Device—Sargent Assa Abloy DSS—Facility Management Product Release. FacilitiesNet. <https://www.facilitiesnet.com/buildingproducts/details/Exit-Device-Sargent-Assa-Abloy-Dss-Sargent-Assa-Abloy-Dss--8148>. Posted Aug. 3, 2015, 2 pages.
U.S. Appl. No. 29/713,030, filed Nov. 13, 2019, Griswold et al.
U.S. Appl. No. 29/713,034, filed Nov. 13, 201, Griswold et al.
U.S. Appl. No. 29/643,446, filed Apr. 9, 2018, Griswold et al.
U.S. Appl. No. 29/643,448, filed Apr. 9, 2018, Griswold et al.
U.S. Appl. No. 29/678,302, filed Jan. 28, 2019, Griswold.

* cited by examiner

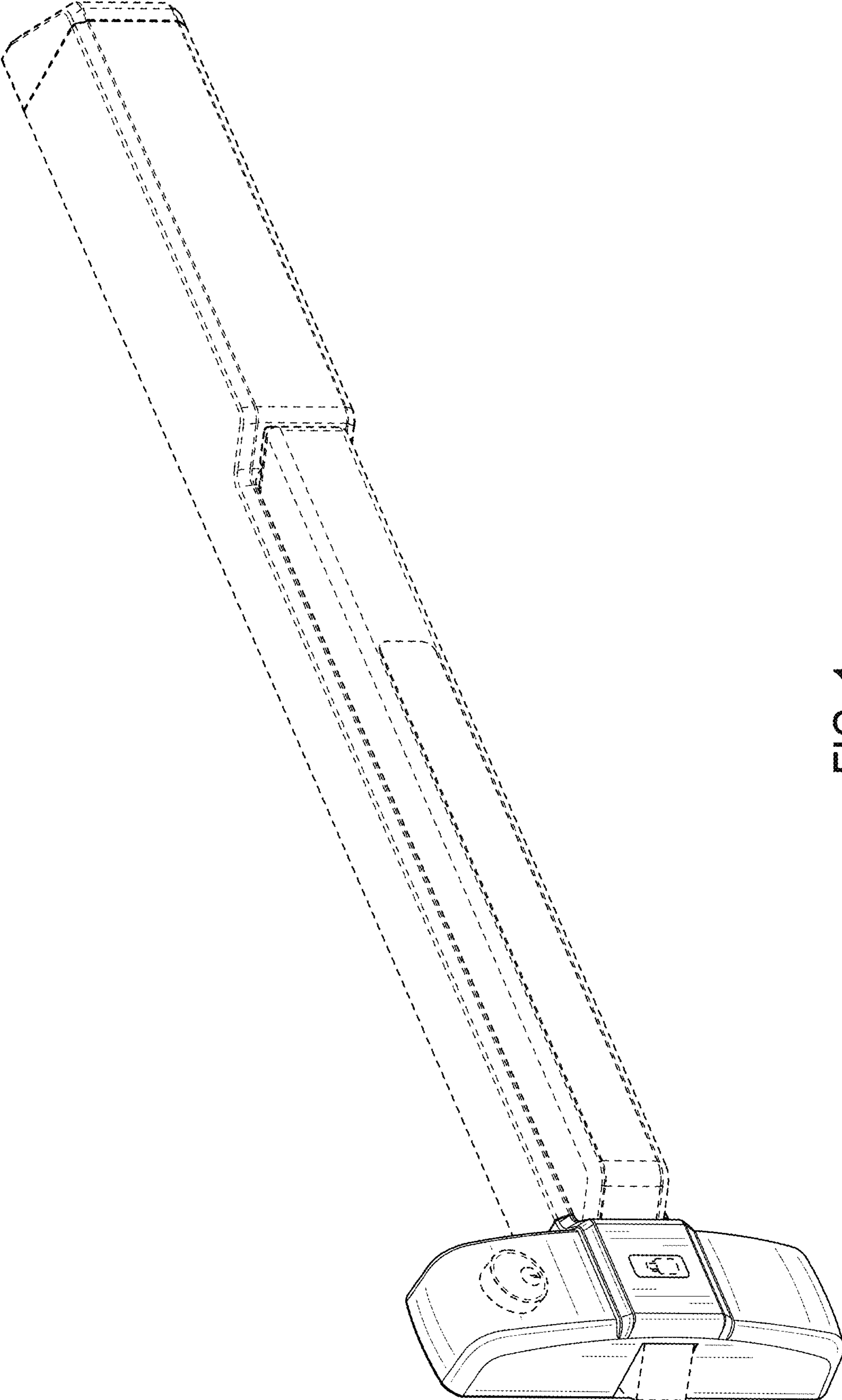


FIG. 1

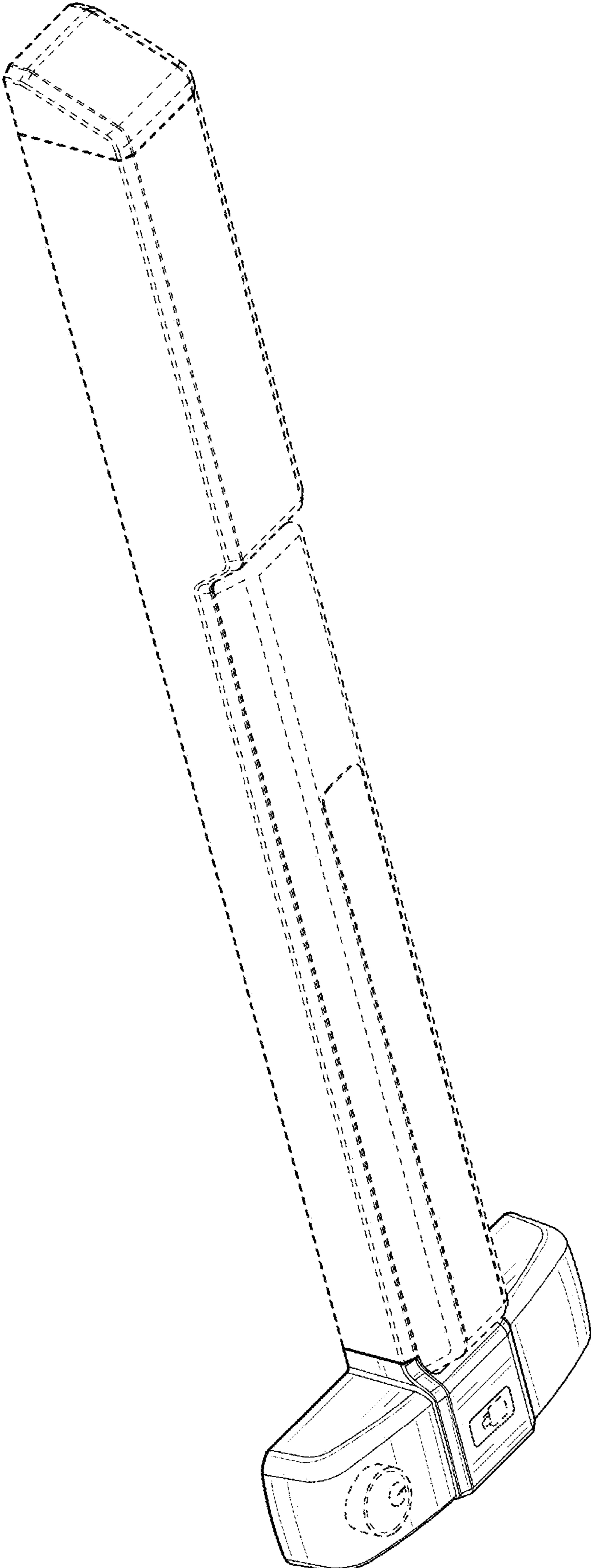


FIG. 2

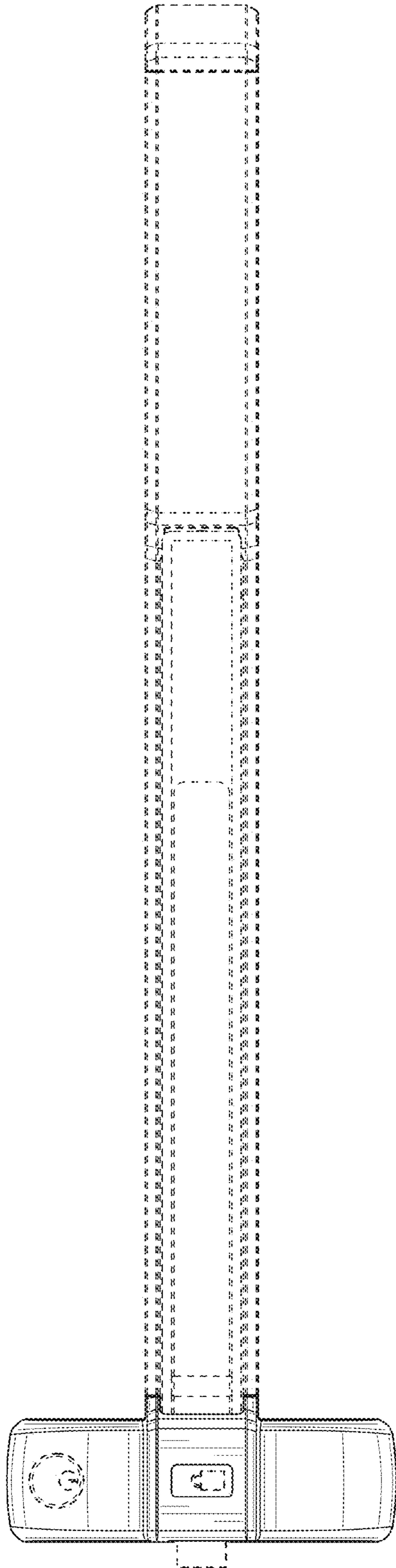


FIG. 3

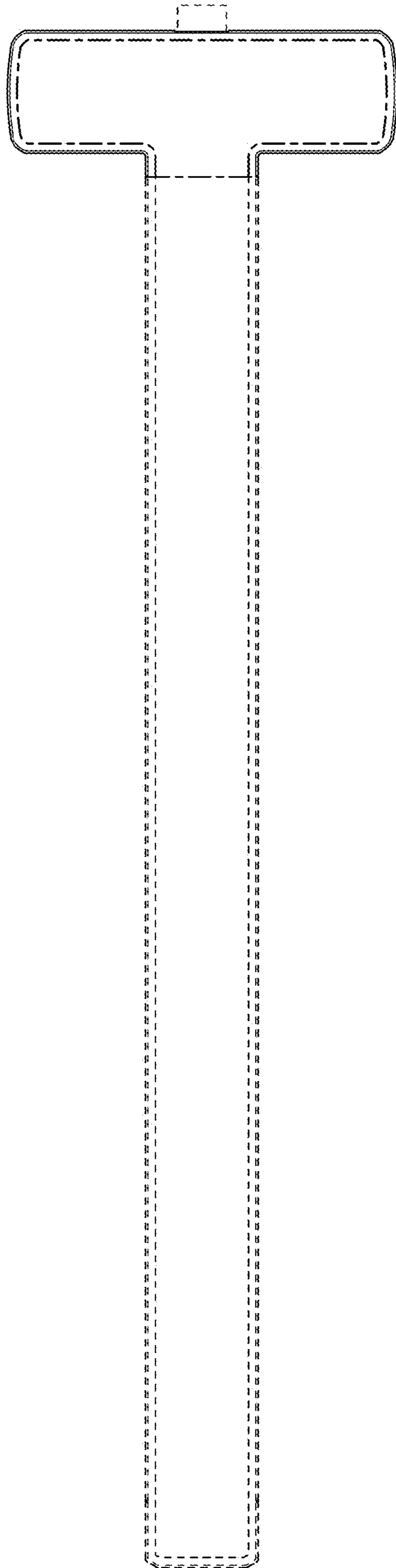


FIG. 4

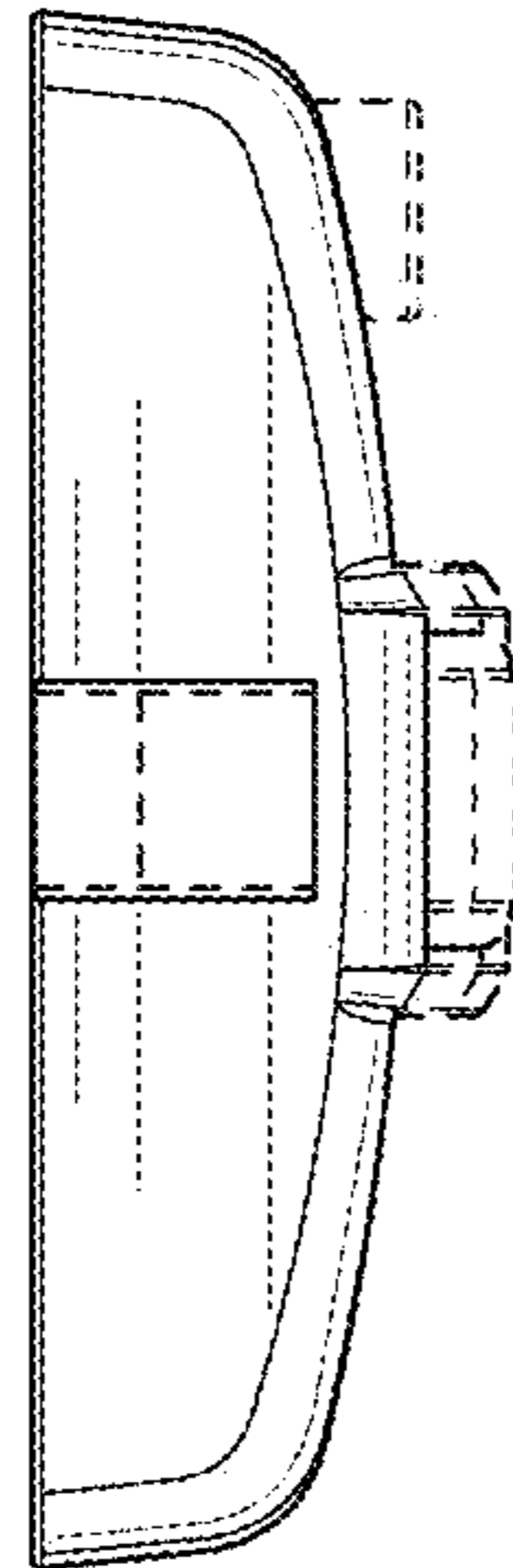


FIG. 5

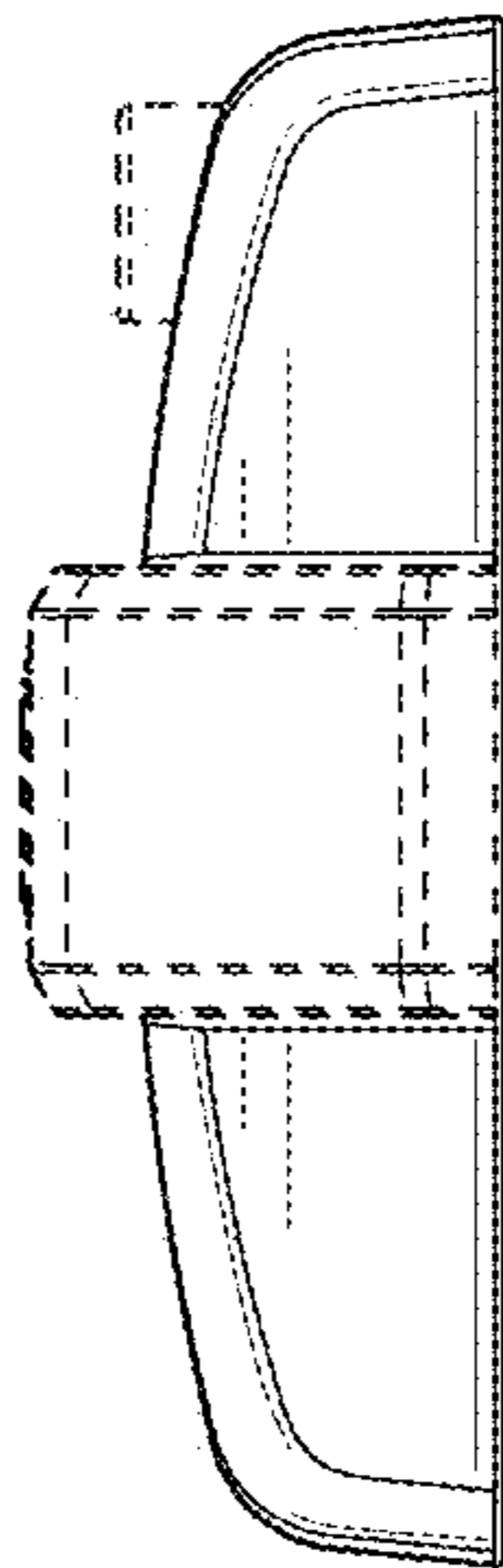


FIG. 6

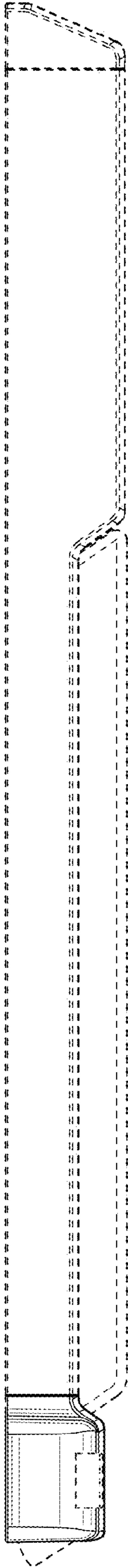


FIG. 7

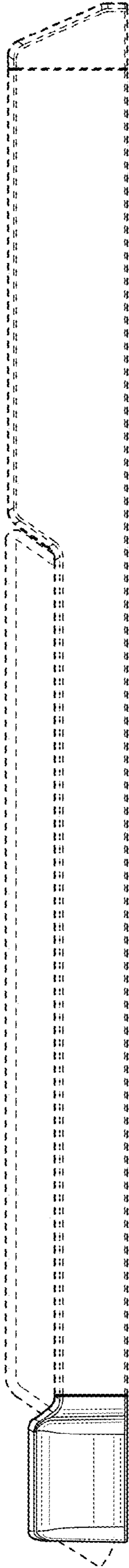


FIG. 8