



US00D906075S

(12) **United States Design Patent** (10) **Patent No.:** **US D906,075 S**
Liao (45) **Date of Patent:** **** *Dec. 29, 2020**

- (54) **CRIMPING TOOL**
- (71) Applicant: **Shenzhenshi Qinbaokeji**
Youxiangongsi, Guangdong (CN)
- (72) Inventor: **Qingui Liao, Guangdong (CN)**
- (*) Notice: This patent is subject to a terminal disclaimer.
- (**) Term: **15 Years**
- (21) Appl. No.: **29/743,287**
- (22) Filed: **Jul. 21, 2020**
- (51) **LOC (12) Cl.** **08-05**
- (52) **U.S. Cl.**
USPC **D8/52**
- (58) **Field of Classification Search**
USPC D8/52, 54, 55, 56, 58
CPC H01R 43/042; H01R 43/0421
See application file for complete search history.

(56) **References Cited**

U.S. PATENT DOCUMENTS

D245,751 S *	9/1977	Wiener	D8/52
D245,752 S *	9/1977	Wiener	D8/52
4,057,993 A *	11/1977	Undin	B25H 1/005 72/409.12
4,630,462 A *	12/1986	Wiener	H01R 43/042 29/751
D461,108 S *	8/2002	Herzog	D8/52
D544,323 S	6/2007	Hutchfield		

7,350,393 B2 *	4/2008	Li	B25B 7/04 72/409.16
8,516,872 B2 *	8/2013	Battenfeld	H01R 43/0421 72/409.16
9,403,264 B2 *	8/2016	Hofmann	B25B 7/02
D768,451 S *	10/2016	Persson	D8/52
9,660,407 B2 *	5/2017	Chou	B25B 27/146
10,205,294 B2 *	2/2019	Broker	H01R 43/0421
10,326,248 B2 *	6/2019	Li	B25B 27/146
2009/0308132 A1 *	12/2009	Lai	B25B 27/146 72/409.16
2019/0319417 A1 *	10/2019	Glockseisen	B25B 27/146

* cited by examiner

Primary Examiner — Deanna L Pratt
(74) *Attorney, Agent, or Firm* — ZANIP

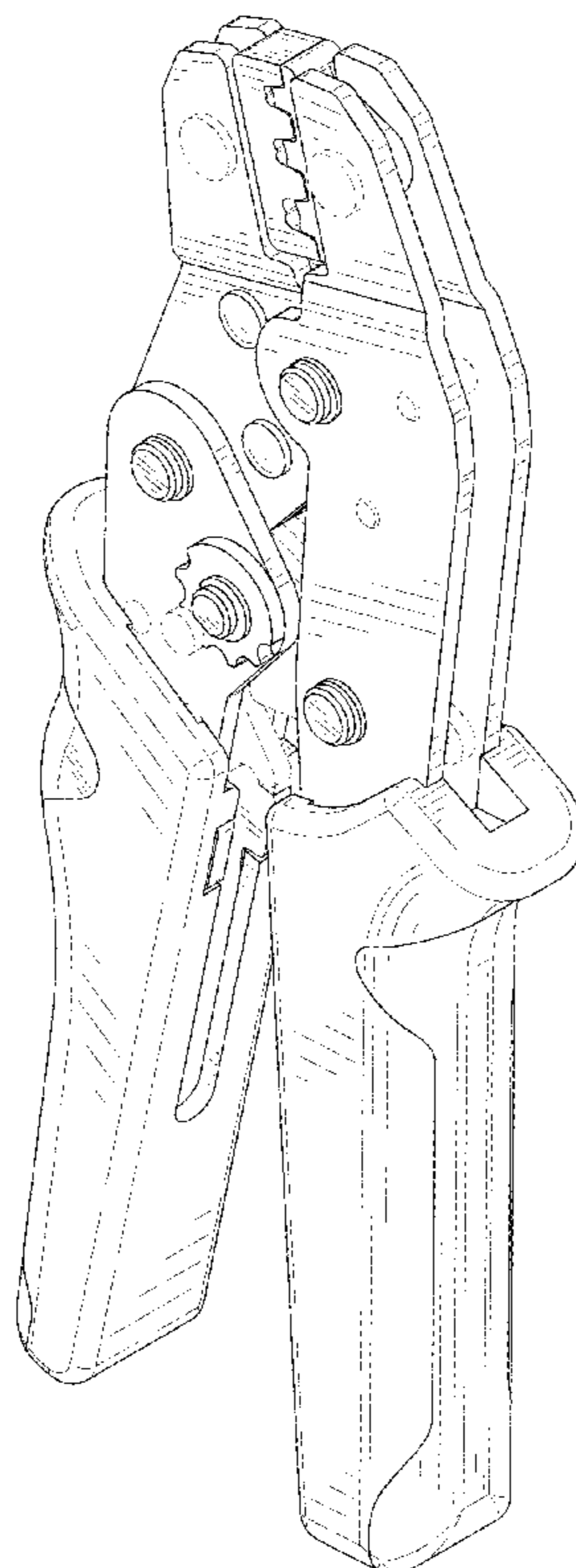
(57) **CLAIM**

The ornamental design for a crimping tool, as shown and described.

DESCRIPTION

FIG. 1 is a front and top perspective view of a crimping tool, showing my new design;
 FIG. 2 is a rear and bottom perspective view thereof;
 FIG. 3 is a front elevational view thereof;
 FIG. 4 is a rear elevational view thereof;
 FIG. 5 is a left side elevational view thereof;
 FIG. 6 is a right side elevational view thereof;
 FIG. 7 is a top plan view thereof; and,
 FIG. 8 is a bottom plan view thereof.
 The broken lines in the figures illustrate portions of the crimping tool that form no part of the claimed design.

1 Claim, 8 Drawing Sheets



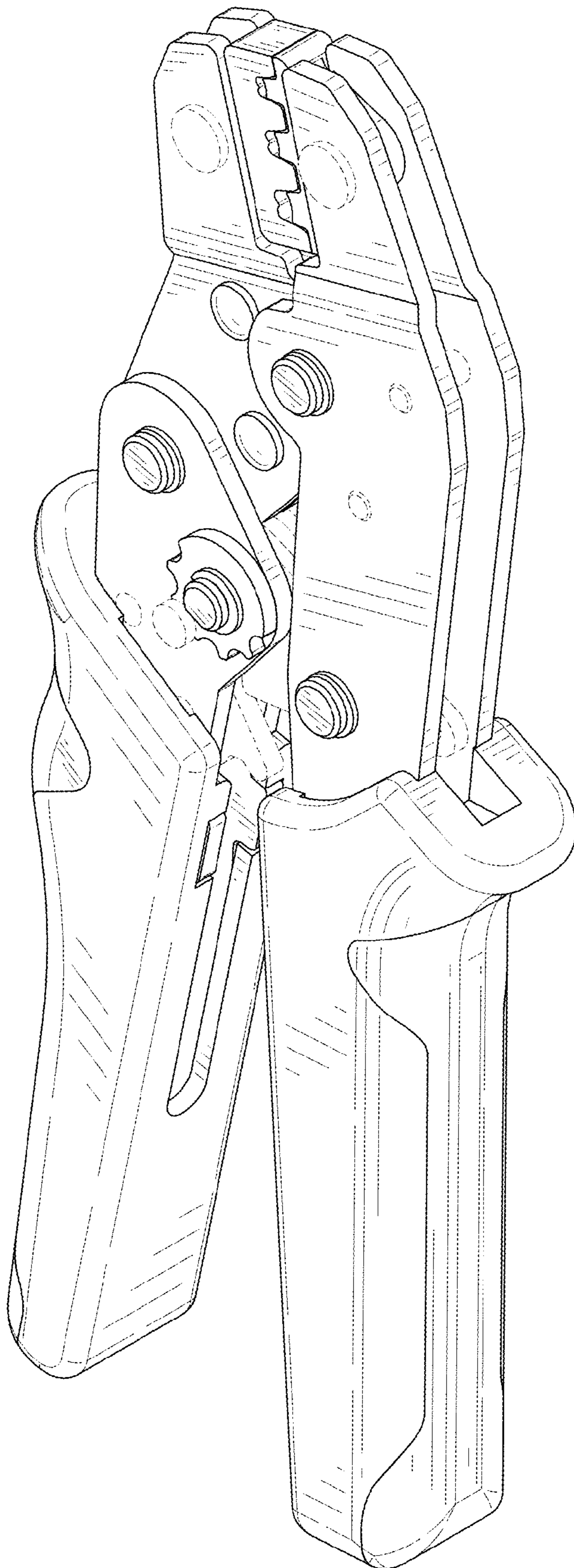


FIG. 1

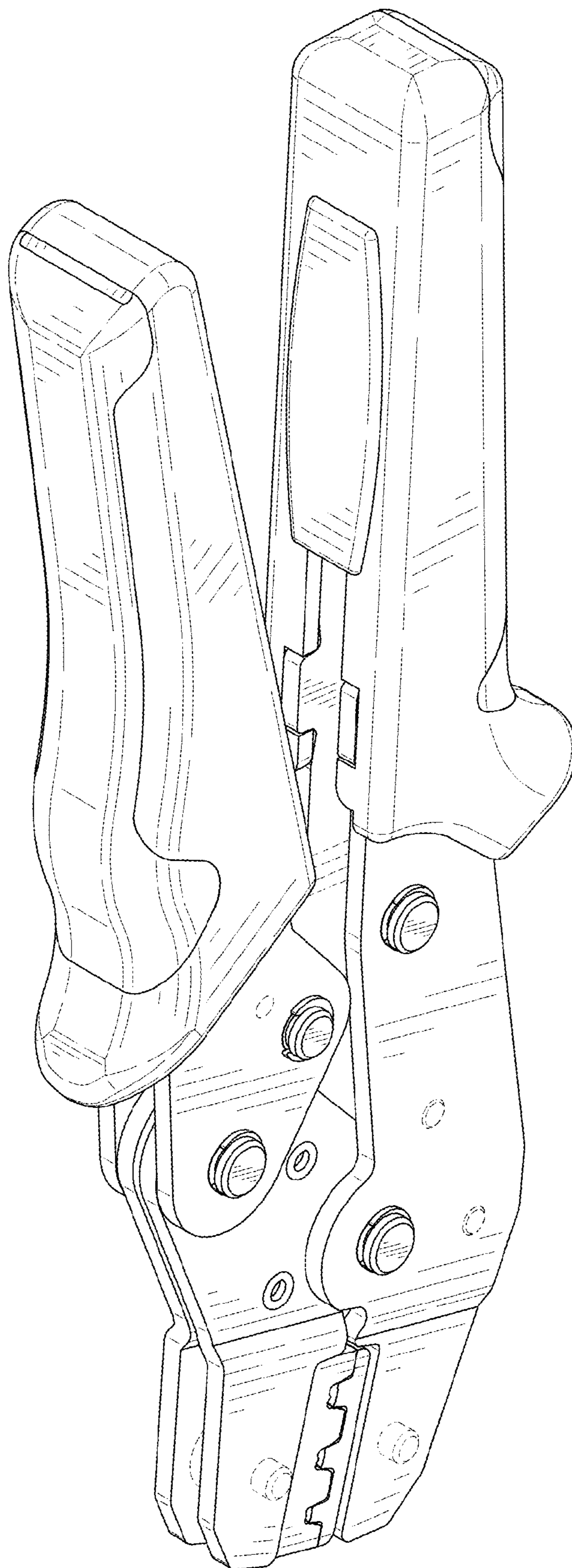


FIG. 2

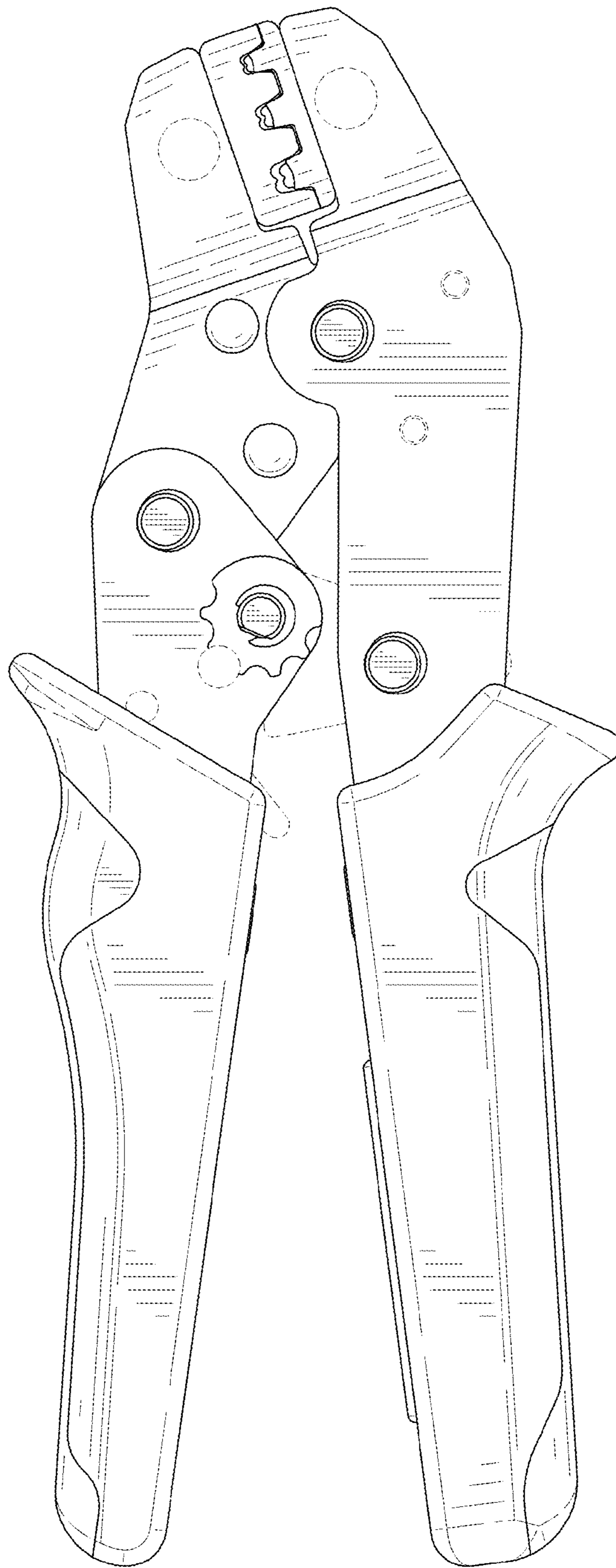


FIG. 3

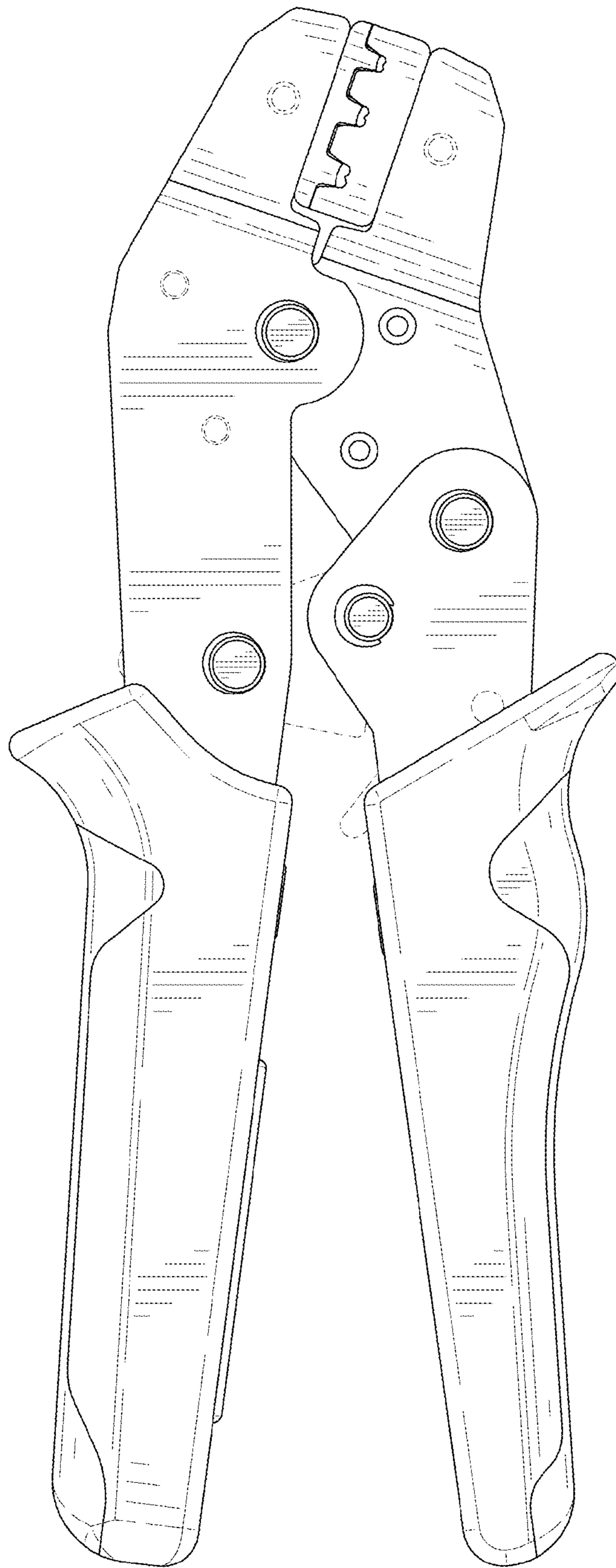


FIG. 4

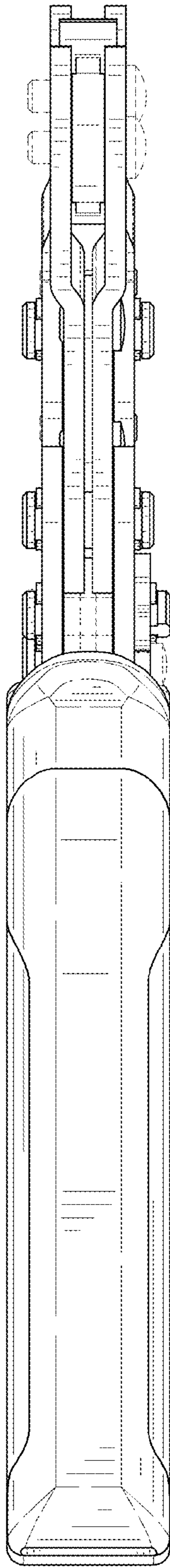


FIG. 5

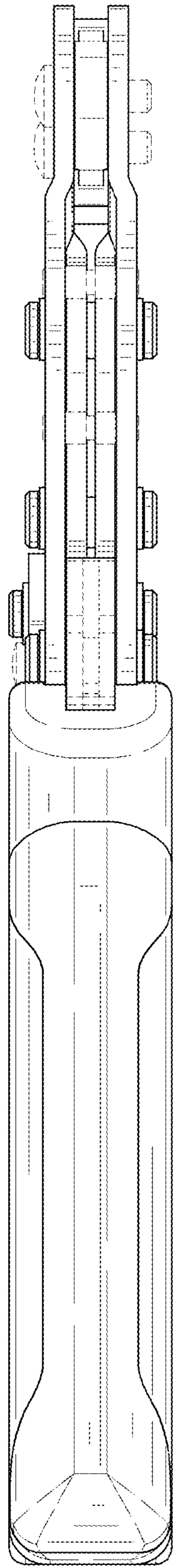


FIG. 6

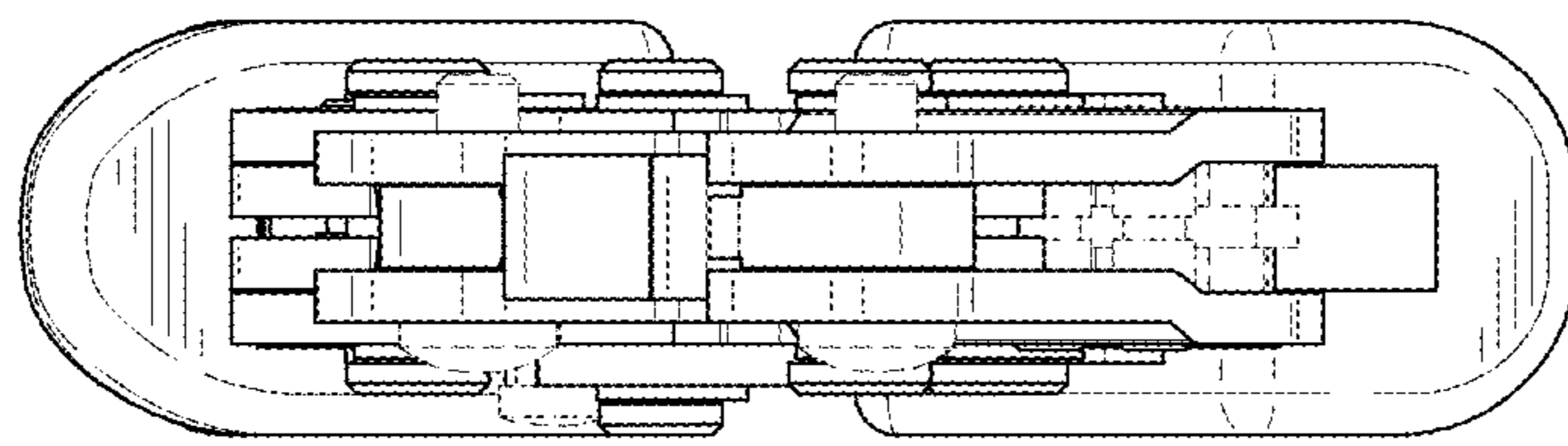


FIG. 7

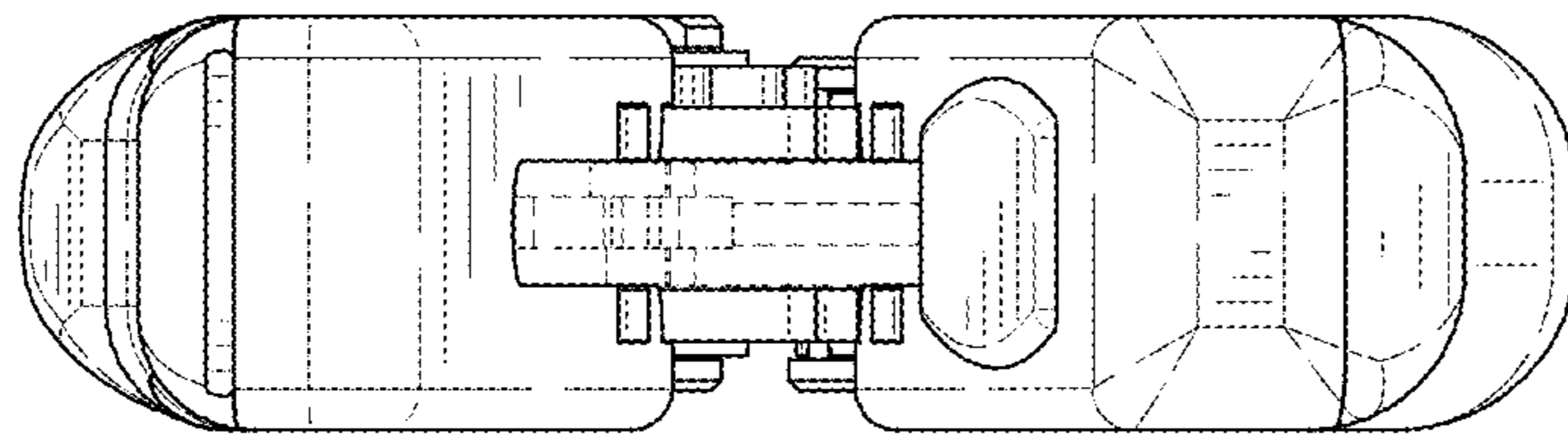


FIG. 8