



US00D906074S

(12) **United States Design Patent** (10) **Patent No.:** **US D906,074 S**
Glockseisen et al. (45) **Date of Patent:** **** Dec. 29, 2020**

(54) **CRIMPING PLIERS**

(71) Applicant: **WEZAG GmbH Werkzeugfabrik**,
Stadtallendorf (DE)

(72) Inventors: **Thomas Glockseisen**, Duesseldorf
(DE); **Christoph Ptok**, Frankfurt am
Main (DE); **Martin Wenzlawiak**,
Frankfurt am Main (DE)

(73) Assignee: **WEZAG GMBH**
WERKZEUGFABRIK, Stadtallendorf
(DE)

(**) Term: **15 Years**

(21) Appl. No.: **29/671,009**

(22) Filed: **Nov. 21, 2018**

(51) **LOC (12) Cl.** **08-05**

(52) **U.S. Cl.**
USPC **D8/52**

(58) **Field of Classification Search**
USPC D8/4, 5, 14, 51, 52, 53, 54, 55, 56, 57,
D8/58, 59, 60, 105, 107

(Continued)

(56) **References Cited**

U.S. PATENT DOCUMENTS

2,382,292 A * 8/1945 Carlson H01R 43/042
72/404
3,084,575 A * 4/1963 Klein H01R 43/042
72/409.11

(Continued)

FOREIGN PATENT DOCUMENTS

CN 203 804 813 U 9/2014
EP 2 313 235 A1 12/2010

(Continued)

OTHER PUBLICATIONS

European Search Report in co-pending related EP Application No.
18173803.0, dated Nov. 21, 2018.

Primary Examiner — Cynthia R Underwood

(74) *Attorney, Agent, or Firm* — Thomas | Horstemeyer,
LLP

(57) **CLAIM**

The ornamental design for crimping pliers, as shown and
described.

DESCRIPTION

The patent or application file contains at least one drawing
executed in color. Copies of this patent or patent application
publication with color drawing(s) will be provided by the
Office upon request and payment of the necessary fee.

FIG. 1 is a perspective view of crimping pliers, showing our
new design, in which the colors black and blue are an
integral part of the claimed design;

FIG. 2 is a left side view of the crimping pliers of FIG. 1;

FIG. 3 is a right side view of the crimping pliers of FIG. 1;

FIG. 4 is a front view of the crimping pliers of FIG. 1;

FIG. 5 is a rear view of the crimping pliers of FIG. 1;

FIG. 6 is a top view of the crimping pliers of FIG. 1;

FIG. 7 is a bottom view of the crimping pliers of FIG. 1;

FIG. 8 is a perspective view of another embodiment of the
crimping pliers of FIG. 1, in which the colors black and gray
are an integral part of the claimed design;

FIG. 9 is a left side view of the crimping pliers of FIG. 8;

FIG. 10 is a right side view of the crimping pliers of FIG. 8;

FIG. 11 is a front view of the crimping pliers of FIG. 8;

FIG. 12 is a rear view of the crimping pliers of FIG. 8;

FIG. 13 is a top view of the crimping pliers of FIG. 8;

FIG. 14 is a bottom view of the crimping pliers of FIG. 8;

FIG. 15 is a perspective view of another embodiment of the
crimping pliers of FIG. 1;

FIG. 16 is a left side view of the crimping pliers of FIG. 15;

FIG. 17 is a right side view of the crimping pliers of FIG. 15;


FIG. 18 is a front view of the crimping pliers of FIG. 15;

FIG. 19 is a rear view of the crimping pliers of FIG. 15;

FIG. 20 is a top view of the crimping pliers of FIG. 15; and,

FIG. 21 is a bottom view of the crimping pliers of FIG. 15.

1 Claim, 12 Drawing Sheets
(4 of 12 Drawing Sheet(s) Filed in Color)



(58) **Field of Classification Search**
 CPC B25B 7/10
 See application file for complete search history.

(56) **References Cited**

U.S. PATENT DOCUMENTS

D484,771 S * 1/2004 Panosian D8/107
 D491,037 S * 6/2004 Chen D8/107
 D494,040 S * 8/2004 Phillips D8/107
 D494,439 S * 8/2004 Levine D8/107
 D503,081 S * 3/2005 Lucus D8/107
 D520,845 S * 5/2006 Wlaker D8/107
 D521,348 S * 5/2006 Walker D8/107
 D523,723 S * 6/2006 Walker D8/107
 D532,267 S * 11/2006 Chen D8/52
 D532,662 S * 11/2006 Chang D8/52
 D532,672 S * 11/2006 Steiner D8/107
 D567,623 S * 4/2008 Lehmann D8/107
 D572,995 S * 7/2008 Lai D8/107
 D623,920 S * 9/2010 Radle D8/107
 D639,627 S * 6/2011 Seeds D8/52
 D652,276 S * 1/2012 Good D8/52
 8,584,503 B1 * 11/2013 Steiner B21D 39/048
 29/237
 8,613,210 B2 12/2013 Wagner et al.
 D704,523 S * 5/2014 Sramek D8/52
 D725,454 S * 3/2015 Lin D8/107
 D730,707 S * 6/2015 Reedy D8/52
 D741,675 S * 10/2015 Gibson, Jr. D8/52
 D757,510 S * 5/2016 Caglar D8/21
 D759,452 S * 6/2016 Persson D8/52

D766,689 S * 9/2016 Ritter D8/52
 D768,450 S * 10/2016 Reedy D8/52
 D771,458 S * 11/2016 Yen D8/52
 D778,701 S * 2/2017 Gargano D8/52
 D783,377 S * 4/2017 Gargano D8/52
 9,701,004 B2 * 7/2017 Hardinge B25G 1/085
 D796,927 S * 9/2017 Konnecke D8/52
 9,937,605 B2 4/2018 Wang
 D827,403 S * 9/2018 Fritz D8/52
 D847,598 S * 5/2019 Malcolm D8/52
 D847,599 S * 5/2019 Chiang D8/52
 D864,686 S * 10/2019 Jonasson D8/52
 D876,192 S * 2/2020 Su D8/52
 D879,571 S * 3/2020 Thomas D8/52
 2002/0092336 A1 * 7/2002 Wagner B25B 7/126
 72/409.1
 2003/0066136 A1 * 4/2003 Lu H01R 43/042
 7/107
 2008/0078273 A1 * 4/2008 Steiner B25G 1/102
 81/350
 2012/0204413 A1 * 8/2012 Hedrick B25F 1/003
 29/566.4
 2013/0233043 A1 9/2013 Kelly
 2017/0165813 A1 6/2017 Wang
 2017/0373453 A1 * 12/2017 Liao B25B 27/14
 2019/0363502 A1 11/2019 Glockseisen

FOREIGN PATENT DOCUMENTS

EP 3 572 188 A1 5/2018
 WO 2010/136346 A1 12/2010

* cited by examiner




FIG. 1




FIG. 2




FIG. 3

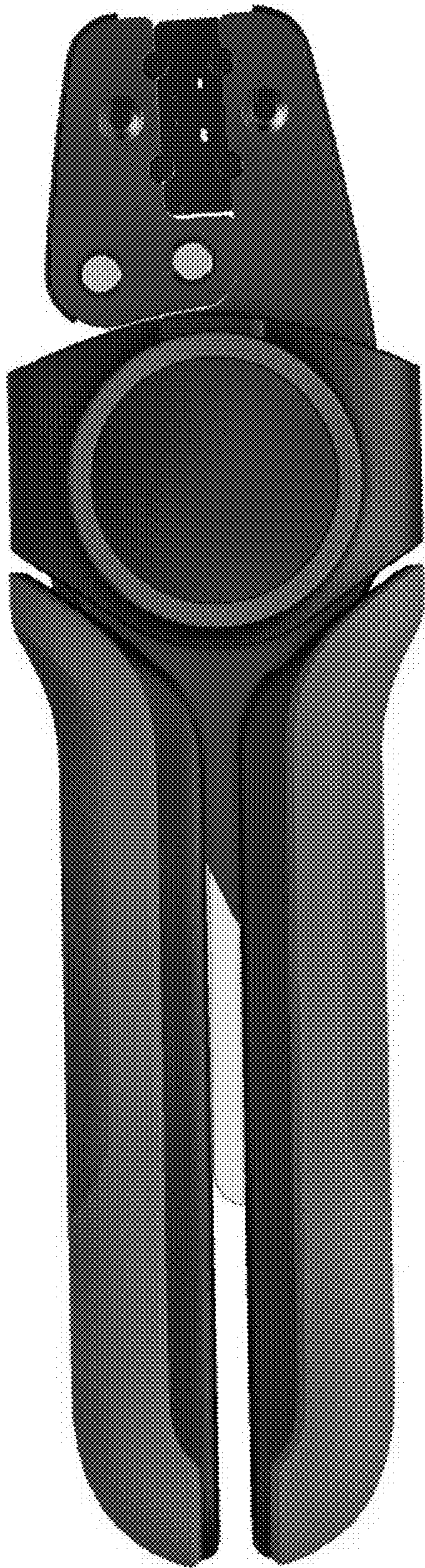


FIG. 4

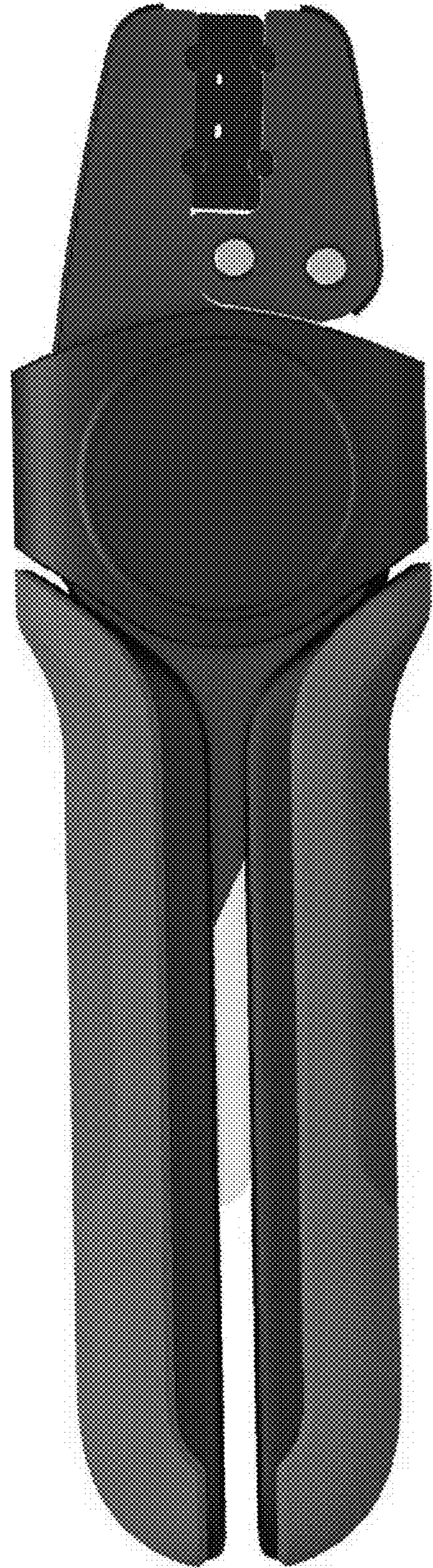


FIG. 5




FIG. 6




FIG. 7

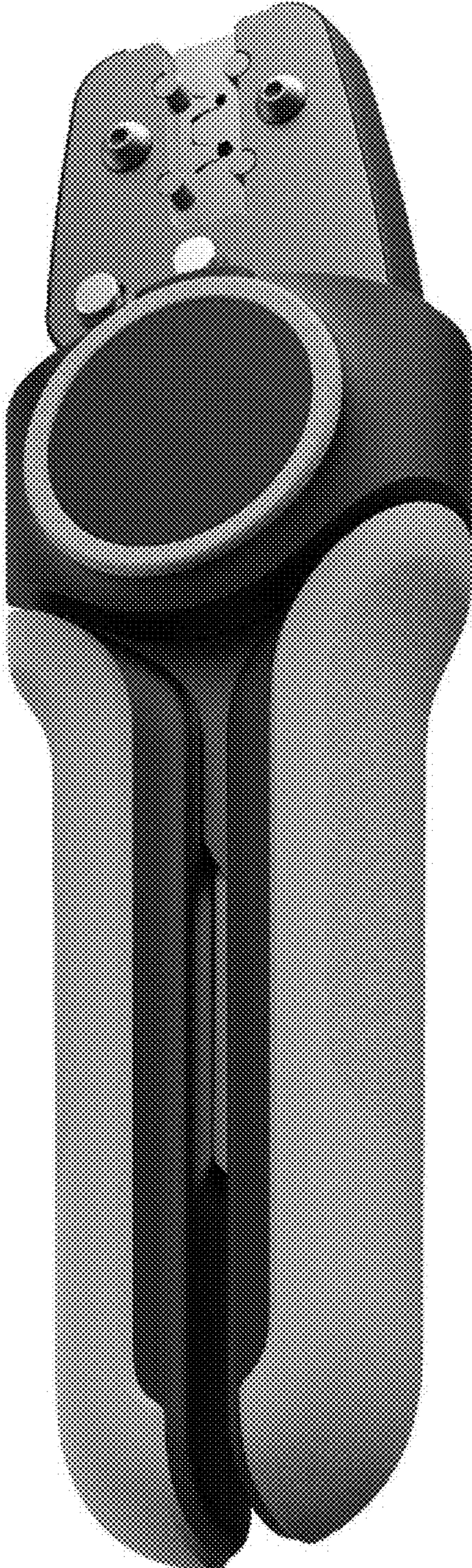


FIG. 8




FIG. 9




FIG. 10

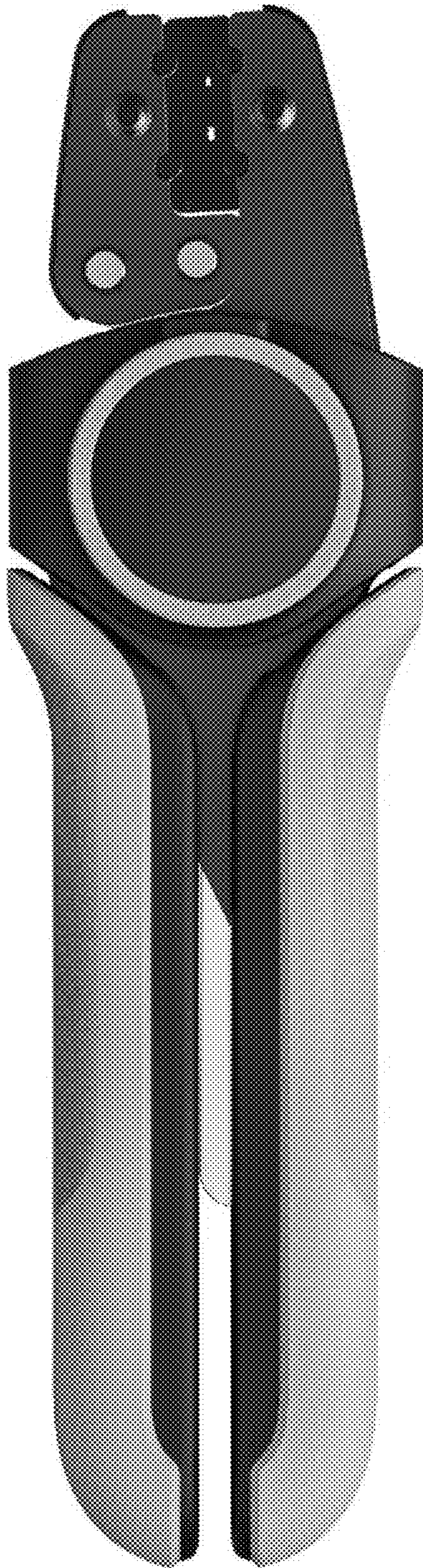


FIG. 11

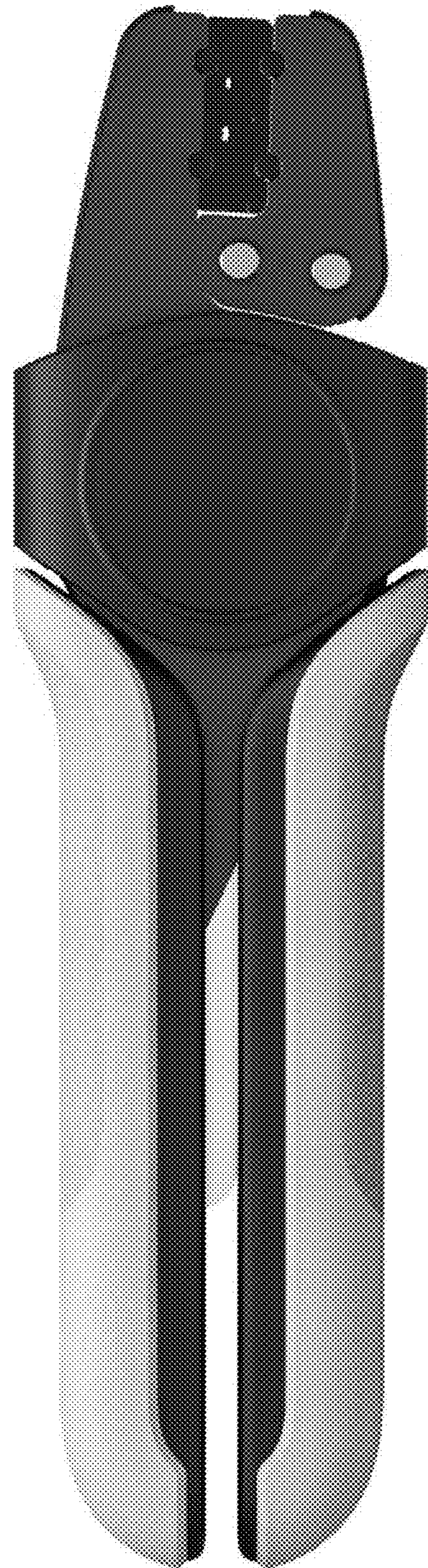


FIG. 12




FIG. 13




FIG. 14

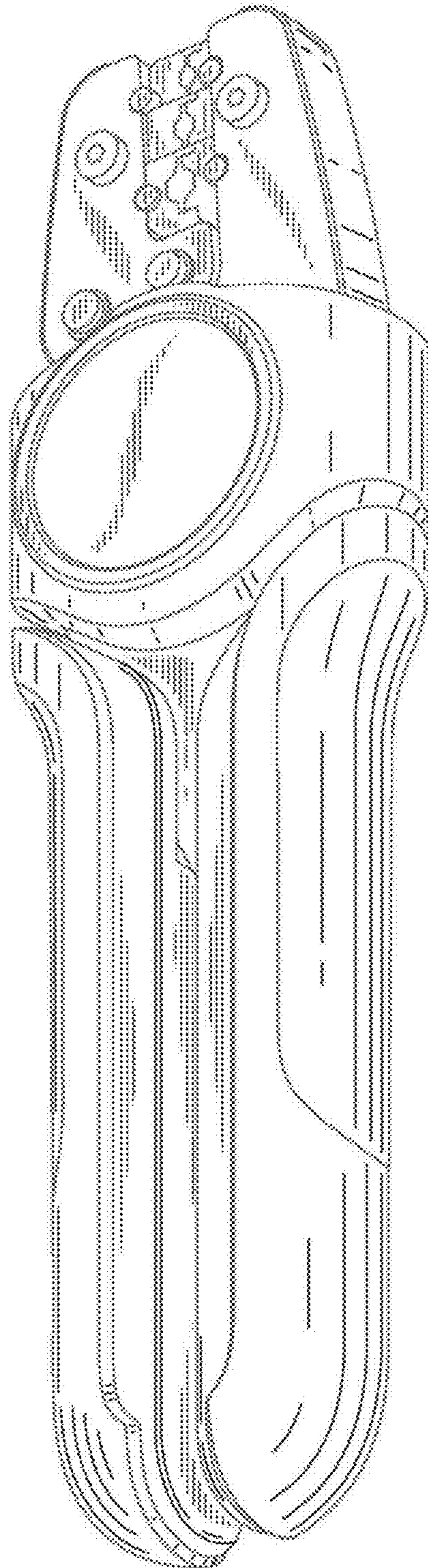


FIG. 15

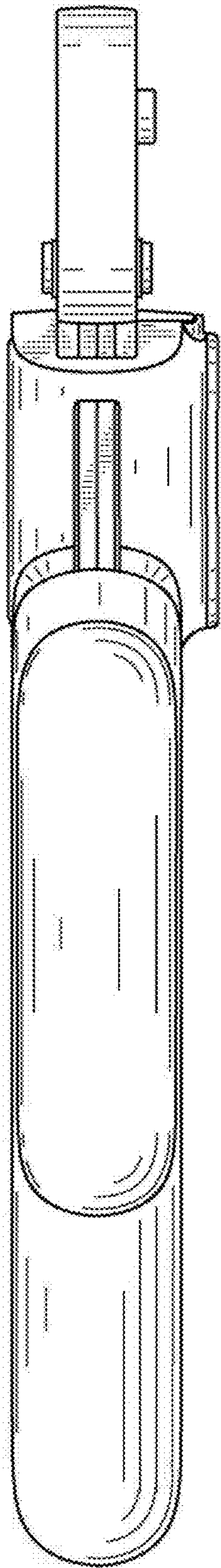


FIG. 16

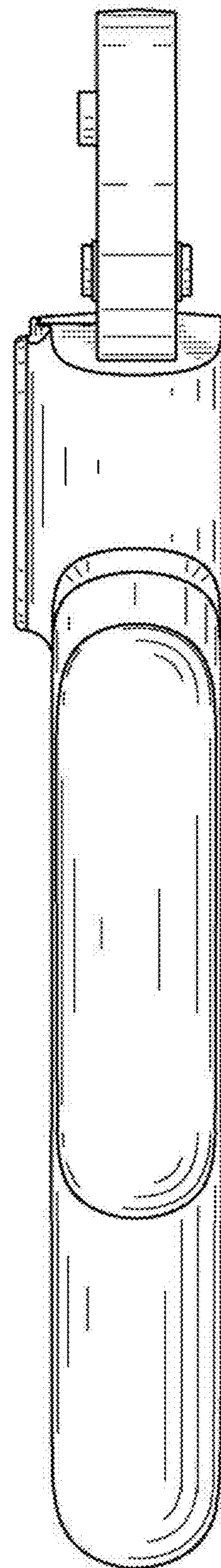


FIG. 17

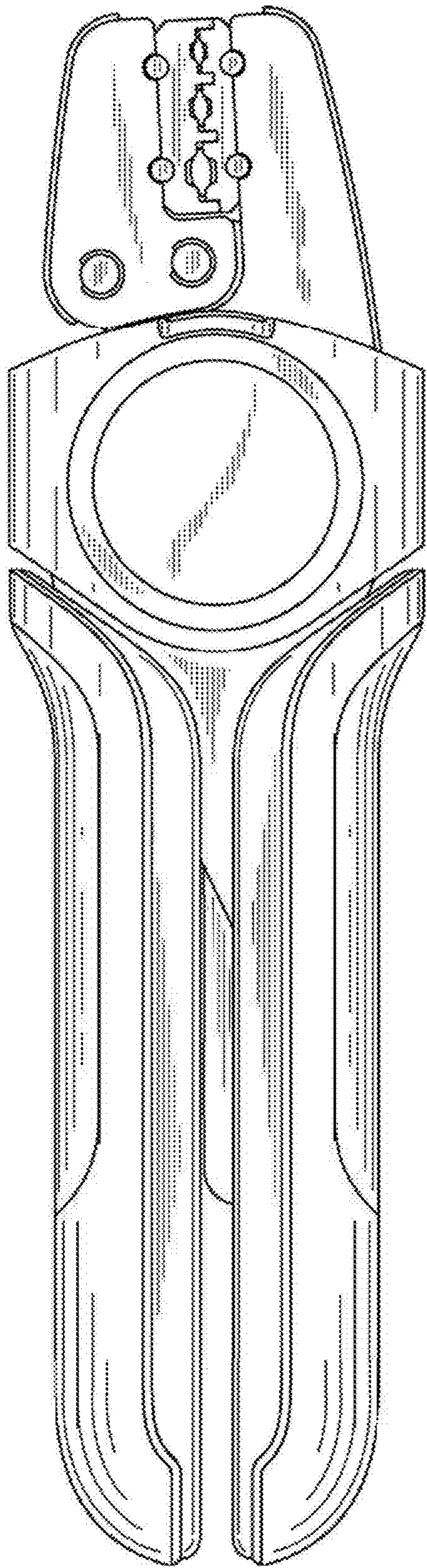


FIG. 18

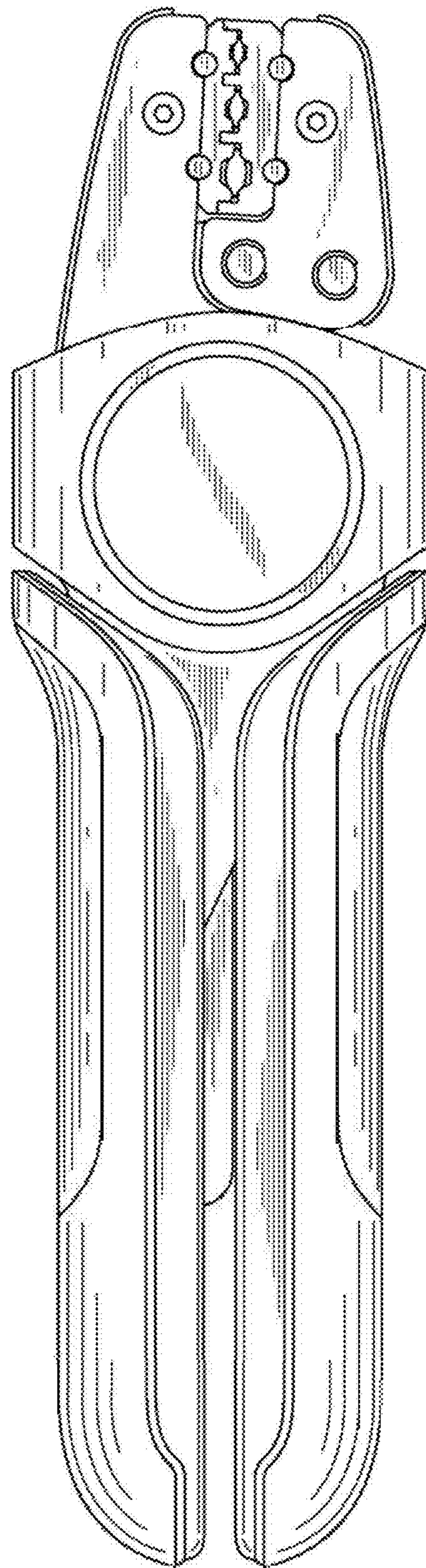


FIG. 19

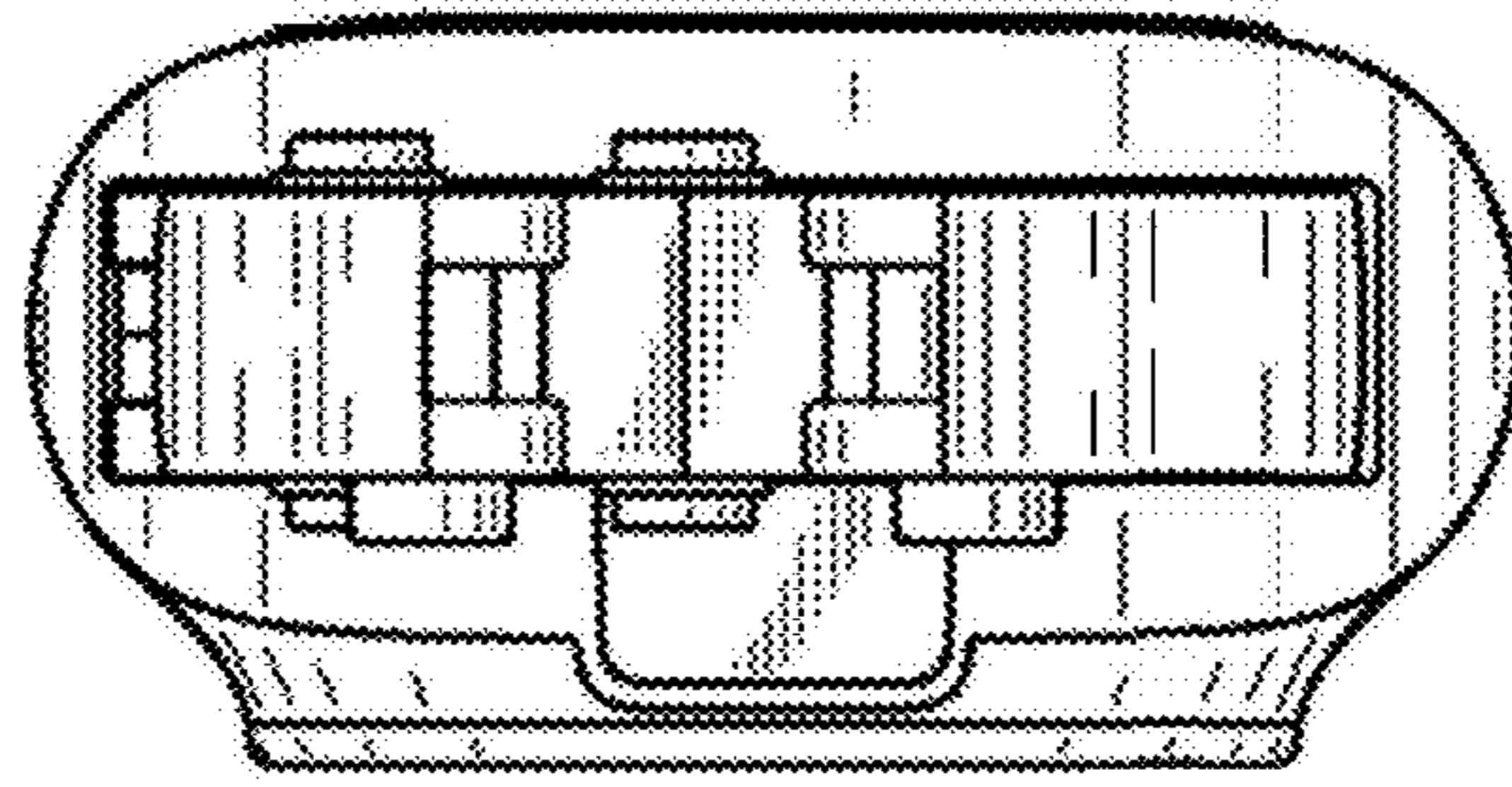


FIG. 20

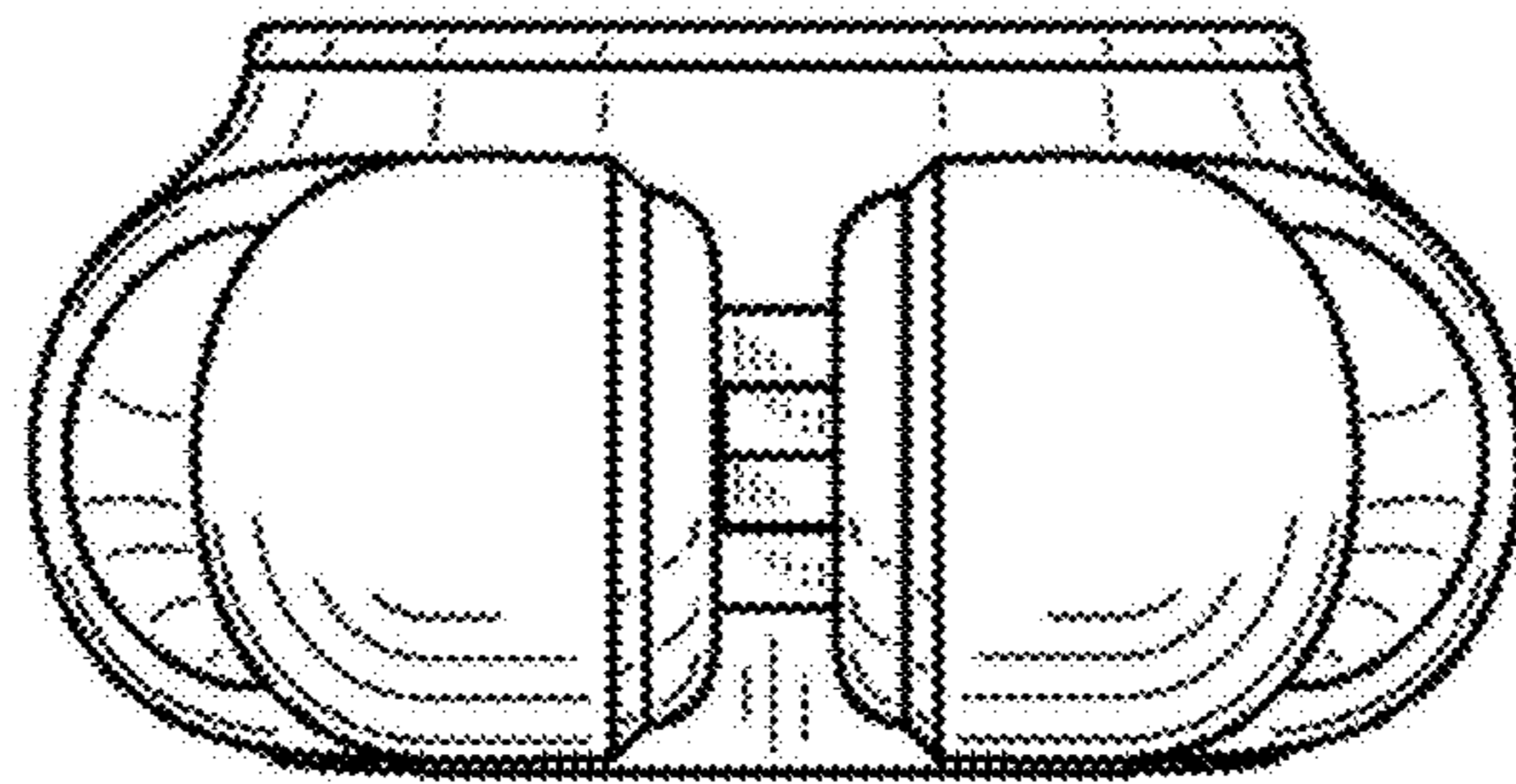


FIG. 21