



US00D906072S

(12) **United States Design Patent**
Fish et al.

(10) **Patent No.:** **US D906,072 S**

(45) **Date of Patent:** **** Dec. 29, 2020**

(54) **STAPLER**

(71) Applicant: **WORKLIFE BRANDS LLC**,
Framingham, MA (US)

(72) Inventors: **Robert Fish**, Worcester, MA (US);
Marc Senger, Weymouth, MA (US);
Michael McDuffee, Gloucester, MA
(US); **Ben Beck**, Boston, MA (US);
John Swain, St. Paul, MN (US); **Nicole
Nassif**, Mansfield, MA (US)

(73) Assignee: **WORKLIFE BRANDS LLC**,
Framingham, MA (US)

(**) Term: **15 Years**

(21) Appl. No.: **29/706,005**

(22) Filed: **Sep. 17, 2019**

(51) **LOC (12) Cl.** **19-02**

(52) **U.S. Cl.**
USPC **D8/50**

(58) **Field of Classification Search**
USPC D8/48, 49, 50, 61, 68, 69, 70; D19/72,
D19/73, 65, 69; D21/532; D24/145;
7/158, 160; 227/4, 5, 6, 7, 8, 120, 127,
227/128, 131, 132, 134, 144, 156, 175.1;
606/139, 143, 153, 219
CPC B25C 5/06; B25C 5/11; B42B 2/04
See application file for complete search history.

(56) **References Cited**

U.S. PATENT DOCUMENTS

D304,903 S * 12/1989 Leszczak D8/50
D308,930 S * 7/1990 Leszczak D8/50
D320,539 S * 10/1991 Leff D8/50

D330,317 S * 10/1992 Jacober D8/50
D337,928 S * 8/1993 Huang D8/50
D354,209 S * 1/1995 Haluska D8/50
D466,774 S * 12/2002 Lee D8/50
D571,630 S * 6/2008 Smith D8/50
D572,101 S * 7/2008 Smith D8/50
D584,120 S * 1/2009 Smith D8/50
D706,599 S * 6/2014 Cunningham D8/50
D714,608 S * 10/2014 Bonacina D8/50
D731,274 S * 6/2015 Bonacina D8/50

OTHER PUBLICATIONS

U.S. Appl. No. 29/705,984, filed Sep. 17, 2019, Fish et al.
U.S. Appl. No. 29/706,007, filed Sep. 17, 2019, Fish et al.
U.S. Appl. No. 29/706,011, filed Sep. 17, 2019, Fish et al.

* cited by examiner

Primary Examiner — Austin Murphy
(74) *Attorney, Agent, or Firm* — Sheridan Ross P.C.

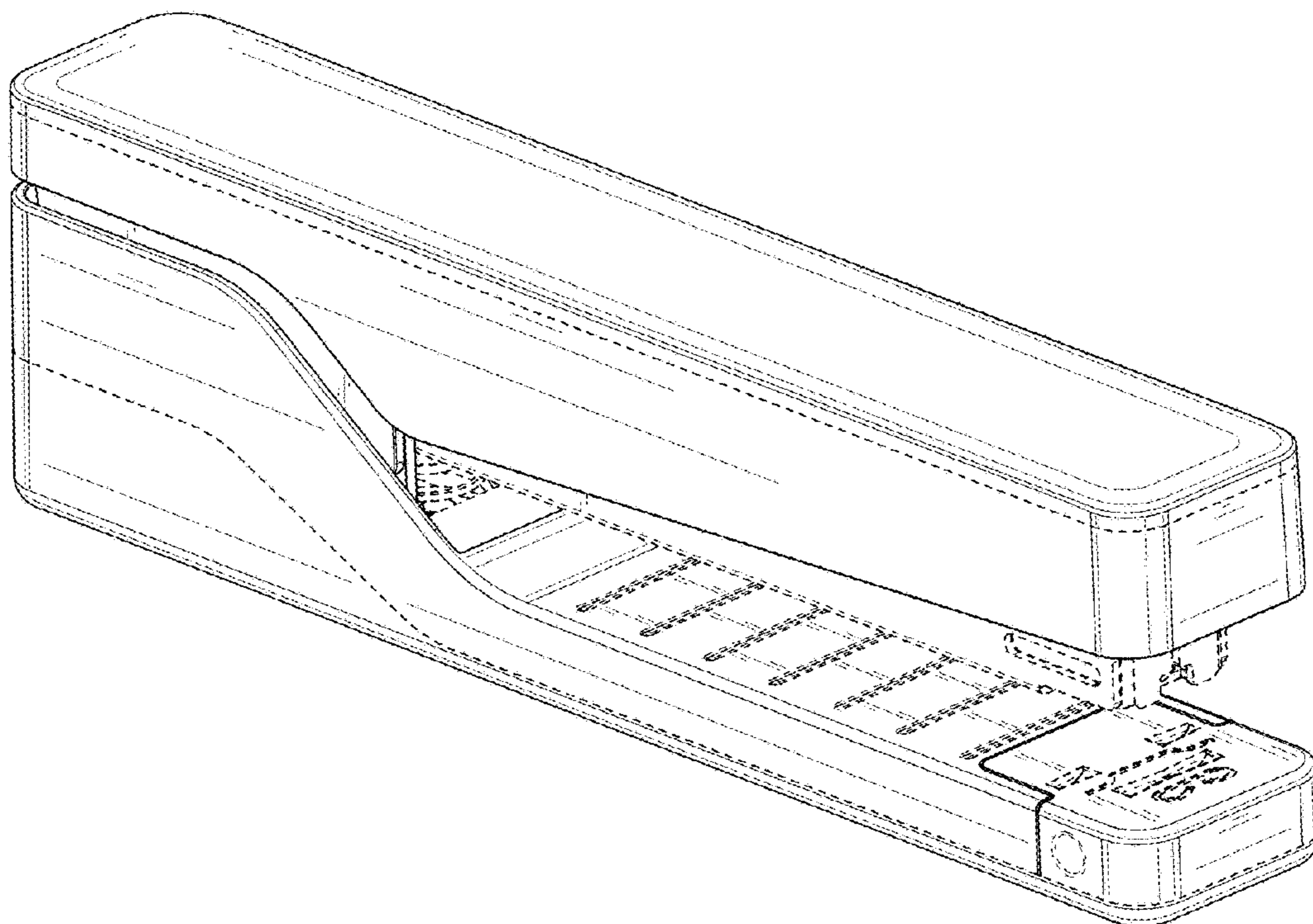
(57) **CLAIM**

The ornamental design for the stapler, as shown and described.

DESCRIPTION

FIG. 1 is a perspective view of a stapler;
FIG. 2 is a front elevation view thereof;
FIG. 3 is a rear elevation view thereof;
FIG. 4 is a left elevation view thereof
FIG. 5 is a right elevation view thereof
FIG. 6 is a top plan view thereof; and,
FIG. 7 is a bottom plan view thereof.
The broken lines in the drawings illustrate portions of the
stapler which form no part of the claimed design.

1 Claim, 6 Drawing Sheets



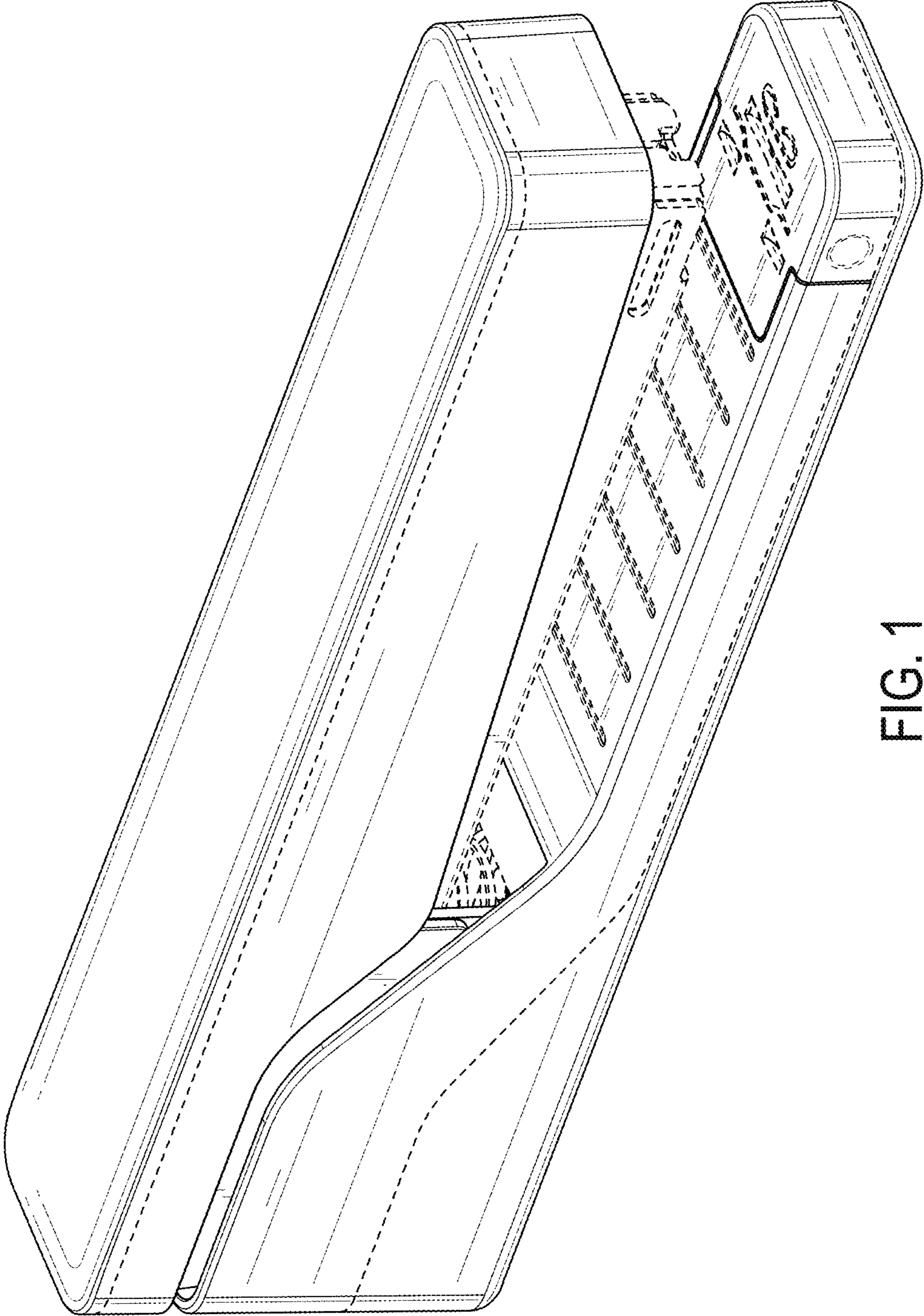


FIG. 1

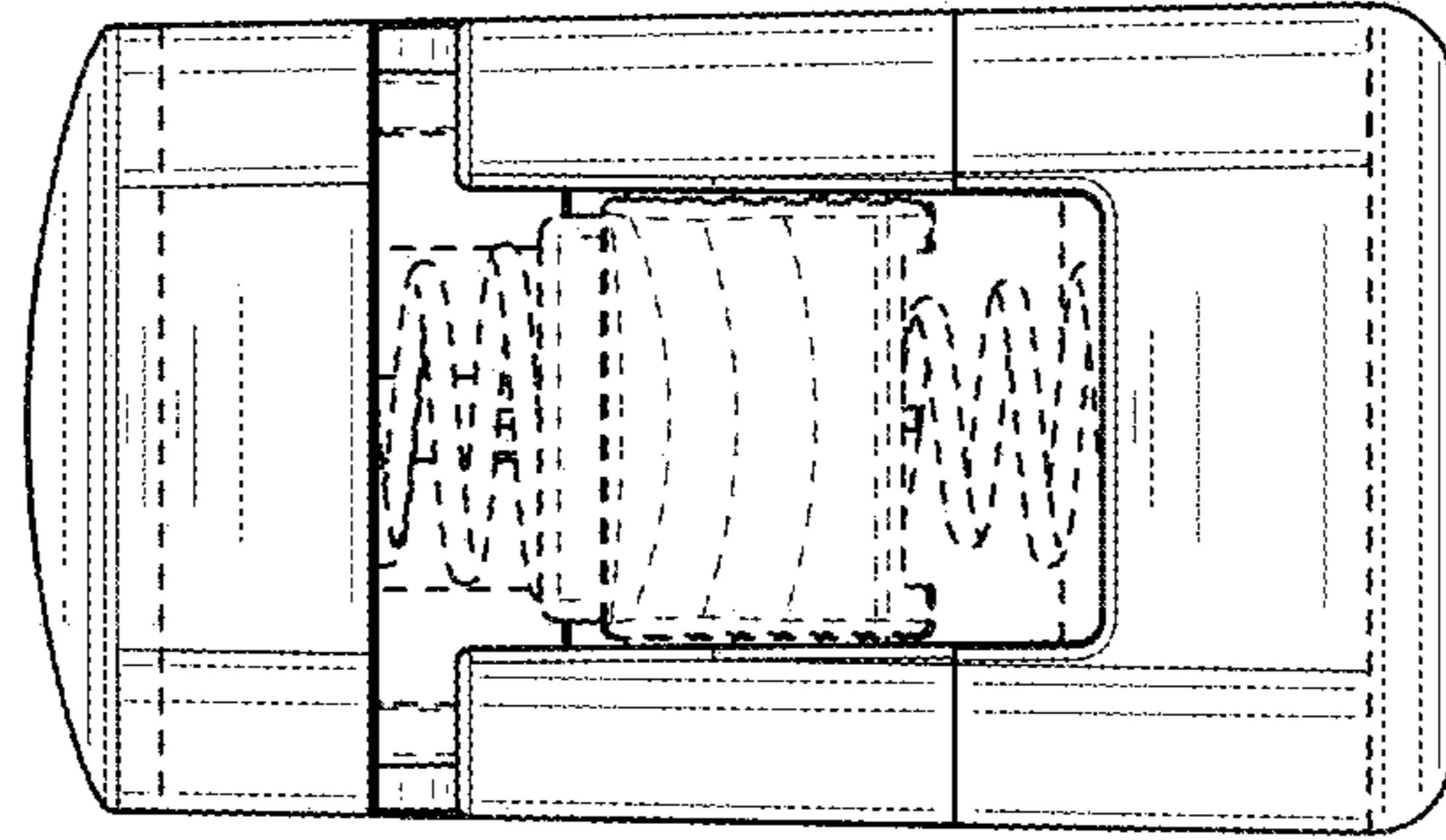


FIG. 3

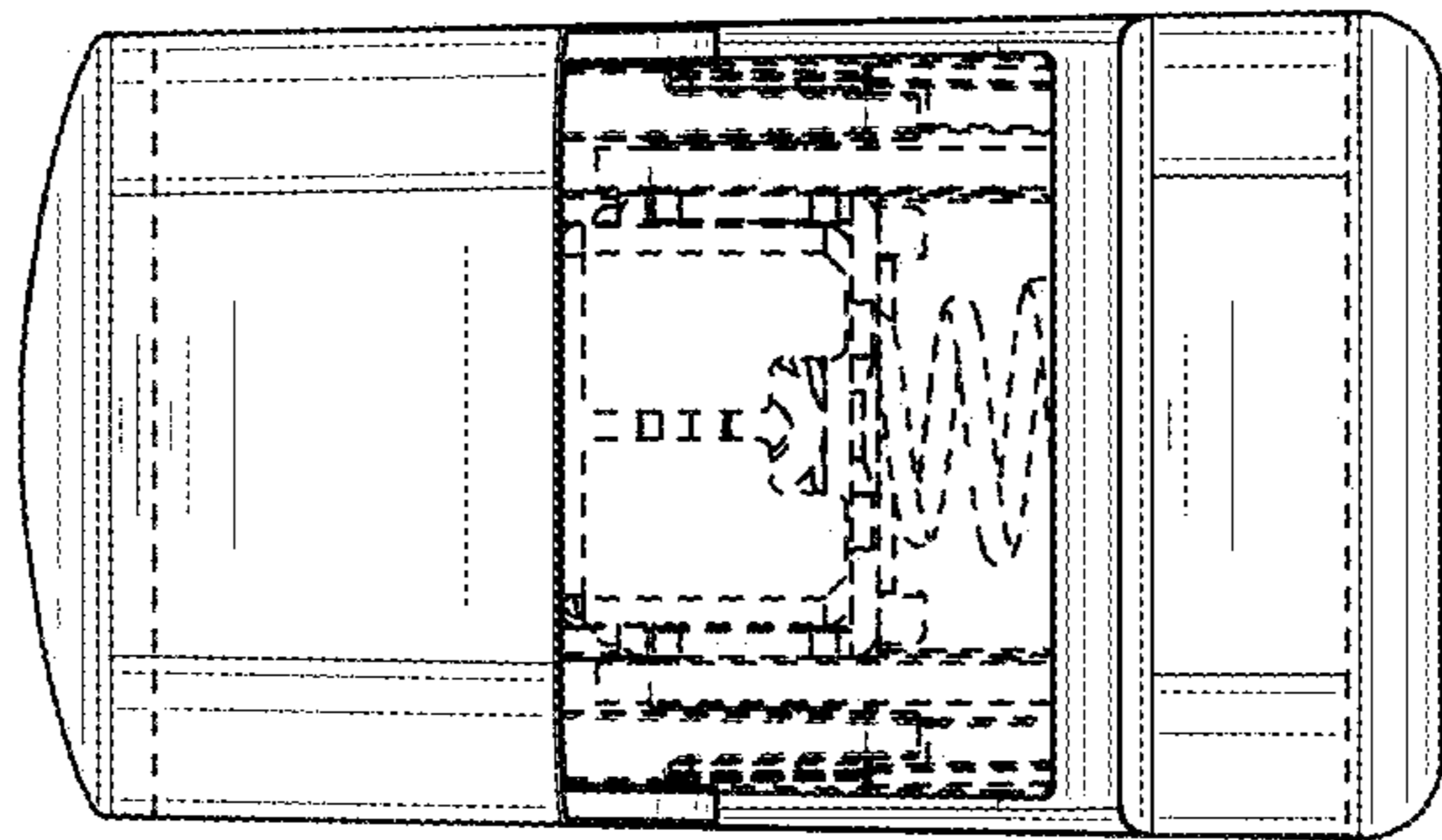


FIG. 2

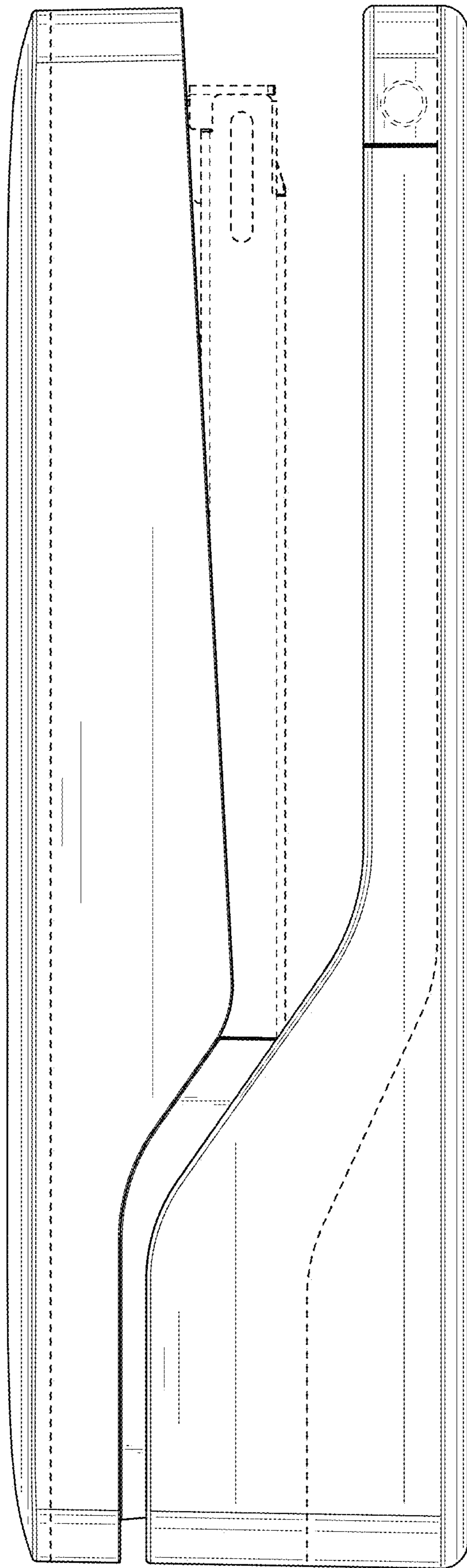


FIG. 4

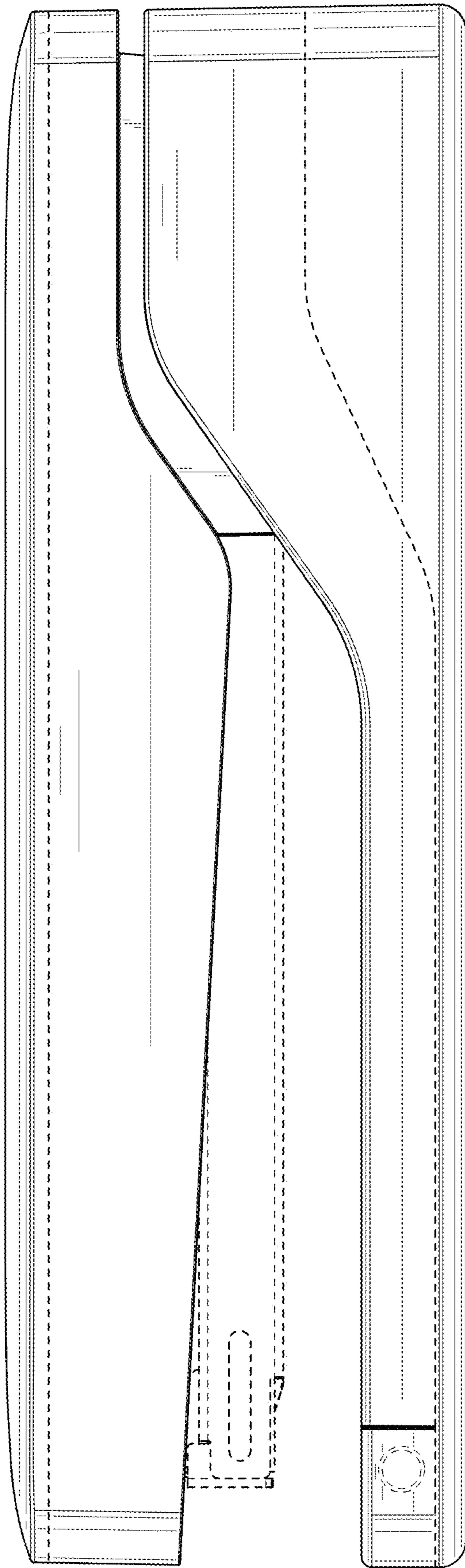


FIG. 5




FIG. 6




FIG. 7