



US00D906067S

(12) **United States Design Patent** (10) **Patent No.:** **US D906,067 S**
Alsofi (45) **Date of Patent:** **** Dec. 29, 2020**

(54) **CUTTING AND SERVING BOARD**

(71) Applicant: **Hosam Alsofi**, Sindelfingen (DE)

(72) Inventor: **Hosam Alsofi**, Sindelfingen (DE)

(**) Term: **15 Years**

(21) Appl. No.: **29/652,089**

(22) Filed: **May 8, 2020**

(51) **LOC (12) Cl.** **07-04**

(52) **U.S. Cl.**
USPC **D7/698**

(58) **Field of Classification Search**
USPC D7/543, 549, 550.1, 586, 698–699;
D32/55–57
CPC A45C 11/20; A47J 47/00; A47J 47/005;
A47J 47/20; B25H 1/00; B26D 7/0006;
B26D 7/018; B26D 7/20; B23D 21/00;
B23K 37/04; B23K 37/053; B23Q
16/001; G01F 19/002

See application file for complete search history.

(56) **References Cited**

U.S. PATENT DOCUMENTS

157,283	A *	12/1874	Gurney	B25H 1/00 269/16
D304,277	S *	10/1989	Wolff	D7/698
6,341,770	B1 *	1/2002	Landherr	A47J 47/005 269/289 R
D587,031	S *	2/2009	Pourounidis	A47J 47/005 D7/698
D598,252	S *	8/2009	West	D7/698
D671,806	S *	12/2012	Kaufmann	D7/698
D687,269	S *	8/2013	Guy	D7/698
D763,638	S *	8/2016	Whitlock	D7/698
D763,639	S *	8/2016	Whitlock	D7/698
D846,363	S *	4/2019	Agahian	D7/698
10,542,844	B2 *	1/2020	Wilson	G01F 19/002
D883,044	S *	5/2020	Poon	D7/698
2010/0012616	A1 *	1/2010	Guy	A45C 11/20 215/355

OTHER PUBLICATIONS

Amazon.com | Shanik cheese cutting board set—Charcuterie board set and cheese serving platter. Perfect meat/cheese board and knife set for entertaining and serving. 3 Knives, ceramic bowl and wine server plate.: Cheese servers. (Feb. 28, 2018). Retrieved Apr. 10, 2020, from <https://www.amazon.com/Shanik-Cheese-Cutting-Board-Set/dp/B07B4KB131>.

* cited by examiner

Primary Examiner — Ricky Pham

(74) *Attorney, Agent, or Firm* — Dunlap Bennett & Ludwig, PLLC

(57) **CLAIM**

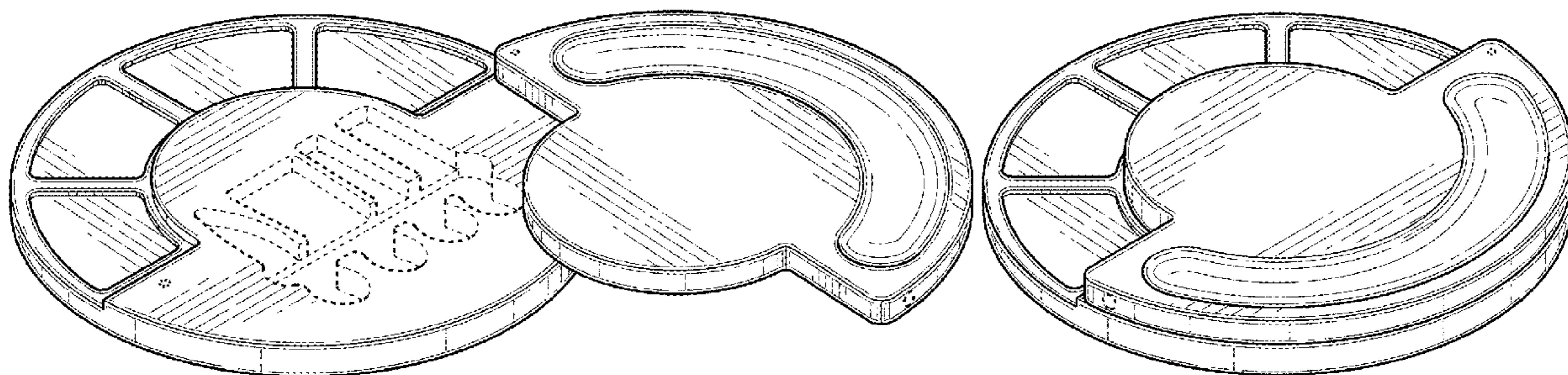
The ornamental design for a cutting and serving board, as shown and described.

DESCRIPTION

FIG. 1 is a perspective view of an open configuration of the cutting and serving board, showing my new design; FIG. 2 is a front elevation view of the cutting and serving board in the open configuration; FIG. 3 is a rear elevation view of the cutting and serving board in the open configuration; FIG. 4 is a top view of the cutting and serving board in the open configuration; FIG. 5 is a bottom view of the cutting and serving board in the open configuration; FIG. 6 is a right elevation view of the cutting and serving board in the open configuration; FIG. 7 is a left elevation view of the cutting and serving board in the open configuration; and, FIG. 8 is a perspective view of a closed configuration of the cutting and serving board.

The broken lines shown in the drawings depict portions of the cutting and serving board that form no part of the claimed invention.

1 Claim, 3 Drawing Sheets



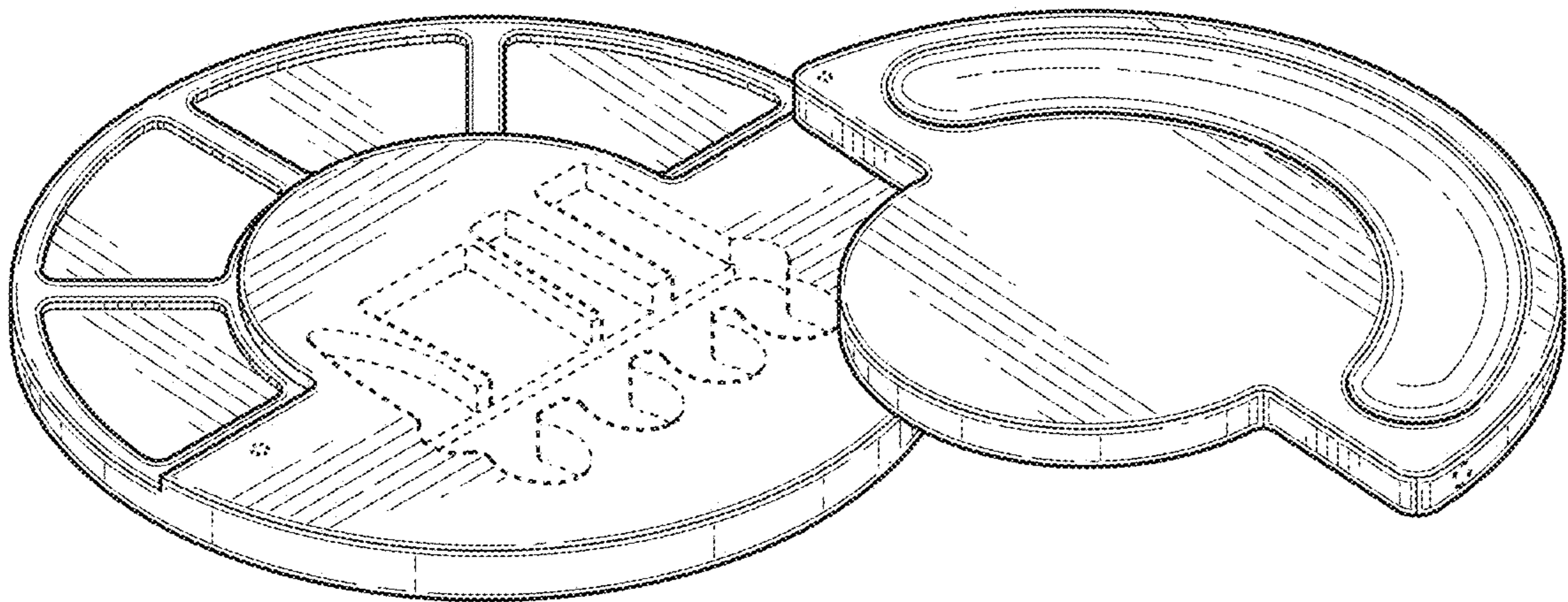


FIG. 1



FIG. 2

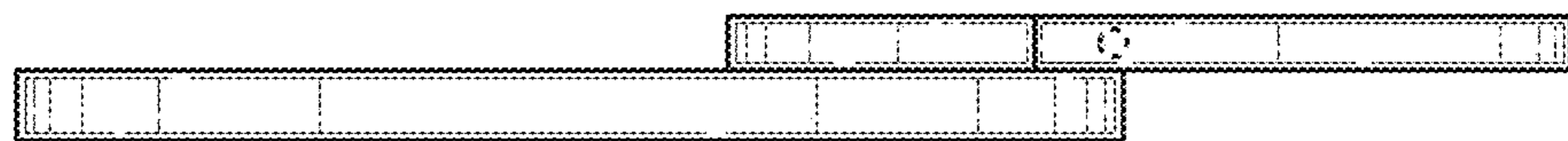


FIG. 3

FIG. 4

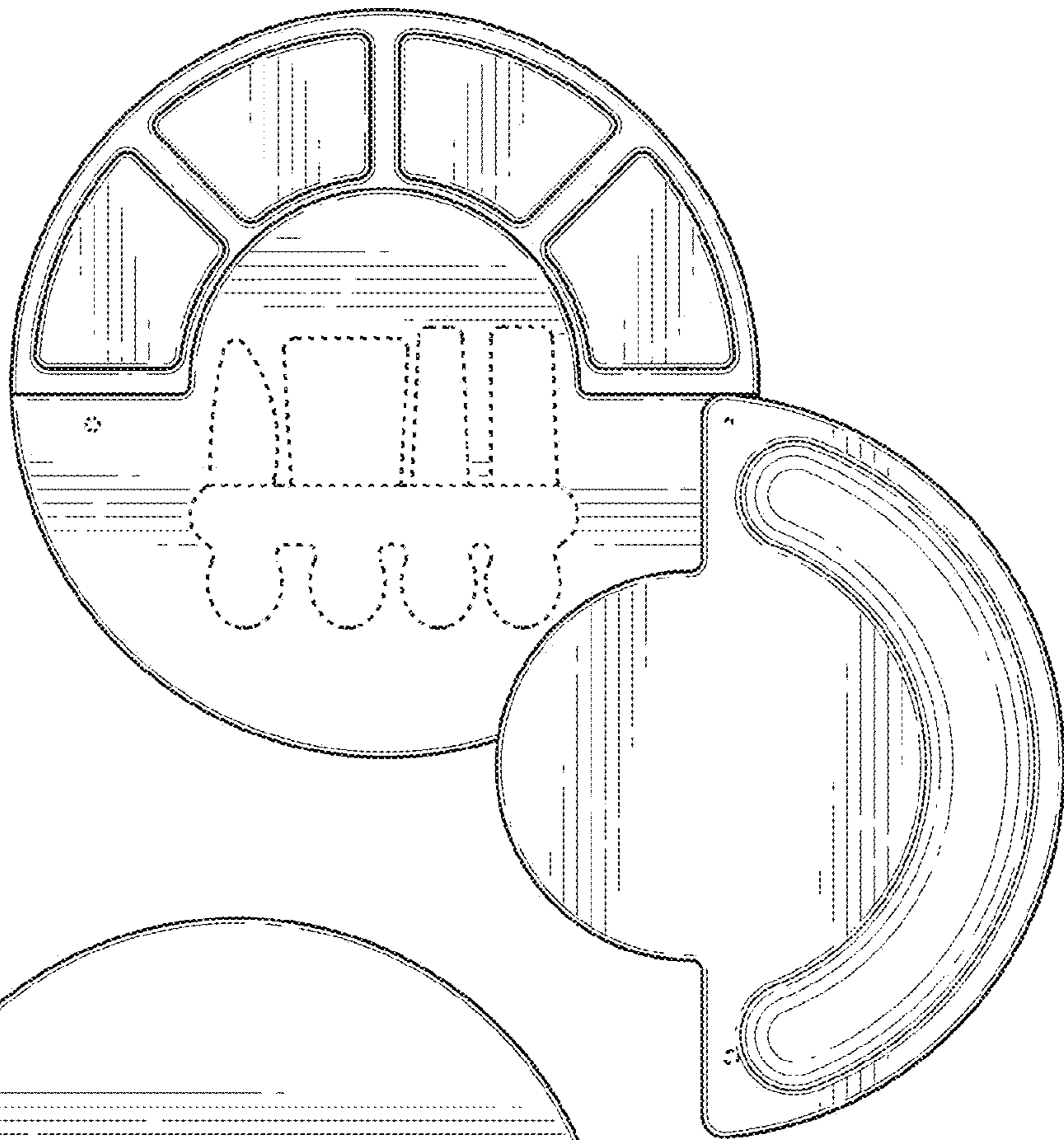
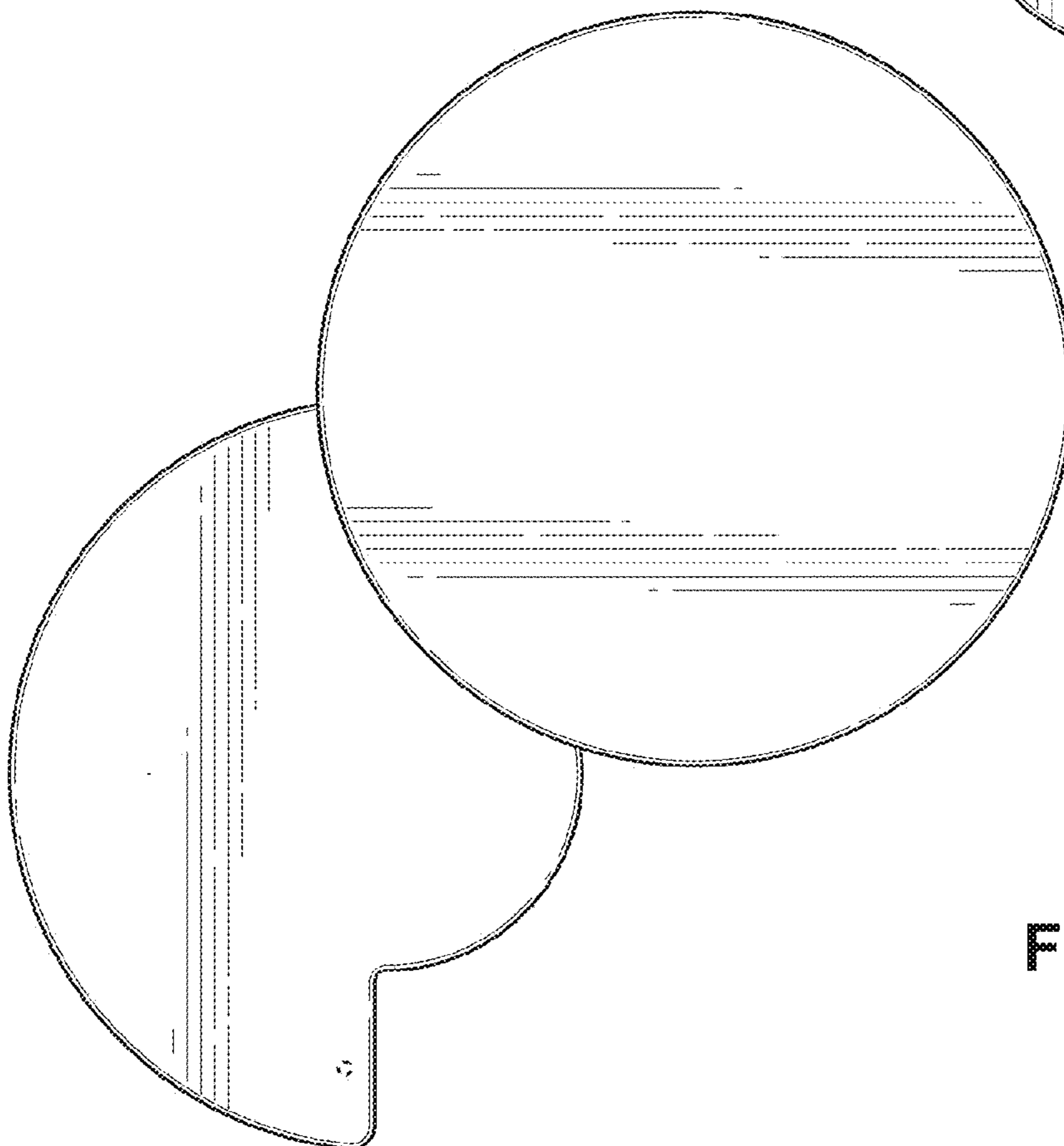


FIG. 5



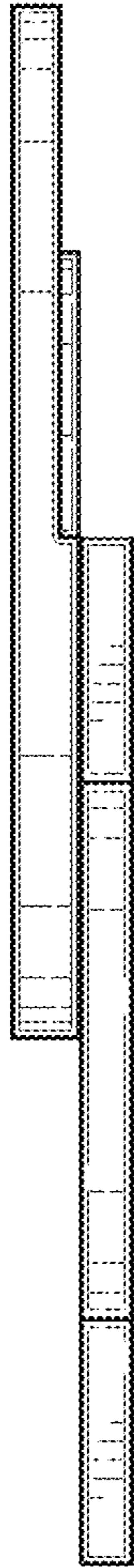


FIG. 6



FIG. 7

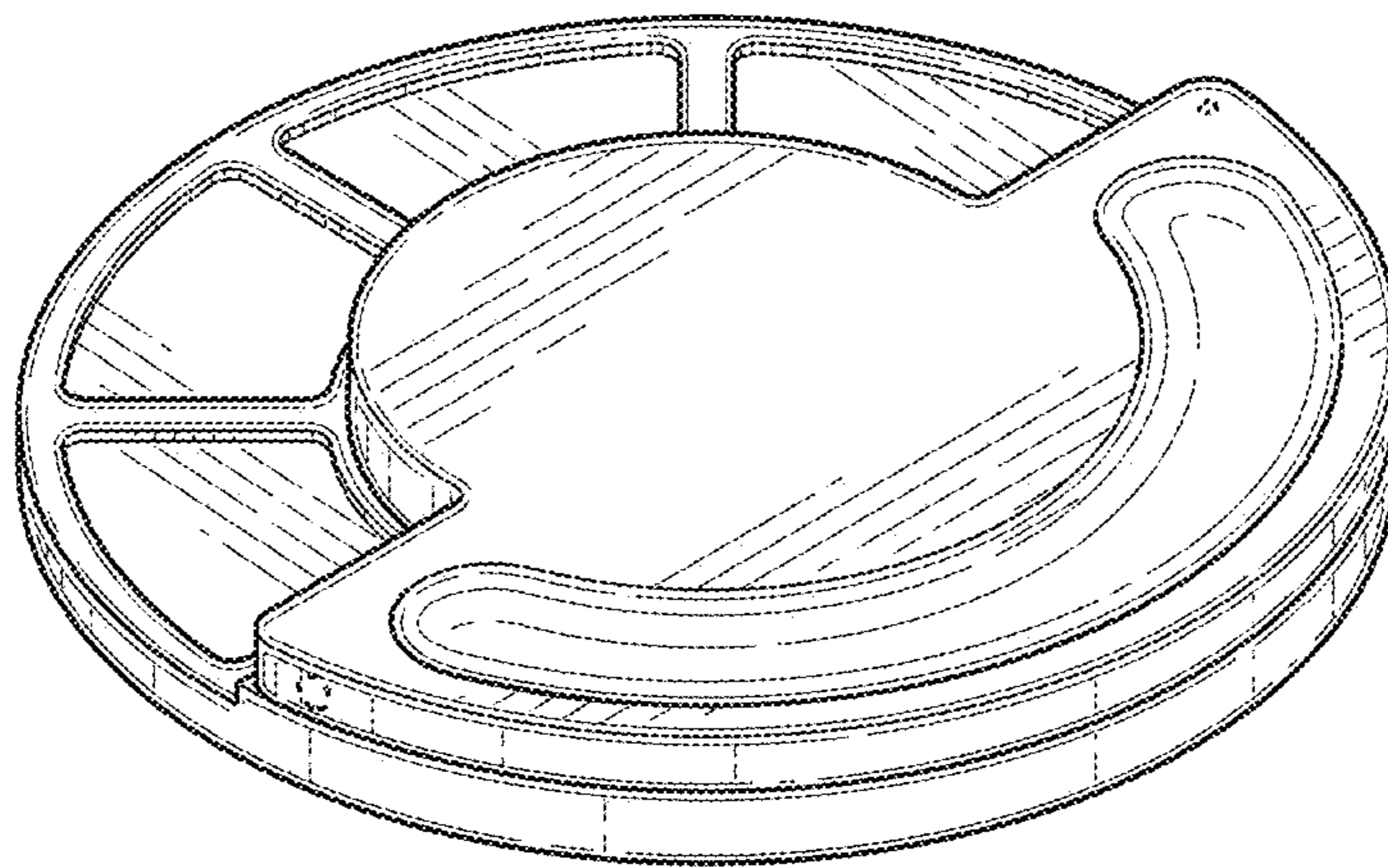


FIG. 8