



US00D906059S

(12) **United States Design Patent** (10) **Patent No.:** **US D906,059 S**
Liao (45) **Date of Patent:** **** Dec. 29, 2020**

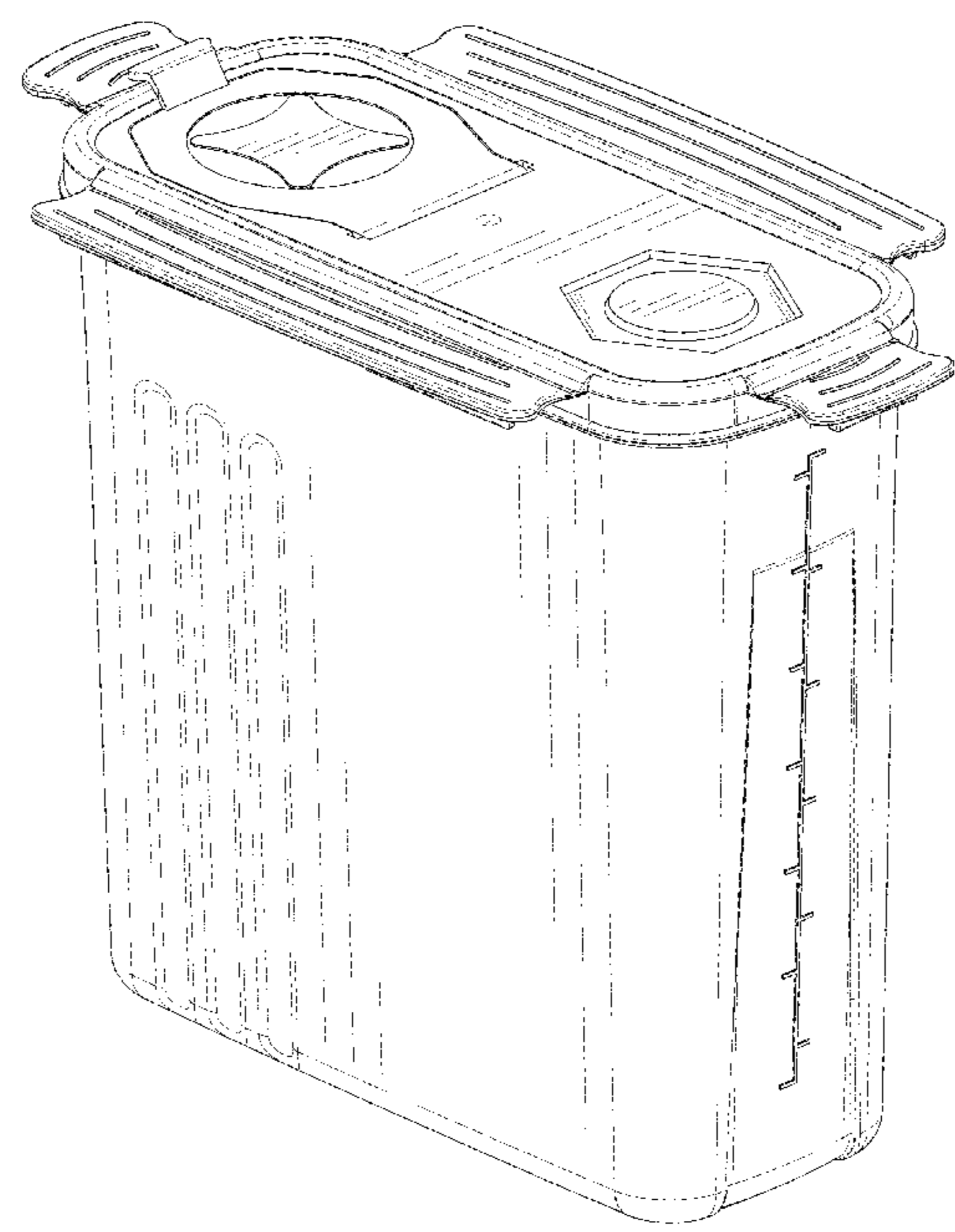
(54) **STORAGE CONTAINER** D591,112 S * 4/2009 Wang B65D 43/0218
D7/629
(71) Applicant: **Shenzhenshi xiayingkeji** D736,570 S * 8/2015 Sykes D7/629
youxiangongsi, Shenzhen Guangdong D736,571 S * 8/2015 Laskowski D7/629
(CN) D799,635 S * 10/2017 Kimura D23/207
D817,113 S * 5/2018 Wong D7/629
D818,712 S 5/2018 Fleming
(72) Inventor: **Yanxia Liao**, Chaozhou Guangdong D880,958 S * 4/2020 Dai D7/629
(CN) D892,572 S * 8/2020 Hartley G01F 11/26
D7/629
(**) Term: **15 Years** 2004/0084464 A1* 5/2004 Koo B65D 43/0218
220/784
(21) Appl. No.: **29/744,017** 2015/0251826 A1* 9/2015 Lee B65D 47/0895
220/812
(22) Filed: **Jul. 27, 2020** 2016/0045054 A1* 2/2016 Su A47J 47/14
99/403
(51) **LOC (12) Cl.** **09-07** * cited by examiner
(52) **U.S. Cl.**
USPC **D7/629**
(58) **Field of Classification Search**
USPC D7/601, 602, 612, 619.1, 622, 629, 589,
D7/590, 591; D9/416, 419, 430, 432,
D9/447, 518, 763, 768, 770, 777
CPC A47G 23/04; A47G 19/027; B65D 1/40;
B65D 1/42; B65D 1/44; B65D 39/00;
B65D 39/0052; B65D 43/00; B65D
43/02; B65D 43/08
See application file for complete search history.

(56) **References Cited**
U.S. PATENT DOCUMENTS
D199,505 S * 11/1964 Swett D7/629
5,518,152 A * 5/1996 Burcham G01F 11/26
222/158
D511,655 S * 11/2005 Kim D7/612
D527,574 S * 9/2006 Bennett A47J 47/14
D7/392
D528,374 S * 9/2006 Heiberg D7/629
D540,123 S * 4/2007 George B65D 47/0895
D7/602

Primary Examiner — Susan E Krakower
Assistant Examiner — Andrew Kerr
(74) *Attorney, Agent, or Firm* — ZANIP
(57) **CLAIM**
The ornamental design for a storage container, as shown and described.

DESCRIPTION
FIG. 1 is a front and top perspective view of a storage container, showing my new design;
FIG. 2 is a rear and bottom perspective view thereof;
FIG. 3 is a front elevational view thereof;
FIG. 4 is a rear elevational view thereof;
FIG. 5 is a left side elevational view thereof;
FIG. 6 is a right side elevational view thereof;
FIG. 7 is a top plan view thereof; and,
FIG. 8 is a bottom plan view thereof.
The broken lines in the figures illustrate portions of the article that form no part of the claimed design.

1 Claim, 8 Drawing Sheets



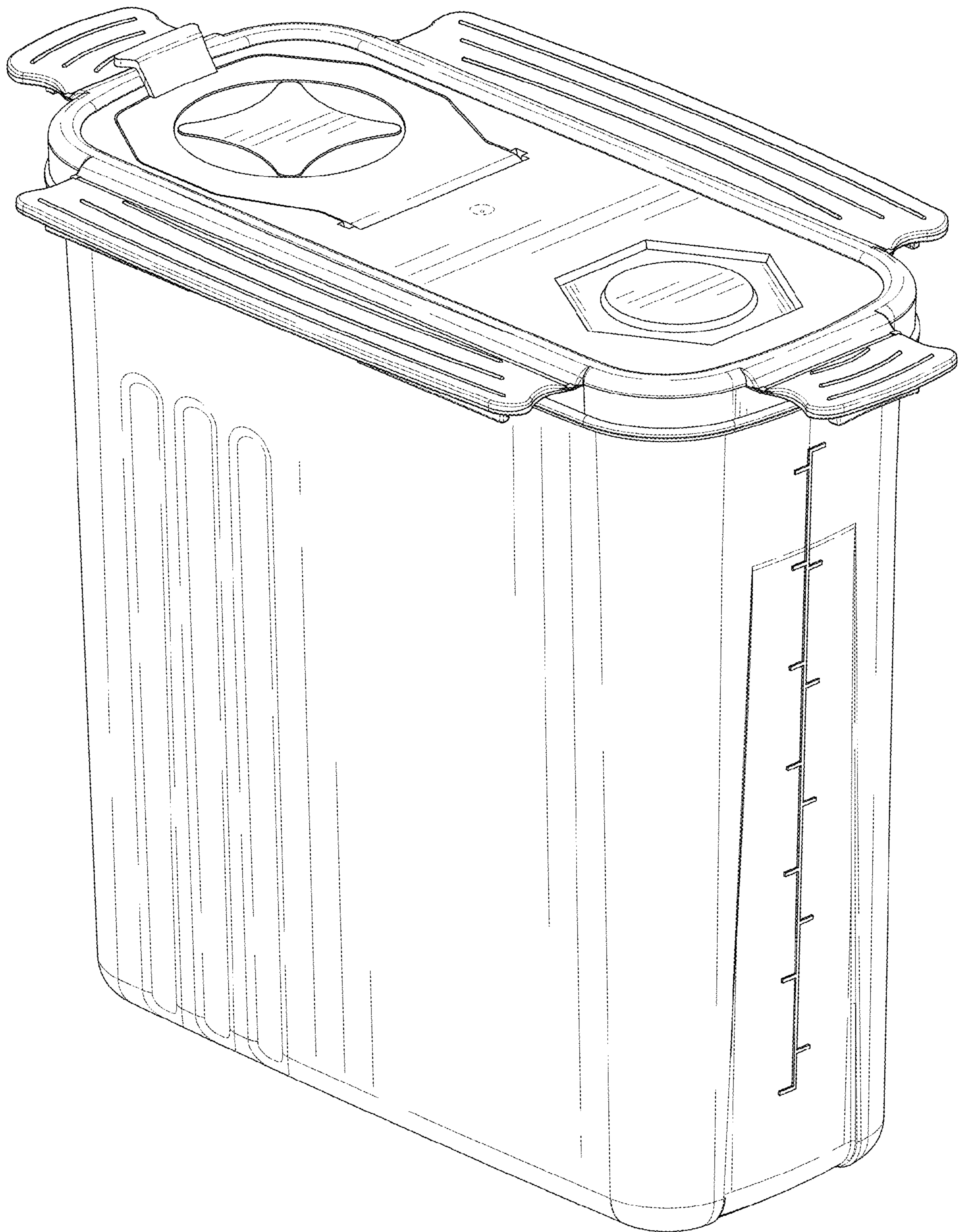


FIG. 1

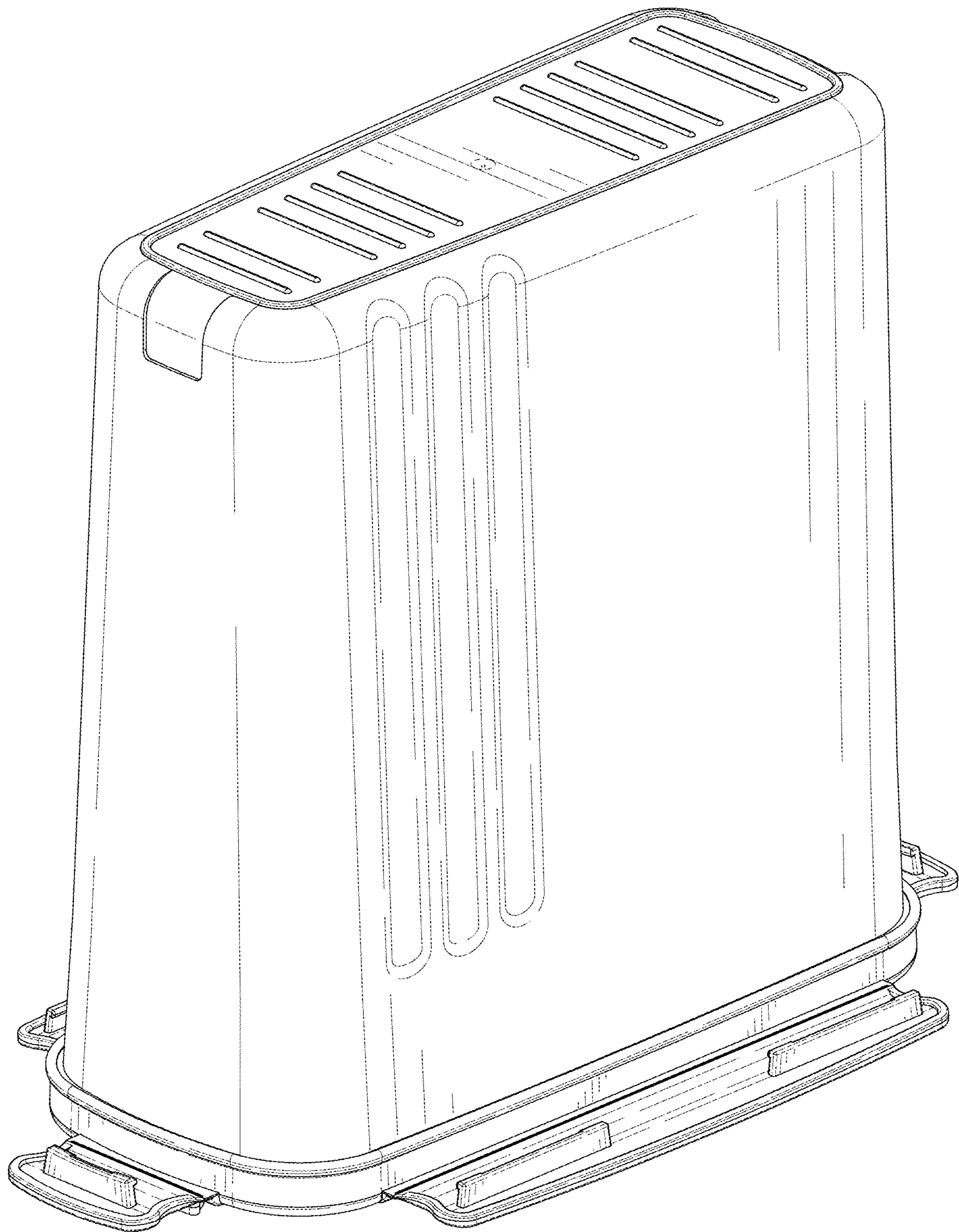


FIG. 2




FIG. 3




FIG. 4




FIG. 5

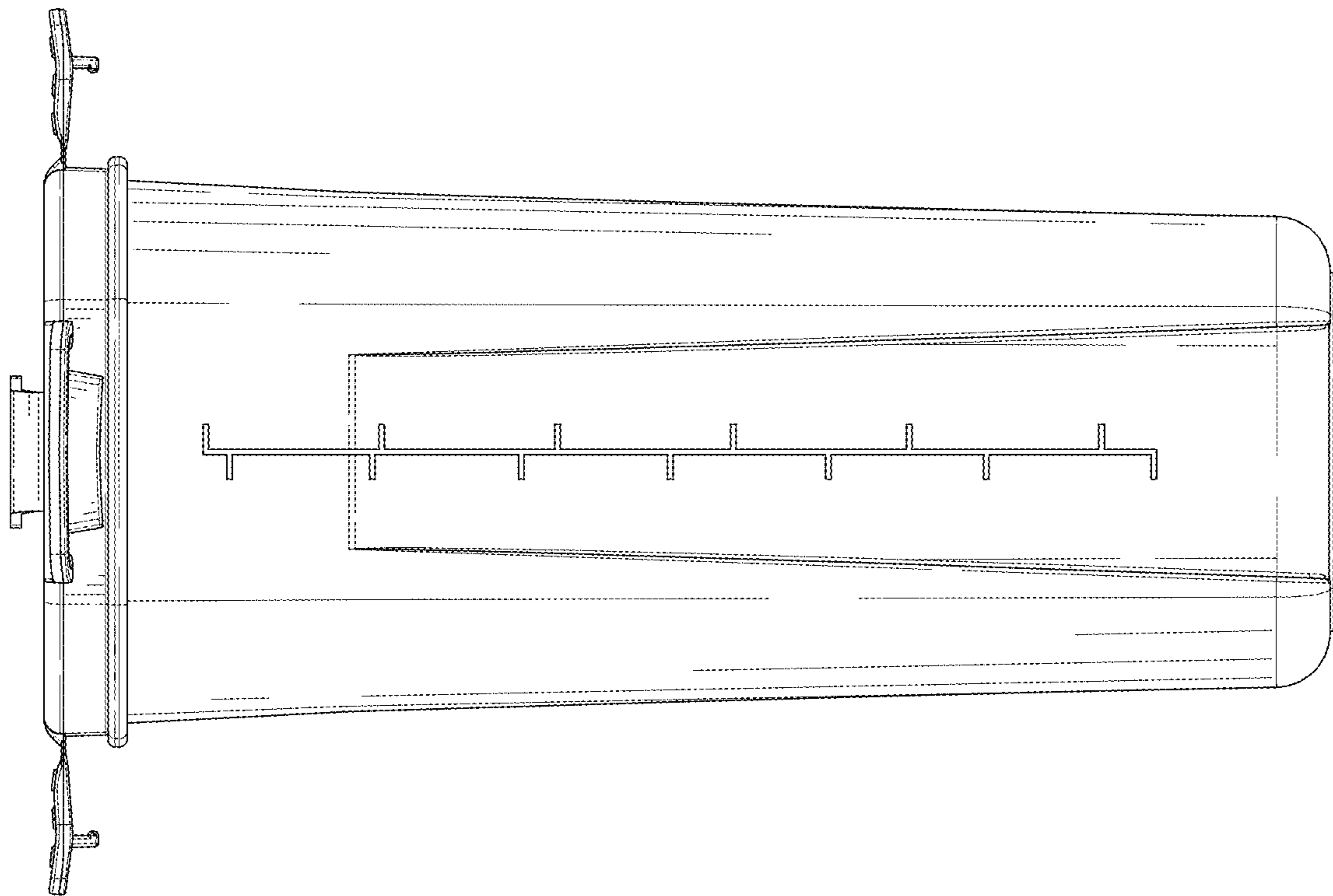


FIG. 6

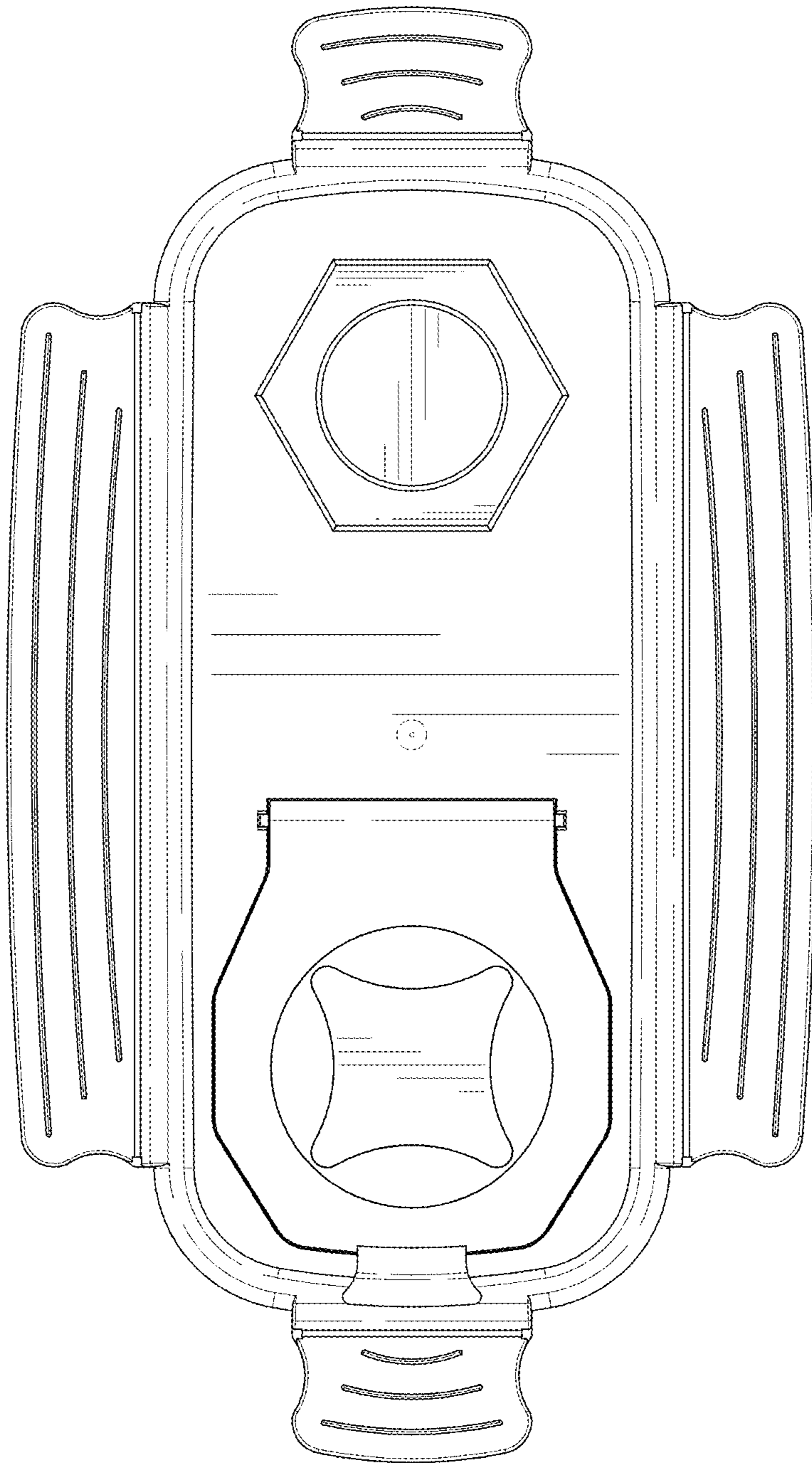


FIG. 7

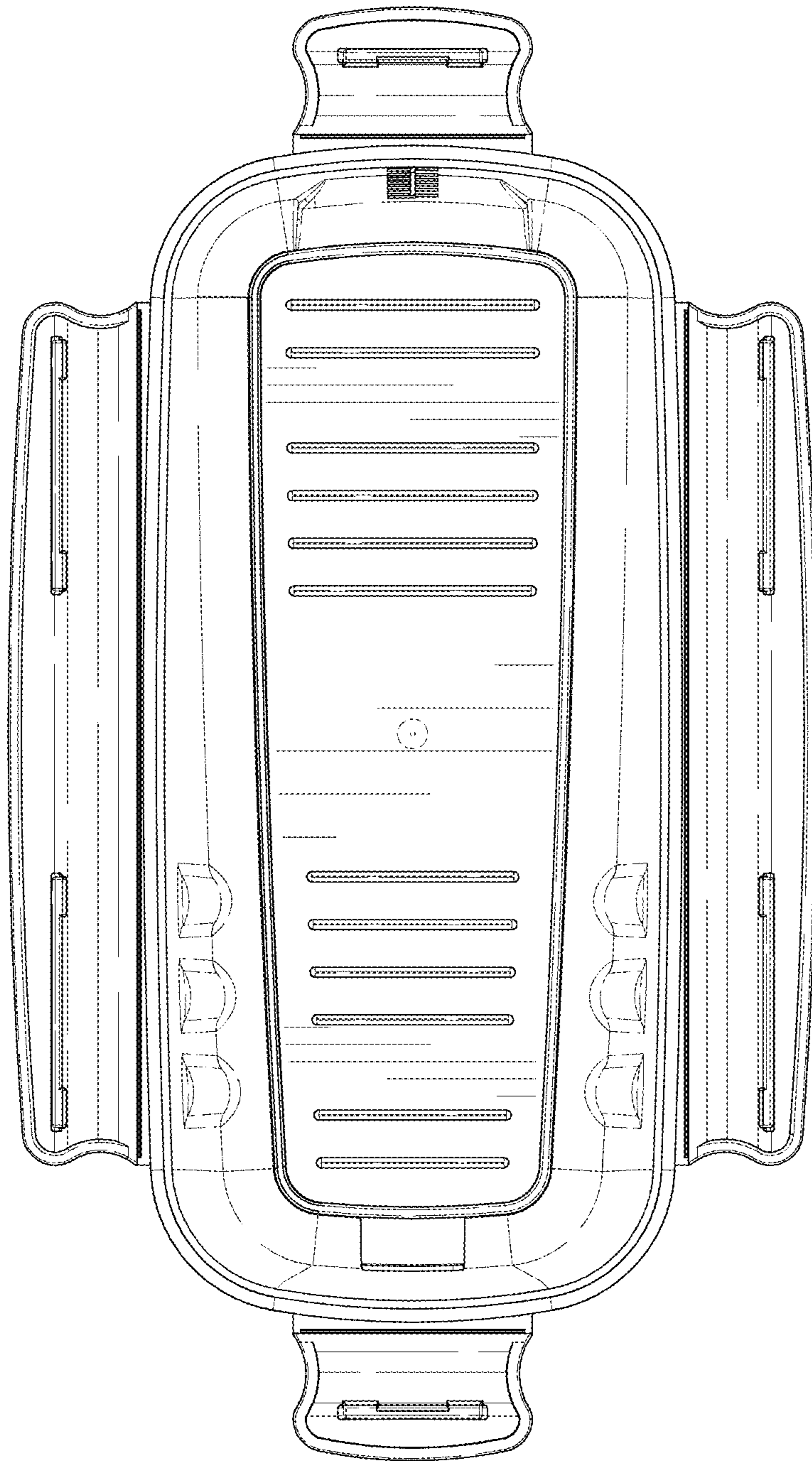


FIG. 8