



US00D906050S

(12) **United States Design Patent**
Whaley

(10) **Patent No.:** **US D906,050 S**

(45) **Date of Patent:** **** Dec. 29, 2020**

(54) **STORAGE CONTAINER IDENTIFICATION APPARATUS**

(71) Applicant: **Brenda Whaley**, Virginia Beach, VA (US)

(72) Inventor: **Brenda Whaley**, Virginia Beach, VA (US)

(**) Term: **15 Years**

(21) Appl. No.: **29/690,310**

(22) Filed: **May 7, 2019**

Related U.S. Application Data

(63) Continuation-in-part of application No. 29/643,149, filed on Apr. 4, 2018, now Pat. No. Des. 870,507.

(51) **LOC (12) Cl.** **31-00**

(52) **U.S. Cl.**
USPC **D7/412; D7/391**

(58) **Field of Classification Search**

USPC D3/273, 302; D7/391, 392, 392.1, 393, D7/397, 601-602, 629-630, 538-542; D9/414, 424-432, 435, 451-452
CPC A47J 36/027; A47J 36/06; A47J 37/10; A47J 37/101; A61B 10/0096; B65D 21/0209; B65D 23/05; B65D 23/106; B65D 25/205; B65D 43/00; B65D 43/02; B65D 43/0206; B65D 43/022; B65D 43/161; B65D 43/162; B65D 45/00; B65D 45/16; B65D 45/18; B65D 51/16; B65D 51/1683; B65D 51/1688; B65D 51/1694; B65D 2251/00; B65F 1/1615; G09F 3/0088; G09F 3/0289; G09F 3/06
See application file for complete search history.

(56) **References Cited**

U.S. PATENT DOCUMENTS

1,769,147 A * 7/1930 Lennon G09F 3/06 40/310
D319,978 S * 9/1991 Wolff D7/586

5,234,735 A * 8/1993 Baker G09F 3/0289 283/101
6,125,563 A * 10/2000 Girerd B65D 23/106 315/396
6,238,907 B1 * 5/2001 Schuler-Maloney A61B 10/0096 206/459.5
D511,624 S * 11/2005 Rosine D3/273

(Continued)

Primary Examiner — Ricky Pham

(57) **CLAIM**

I claim the ornamental design for a storage container identification apparatus, as shown and described.

DESCRIPTION

FIG. 1 is an isometric view of my storage container identification apparatus showing my new design, where the broken lines showing a container and lid are for illustrative purposes only and form no part of the claimed design;

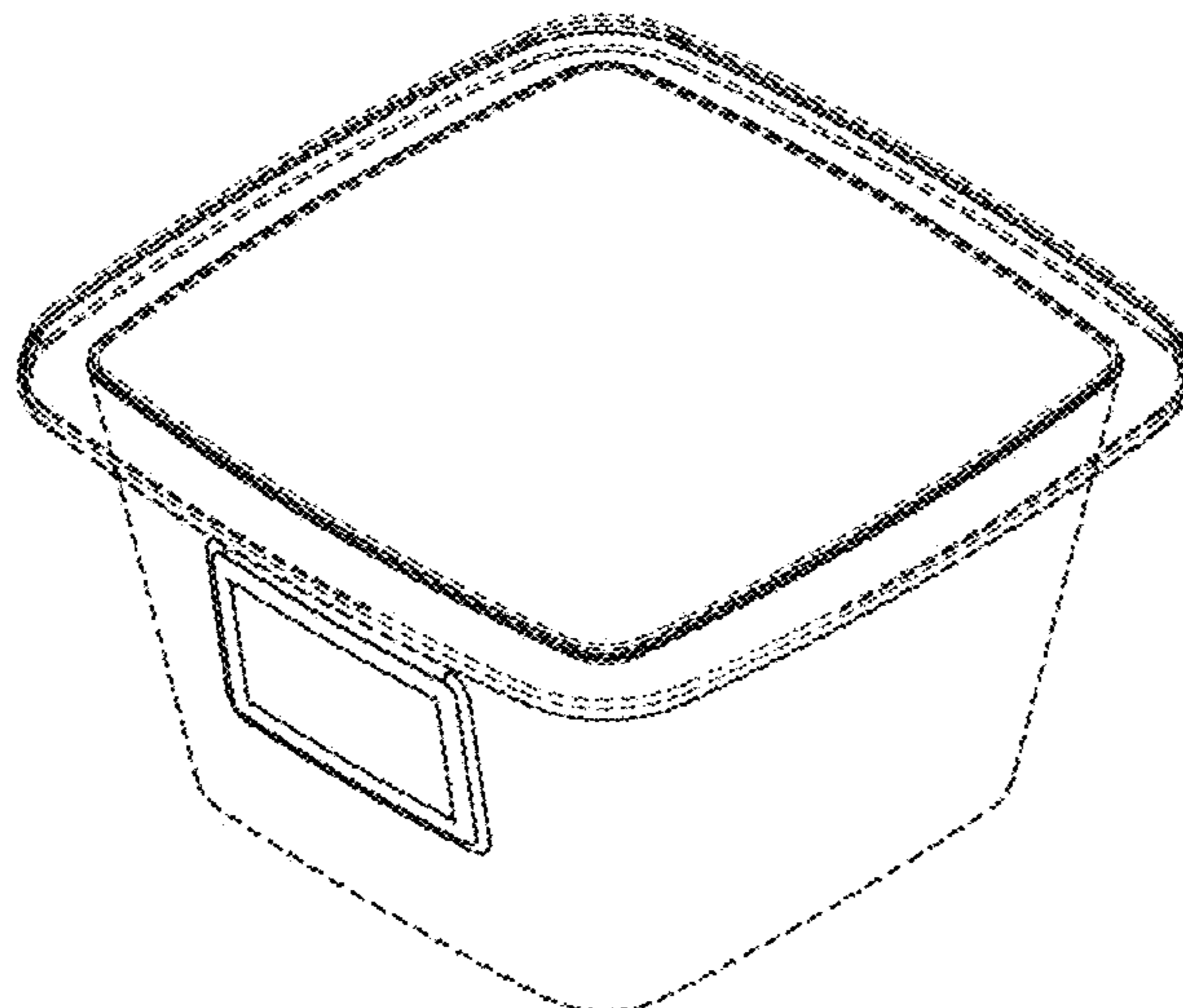
FIG. 2 is a side-on view of my storage container identification apparatus, where the broken lines showing a container and lid are for illustrative purposes only and form no part of the claimed design;

FIG. 3 is a side-on view of my storage container identification apparatus showing the frame separated from a container, where the broken lines showing the container and lid are for illustrative purposes only and form no part of the claimed design;

FIG. 4 is a top view of my storage container identification apparatus, where the broken lines showing a container and lid are for illustrative purposes only and form no part of the claimed design; and,

FIG. 5 is a front view of my storage container identification apparatus, where the broken lines showing a container and lid are for illustrative purposes only and form no part of the claimed design.

1 Claim, 5 Drawing Sheets



(56)

References Cited

U.S. PATENT DOCUMENTS

D518,958 S * 4/2006 Yourist D3/302
7,594,348 B2 * 9/2009 Oosterlinck G09F 3/0289
229/102
D762,469 S * 8/2016 Wood D9/425
10,486,350 B2 * 11/2019 Maher G09F 3/0288
D870,507 S * 12/2019 Whaley D7/391
2004/0026438 A1 * 2/2004 Tyra B65D 25/205
220/660
2012/0132557 A1 * 5/2012 Nowzari B65D 23/085
206/459.5

* cited by examiner

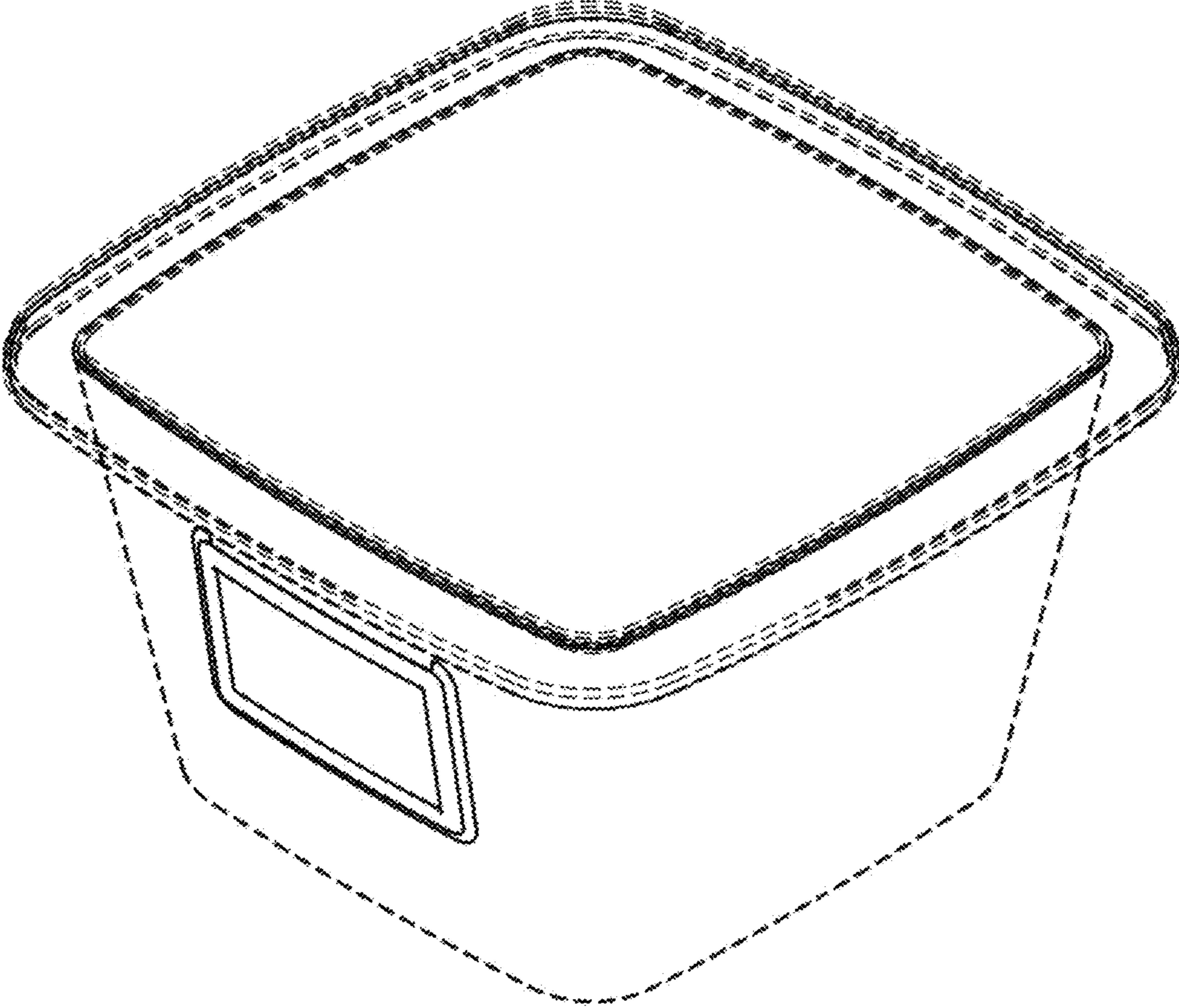


FIG. 1




FIG. 2

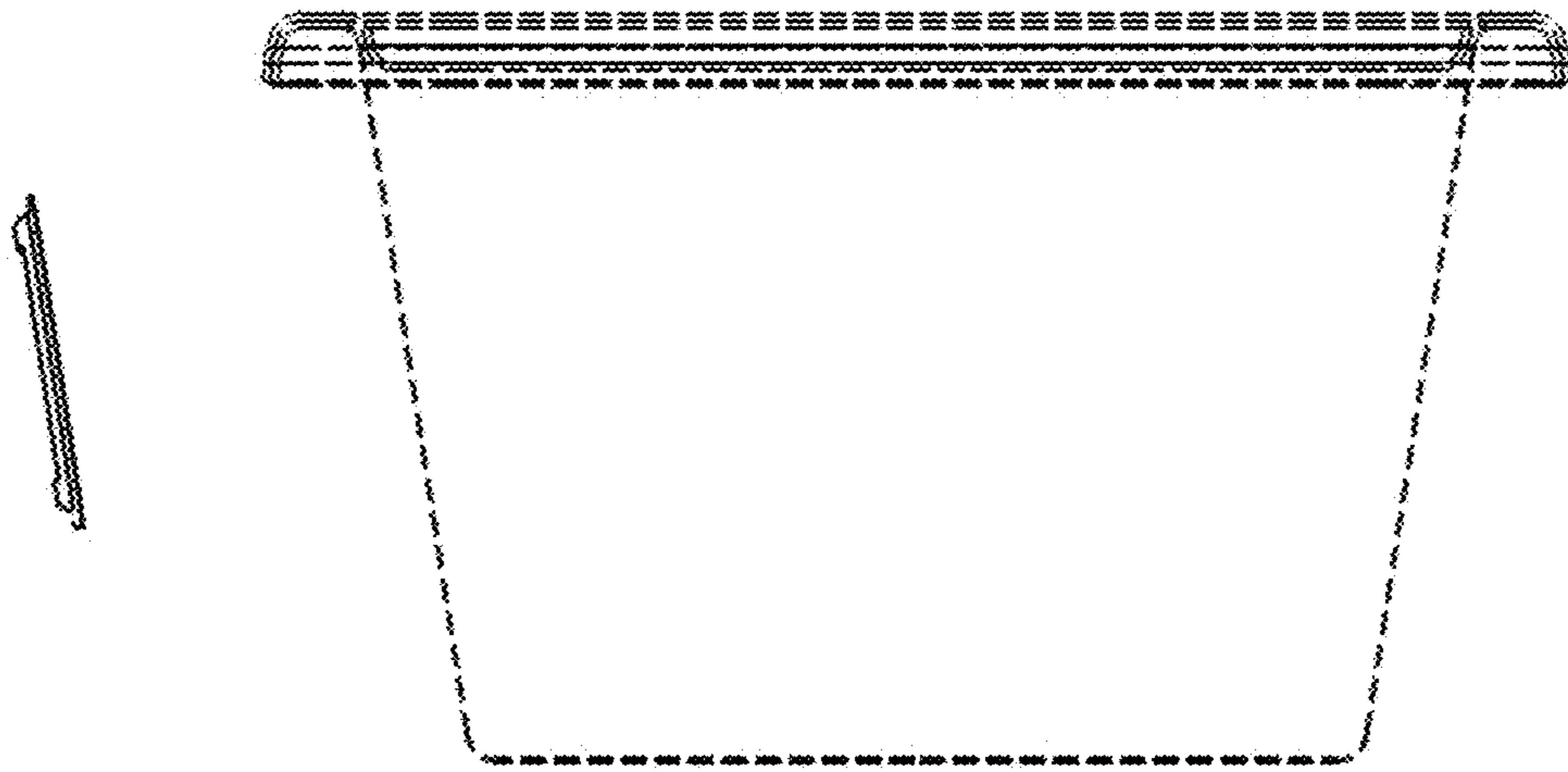


FIG.3

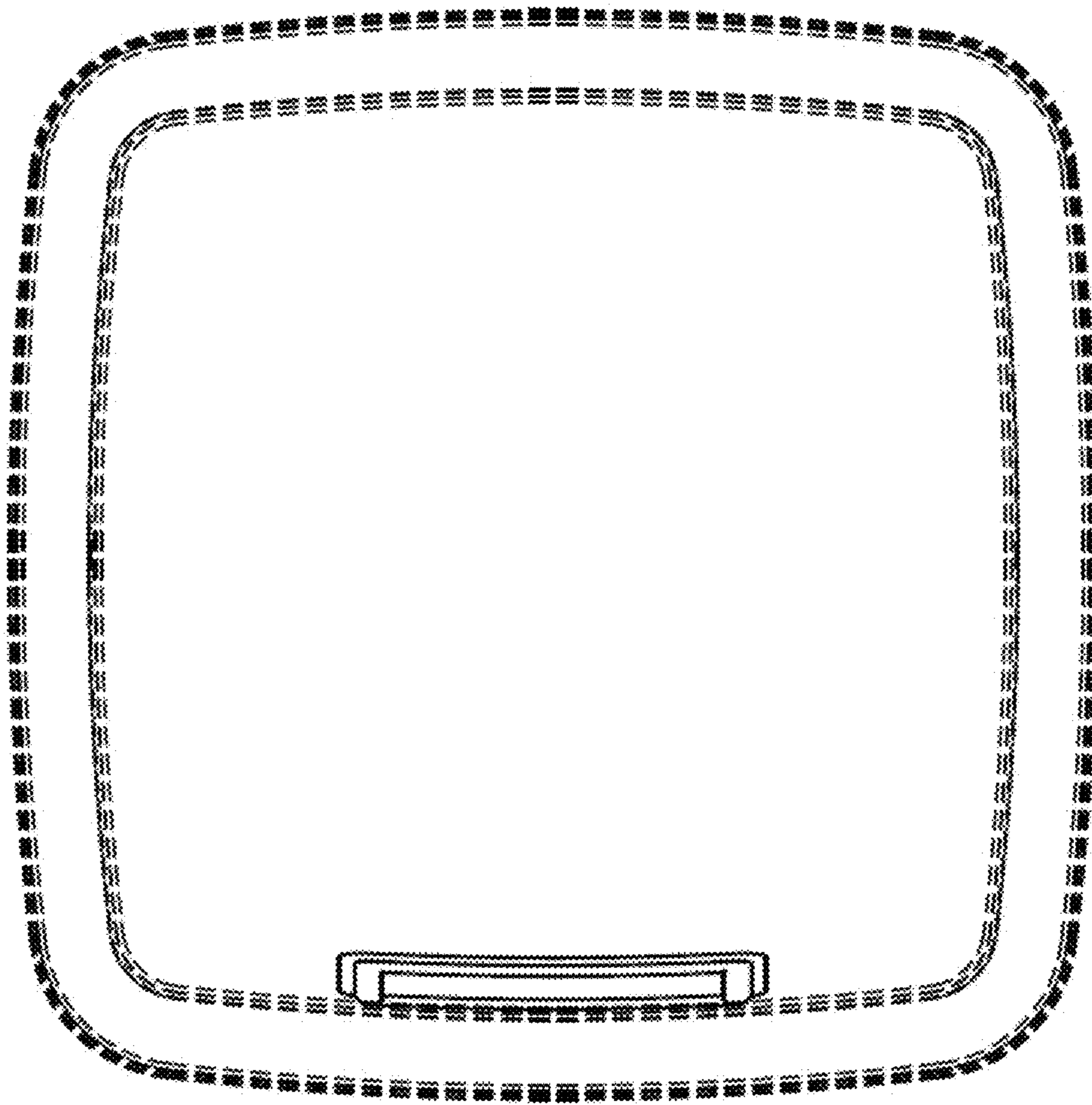


FIG. 4

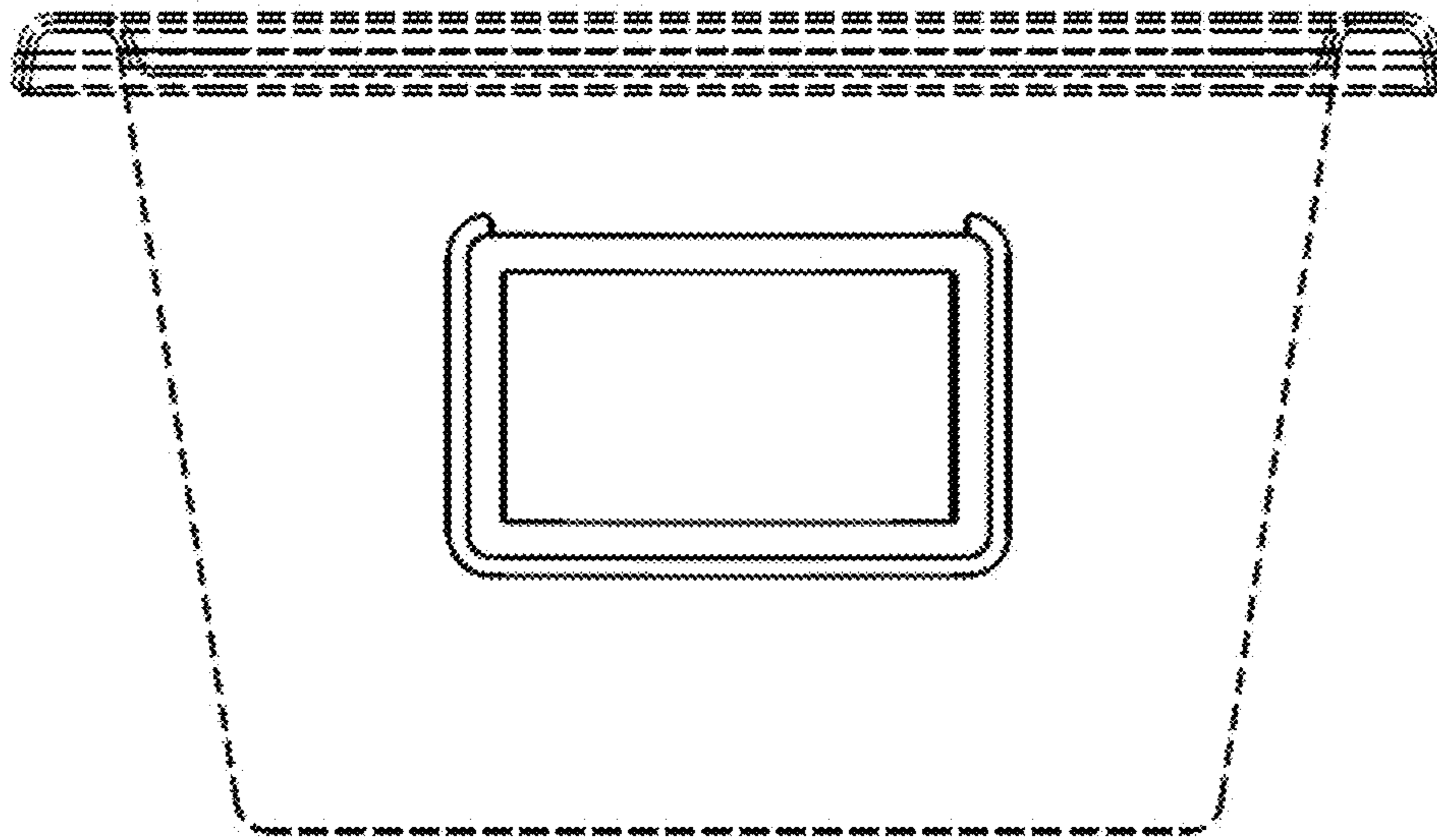


FIG. 5