



US00D906041S

(12) **United States Design Patent**
Dai

(10) **Patent No.:** **US D906,041 S**

(45) **Date of Patent:** **** Dec. 29, 2020**

- (54) **FLEXIBLE LID WITH HANDLE**
- (71) Applicant: **ShenZhen YiHong E-Commerce Co., LTD, ShenZhen (CN)**
- (72) Inventor: **Yi Dai, ShenZhen (CN)**
- (73) Assignee: **ShenZhen YiHong E-Commerce CO., LTD, ShenZhen (CN)**
- (**) Term: **15 Years**
- (21) Appl. No.: **29/743,993**
- (22) Filed: **Jul. 26, 2020**
- (51) **LOC (12) Cl.** **07-02**
- (52) **U.S. Cl.**
USPC **D7/391; D7/354**
- (58) **Field of Classification Search**
USPC D7/354, 359, 391, 392, 392.1, 393, 397, D7/409, 554.1, 624.1, 629; D9/414, D9/424-432, 435, 451-454
CPC A47J 36/027; A47J 36/06; A47J 37/10; A47J 37/101; B65D 21/0209; B65D 43/00; B65D 43/02; B65D 43/022; B65D 43/0212; B65D 43/161; B65D 43/162; B65D 45/00; B65D 45/16; B65D 45/18; B65D 51/16; B65D 51/1683; B65D 51/1688; B65D 51/1694; B65F 1/1615; F24C 15/10
See application file for complete search history.

- (56) **References Cited**
U.S. PATENT DOCUMENTS
1,236,360 A * 8/1917 Rice F24C 15/10
126/214 C
D245,384 S * 8/1977 Ashton D7/624.1
D252,008 S * 6/1979 Jeambey 426/243
D393,801 S * 4/1998 Hayes D9/429
6,257,434 B1 * 7/2001 Lizzio B65D 43/162
206/204

- D458,079 S 6/2002 Candianides
- D516,912 S * 3/2006 LaMasney D9/454
- 7,159,736 B1 1/2007 Torelli
- D538,587 S 3/2007 Settele
- D598,714 S * 8/2009 Aagaard D7/554.1
- D631,692 S 2/2011 Ho et al.
- D645,711 S * 9/2011 Sudia D7/629
- 8,191,728 B2 * 6/2012 Auer A47J 36/06
220/784
- D737,093 S 8/2015 Hand
- 9,114,916 B2 * 8/2015 Knipe B65D 43/0212
- D746,631 S 1/2016 Tseng
- D749,906 S * 2/2016 Lee D7/409
- D833,204 S * 11/2018 Lee D7/359
- D833,871 S 11/2018 Katopis
- D850,848 S 6/2019 Wachter et al.
- D871,131 S 12/2019 Lam
- 2006/0169693 A1 8/2006 Yeung
- 2011/0284566 A1 11/2011 Segal
- 2013/0327783 A1 * 12/2013 Blake B65D 51/1694
220/780

* cited by examiner

Primary Examiner — Ricky Pham

(74) *Attorney, Agent, or Firm* — iPA & iPM

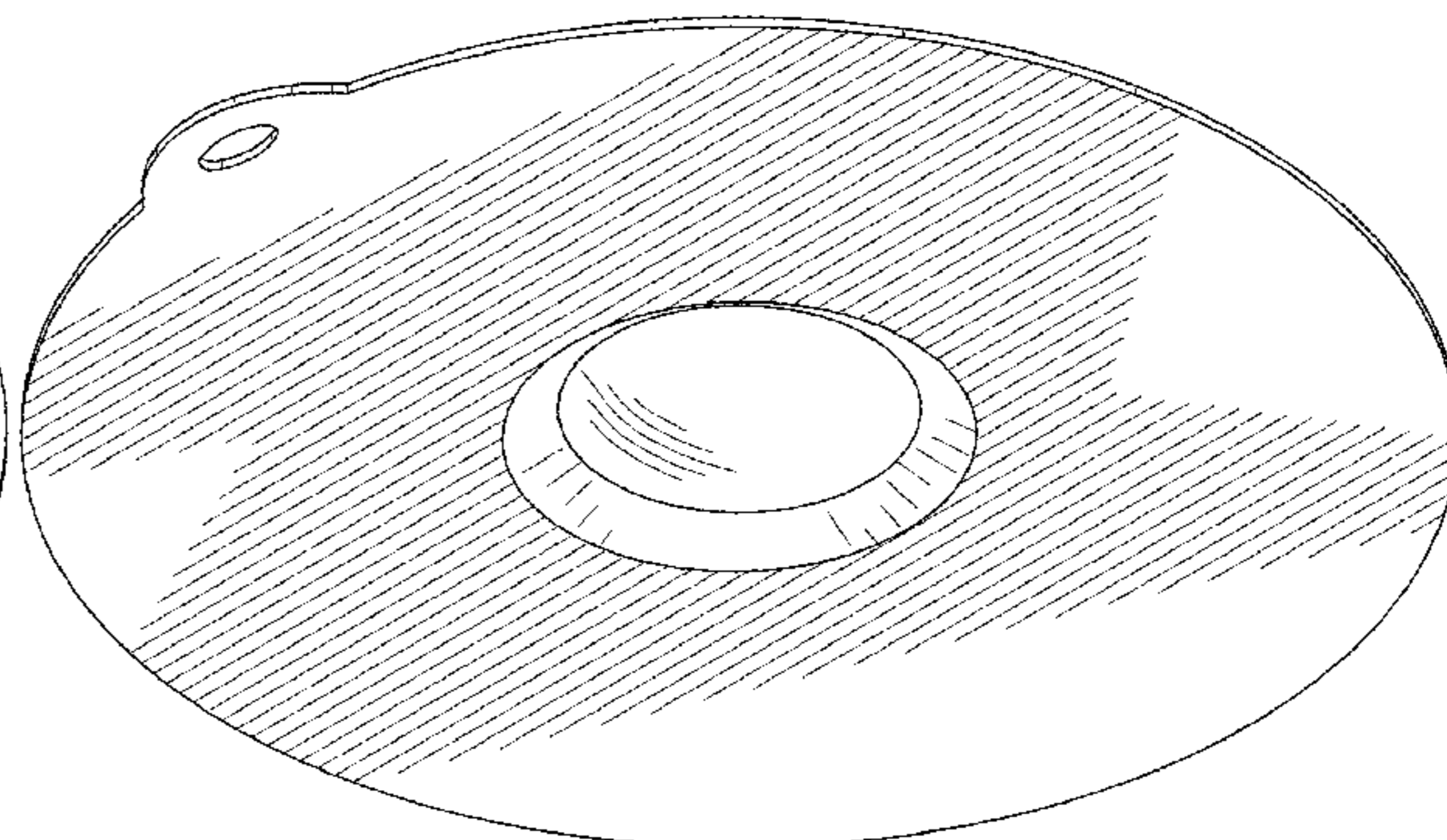
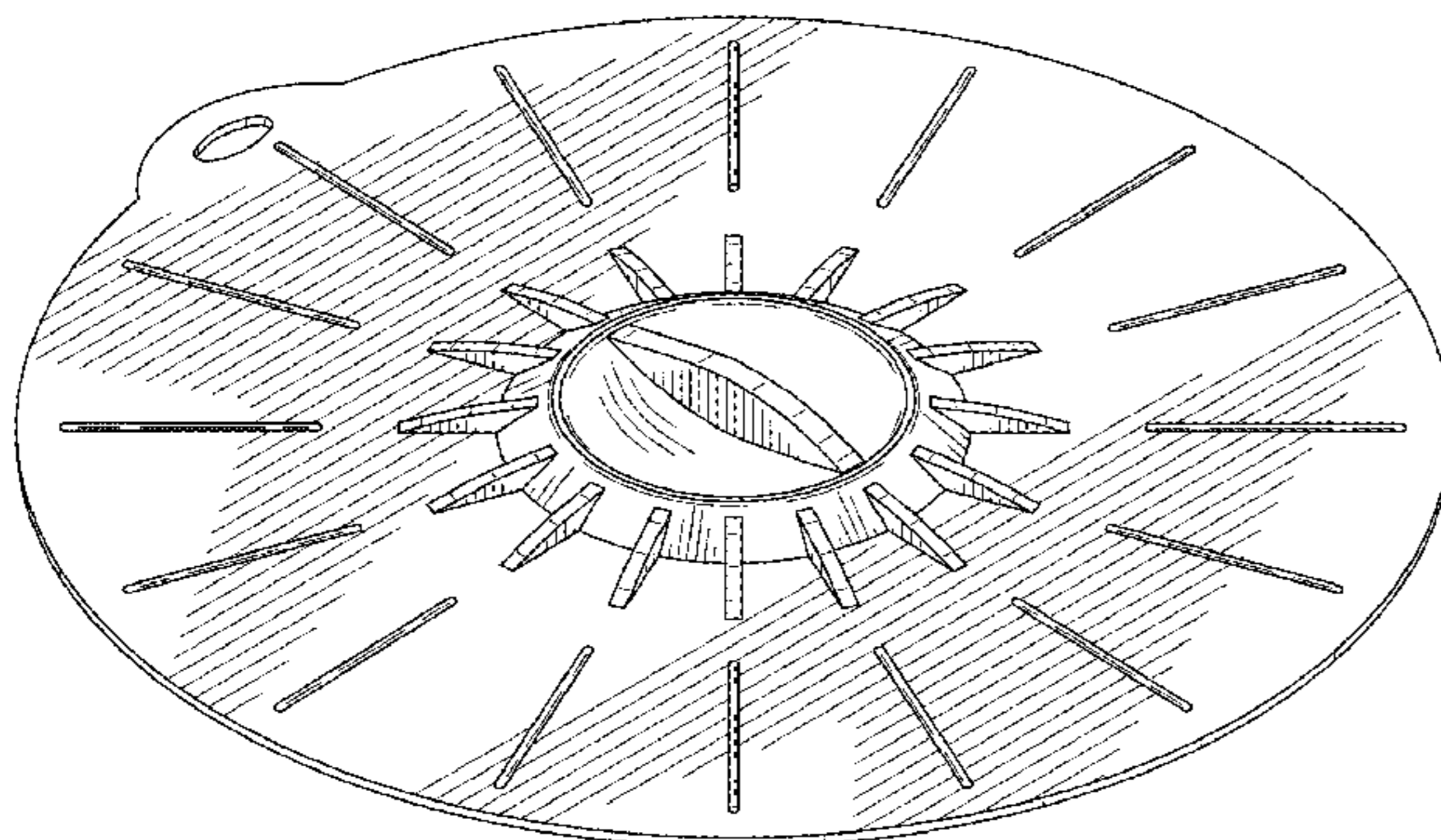
(57) **CLAIM**

The ornamental design for a flexible lid with handle, as shown and described.

DESCRIPTION

FIG. 1 is a first perspective view of a flexible lid with handle showing my new design;
 FIG. 2 is a back view thereof;
 FIG. 3 is a front view thereof;
 FIG. 4 is a top view thereof;
 FIG. 5 is a bottom view thereof;
 FIG. 6 is a left side view thereof;
 FIG. 7 is a right side view thereof; and,
 FIG. 8 is a perspective view from below.

1 Claim, 4 Drawing Sheets



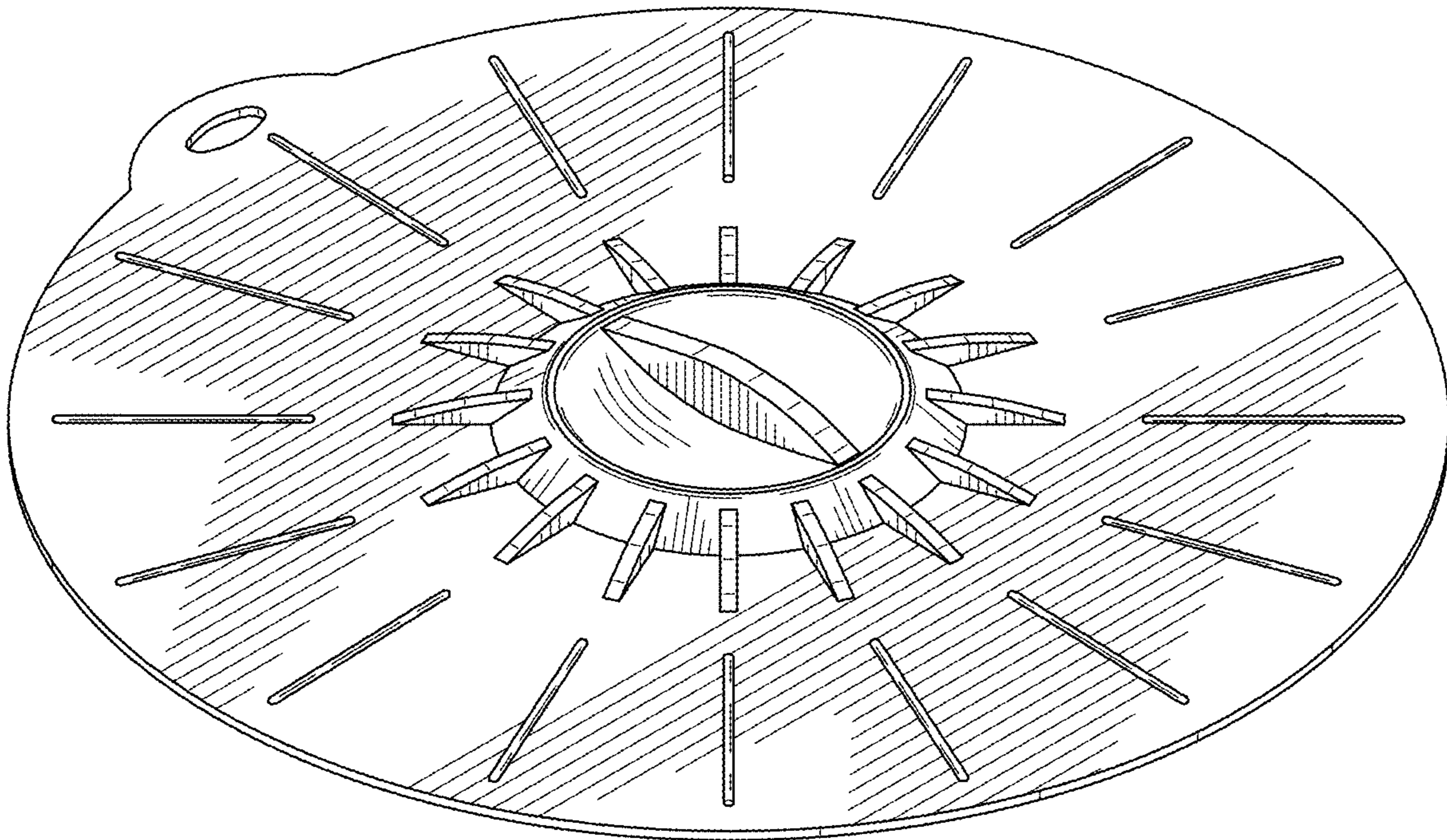


FIG. 1

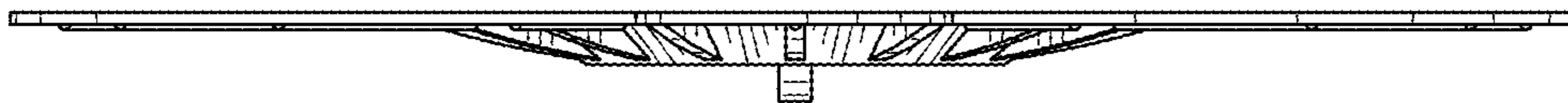


FIG. 2



FIG. 3

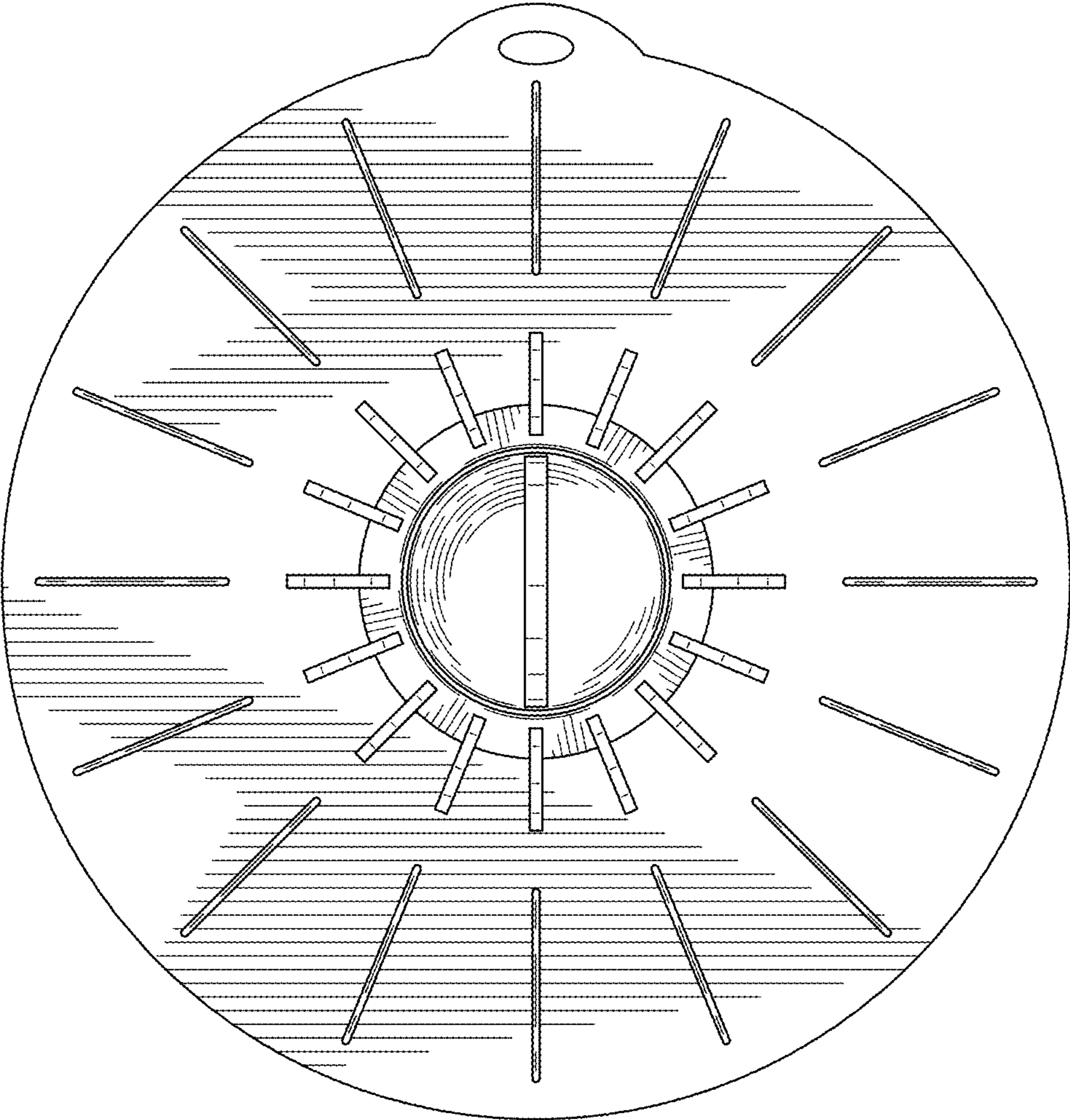


FIG. 4

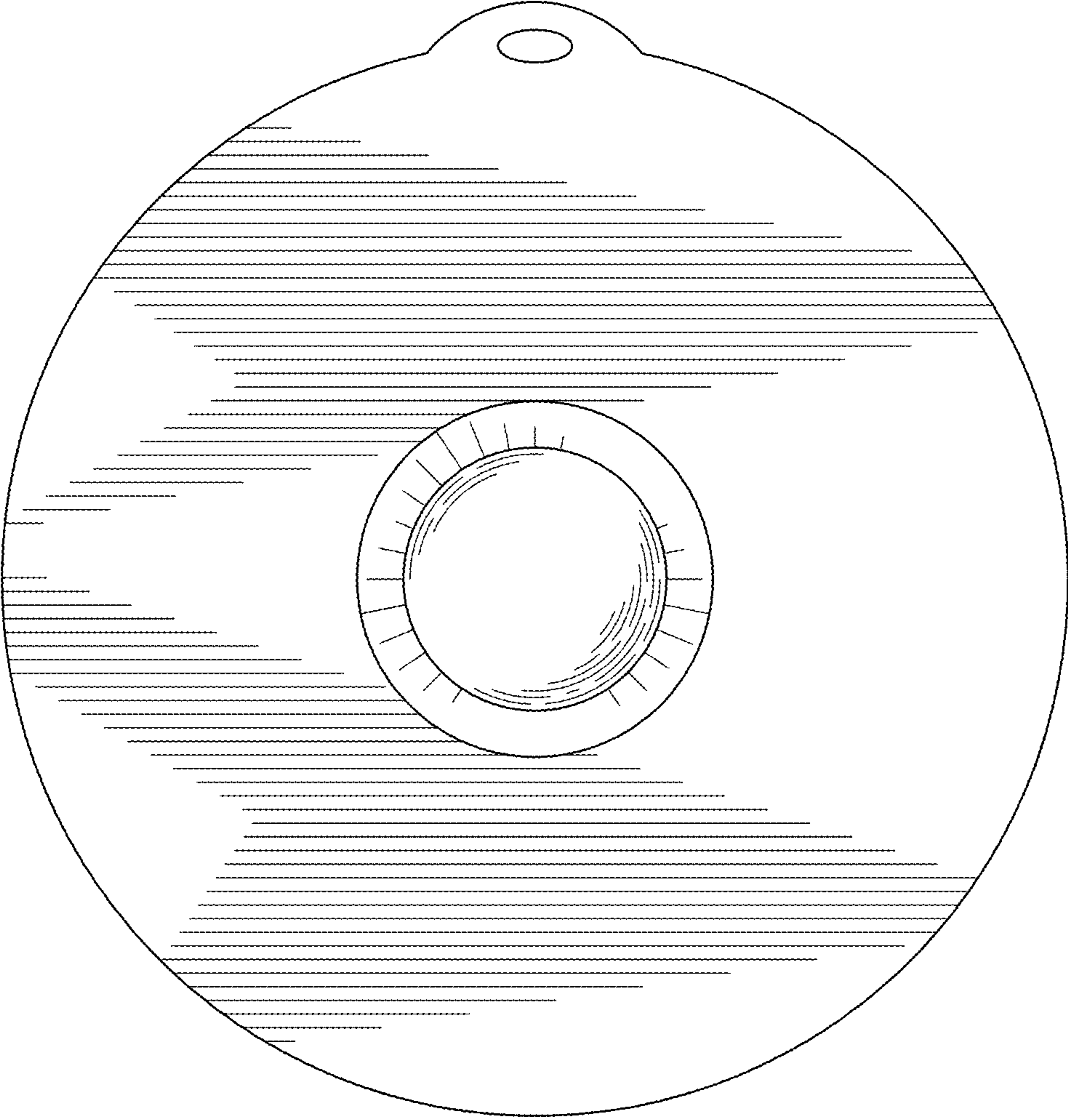


FIG. 5

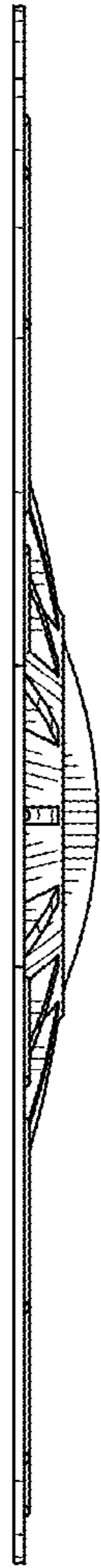


FIG. 6

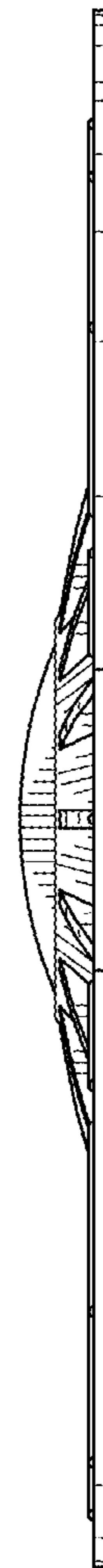


FIG. 7

FIG. 8

