



US00D906039S

(12) **United States Design Patent** (10) **Patent No.:** **US D906,039 S**  
**Ludwig et al.** (45) **Date of Patent:** **\*\* Dec. 29, 2020**

(54) **PLATE COVERS**

- (71) Applicant: **Whirley Industries, Inc.**, Warren, PA (US)
- (72) Inventors: **Benjamin L. Ludwig**, Warren, PA (US); **Peter Dorney**, Warren, PA (US); **Matthew Schlotzhauer**, Warren, PA (US)
- (73) Assignee: **Whirley Industries, Inc.**, Warren, PA (US)
- (\*\*) Term: **15 Years**
- (21) Appl. No.: **29/729,977**
- (22) Filed: **Mar. 31, 2020**

**Related U.S. Application Data**

- (60) Division of application No. 29/705,125, filed on Sep. 10, 2019, now Pat. No. Des. 884,415, and a continuation of application No. 16/376,042, filed on Apr. 5, 2019, and a continuation of application No. 29/686,581, filed on Apr. 5, 2019, now Pat. No. Des. 877,559.
- (51) **LOC (12) Cl.** ..... **07-02**
- (52) **U.S. Cl.**  
USPC ..... **D7/391; D7/354**
- (58) **Field of Classification Search**  
USPC ..... D7/391, 392, 392.1, 393, 397, 629; D9/414, 424-432, 435, 447, 451-452  
CPC ..... A47G 19/26; A47J 36/027; A47J 36/06; A47J 37/10; A47J 37/101; B65D 21/0209; B65D 43/00; B65D 43/02; B65D 43/0212; B65D 43/022; B65D 43/161; B65D 43/162; B65D 45/00; B65D 45/16; B65D 45/18; B65D 51/16; B65D 51/1683; B65D 51/1688; B65D 51/1694; B65F 1/1615

See application file for complete search history.

(56) **References Cited**

U.S. PATENT DOCUMENTS

- 1,973,449 A \* 9/1934 Tighe, Jr. .... A47G 19/26 220/200
- D168,462 S \* 12/1952 Krilow ..... D7/392.1
- D169,004 S \* 3/1953 Krilow ..... D7/392.1
- 3,066,824 A \* 12/1962 Bostrom ..... B65D 43/0212 220/784
- 3,429,369 A \* 2/1969 Segal ..... A47G 19/26 165/47
- D588,866 S \* 3/2009 Ho ..... D7/391

(Continued)

*Primary Examiner* — Ricky Pham

(74) *Attorney, Agent, or Firm* — Buchanan Ingersoll & Rooney PC

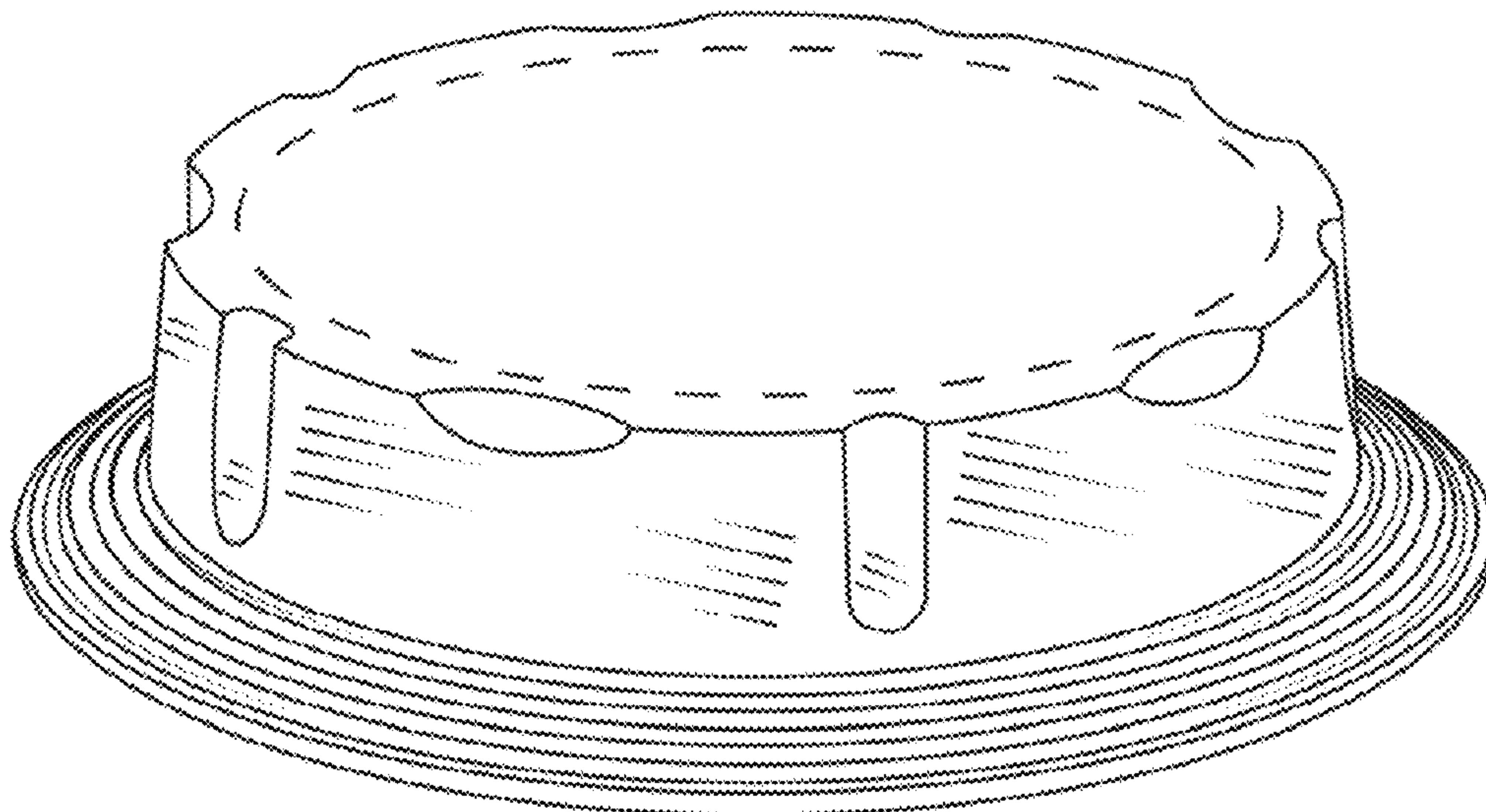
(57) **CLAIM**

The ornamental design for a plate cover, as shown and described.

**DESCRIPTION**

FIG. 1 is a perspective view of a first embodiment of a plate cover;  
 FIG. 2 is a front view of FIG. 1, wherein the rear view is a mirror image of the front view;  
 FIG. 3 is a left-side view of FIG. 1, wherein the right-side view is a mirror image of the left-side view;  
 FIG. 4 is a top view of FIG. 1;  
 FIG. 5 is a bottom view of FIG. 1;  
 FIG. 6 is a perspective view of a second embodiment of a plate cover;  
 FIG. 7 is a front view of FIG. 6, wherein the rear view is a mirror image of the front view;  
 FIG. 8 is a left-side view of FIG. 6, wherein the right-side view is a mirror image of the left-side view;  
 FIG. 9 is a top view of FIG. 6; and  
 FIG. 10 is a bottom view of FIG. 6.  
 The broken lines in the Figures do not form part of the claimed design.

**1 Claim, 10 Drawing Sheets**



(56)

**References Cited**

U.S. PATENT DOCUMENTS

D682,610 S *	5/2013	Carder .....	D7/392.1
D749,354 S *	2/2016	Lentine .....	D7/391
D867,134 S *	11/2019	Savenok .....	D9/447
D877,559 S *	3/2020	Ludwig .....	D7/391
D884,415 S *	5/2020	Ludwig .....	D7/391
2004/0188442 A1 *	9/2004	Ohyama .....	A47J 36/027 220/367.1

\* cited by examiner




FIG. 1

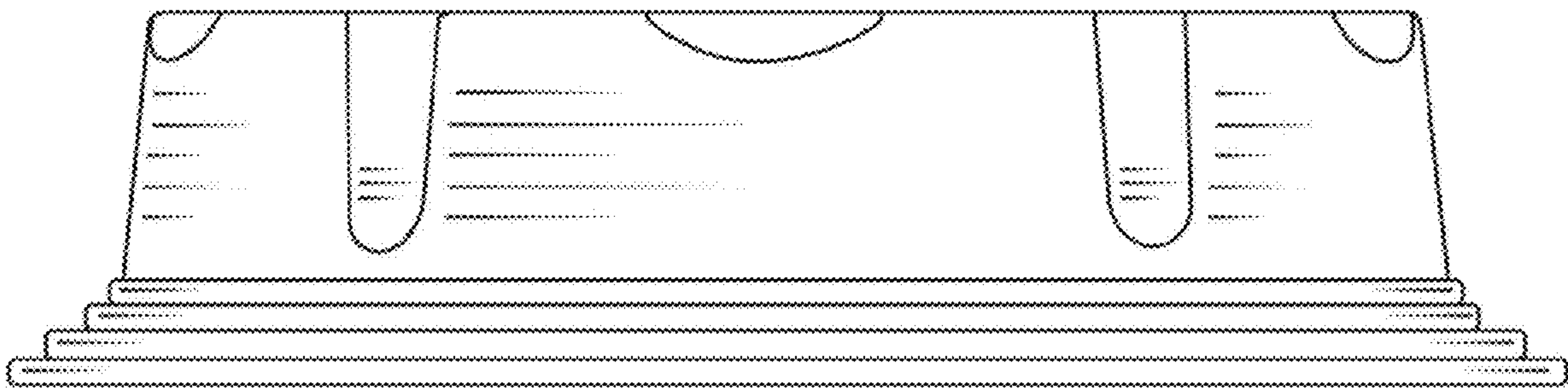


FIG. 2

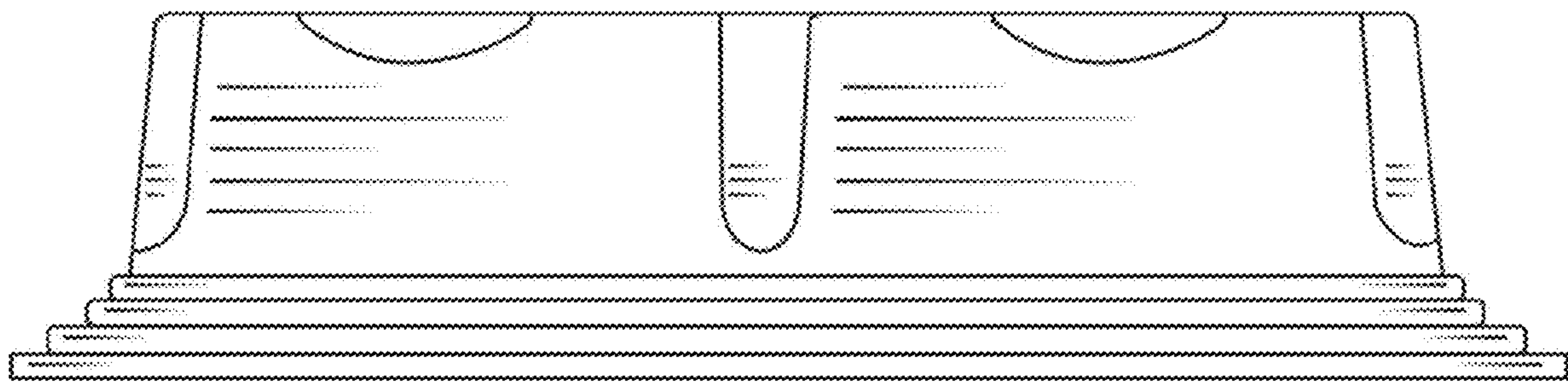


FIG. 3



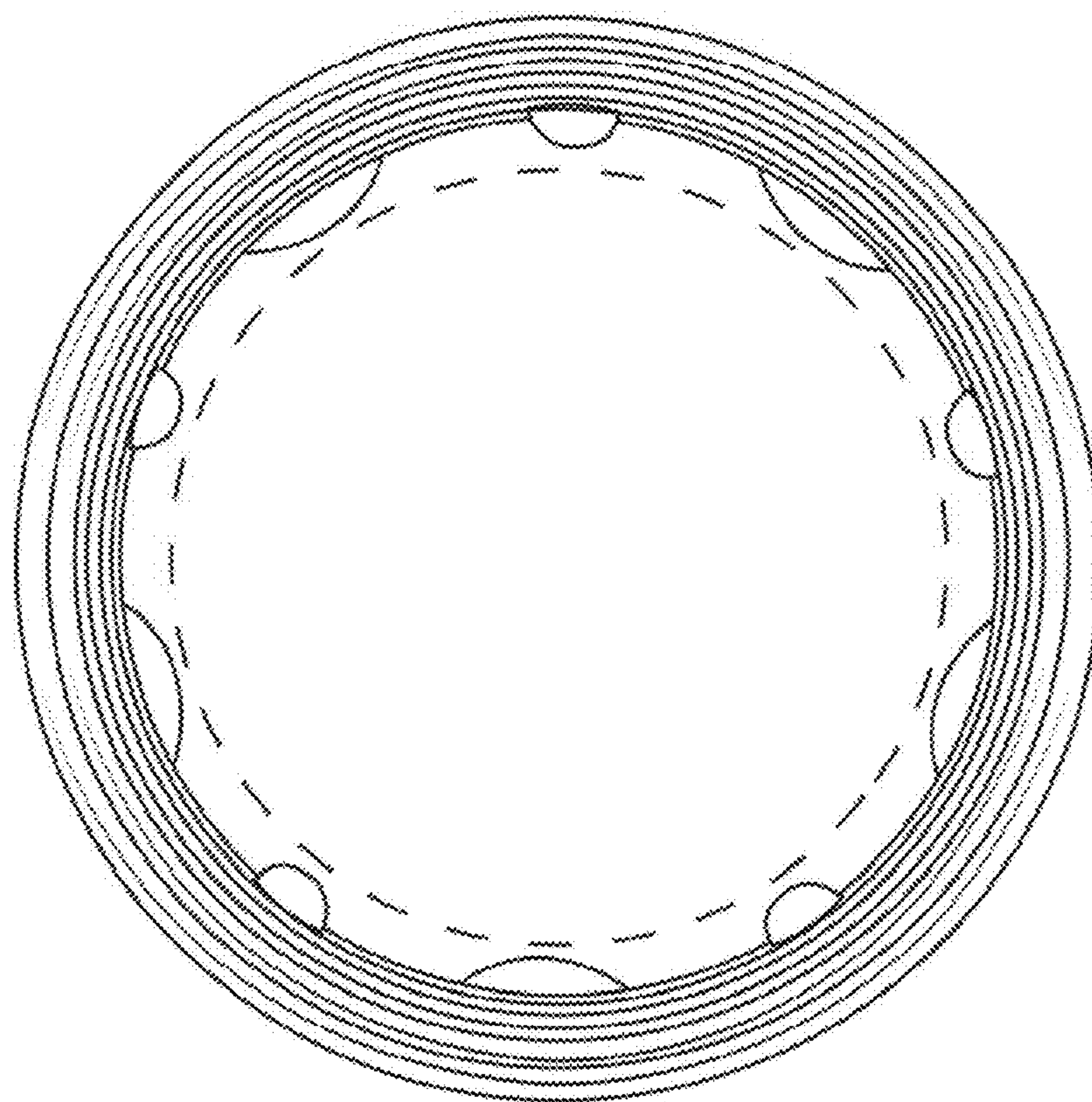


FIG. 4

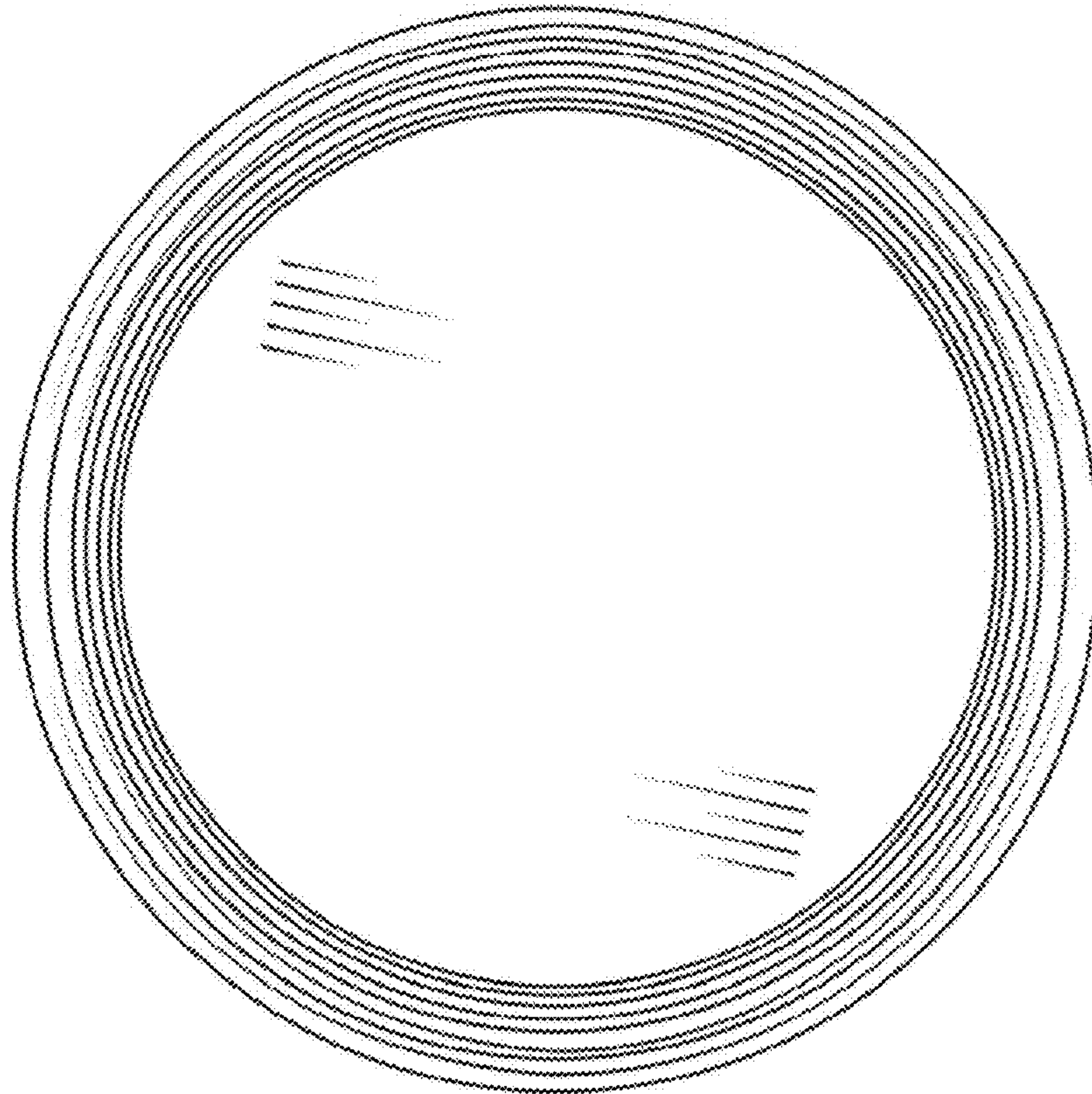


FIG. 5

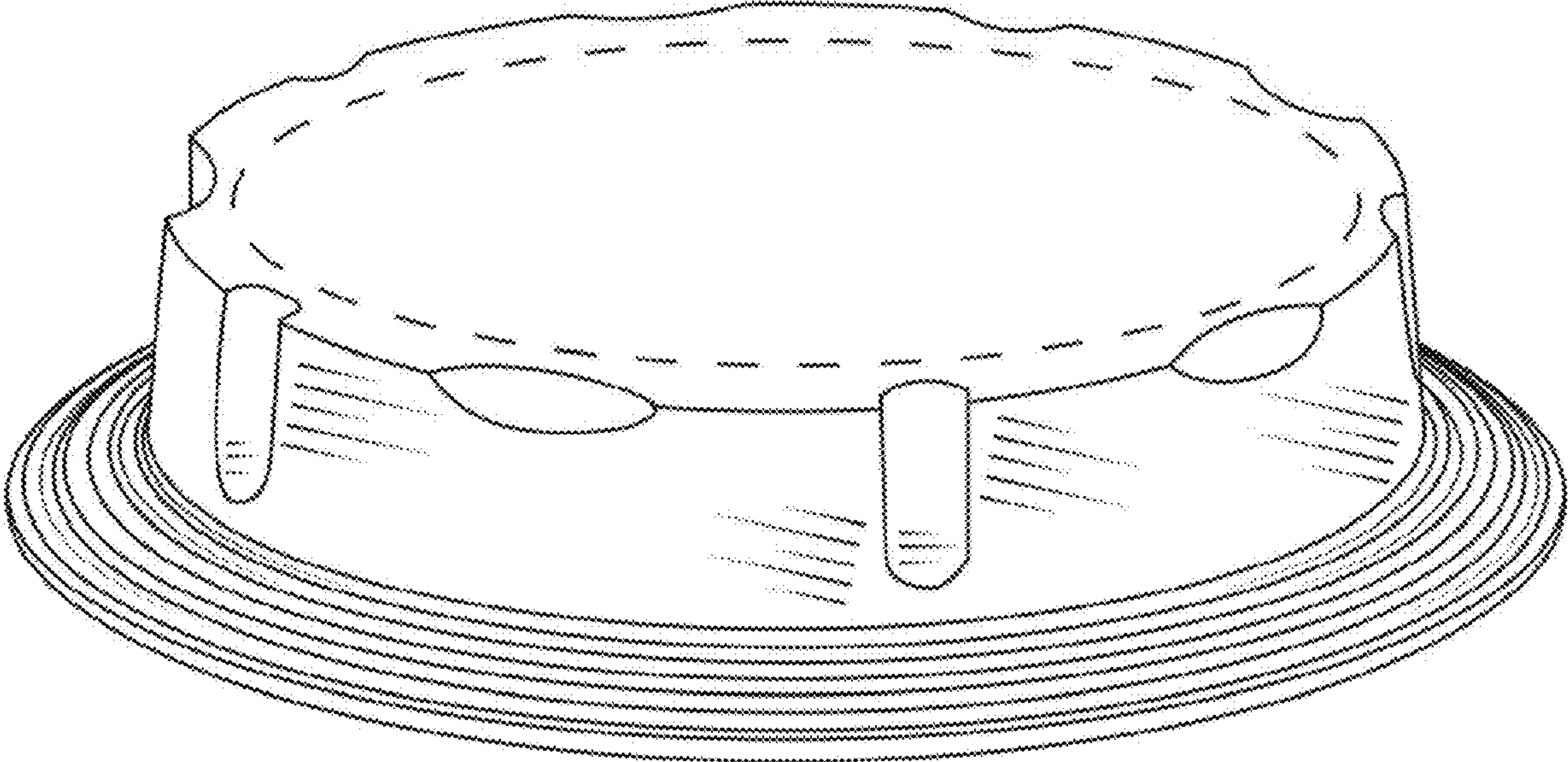


FIG. 6



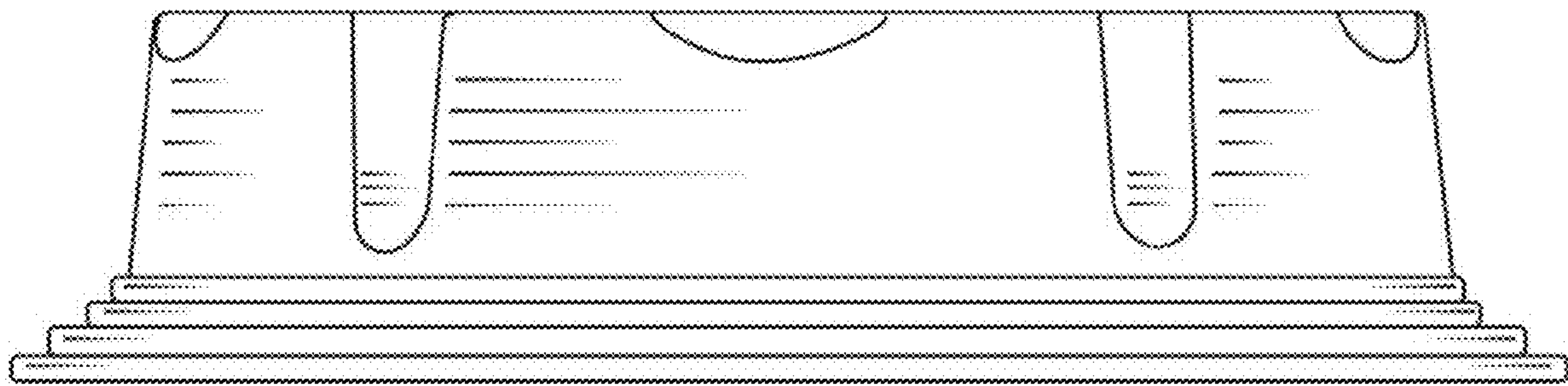


FIG. 7

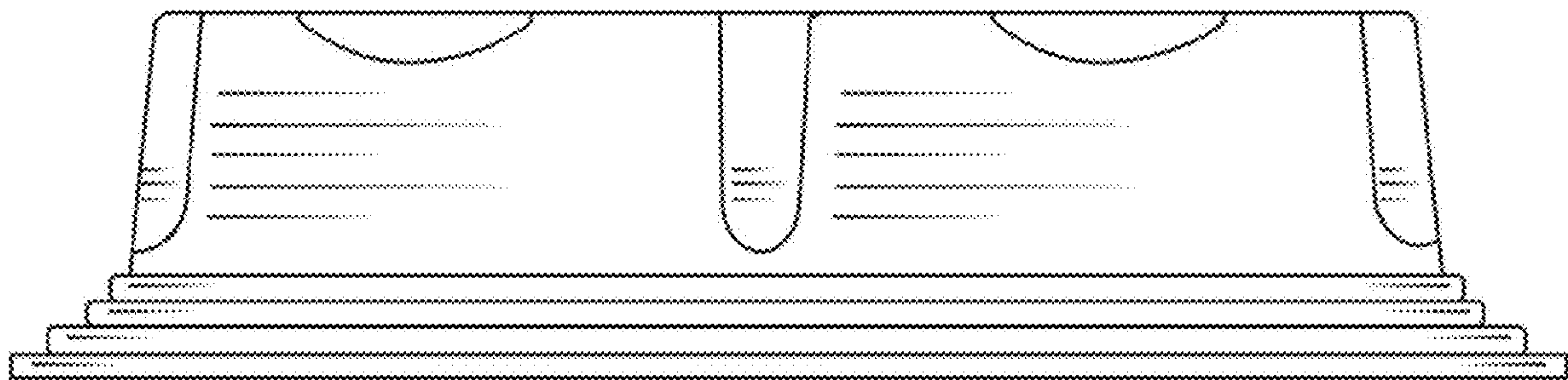


FIG. 8

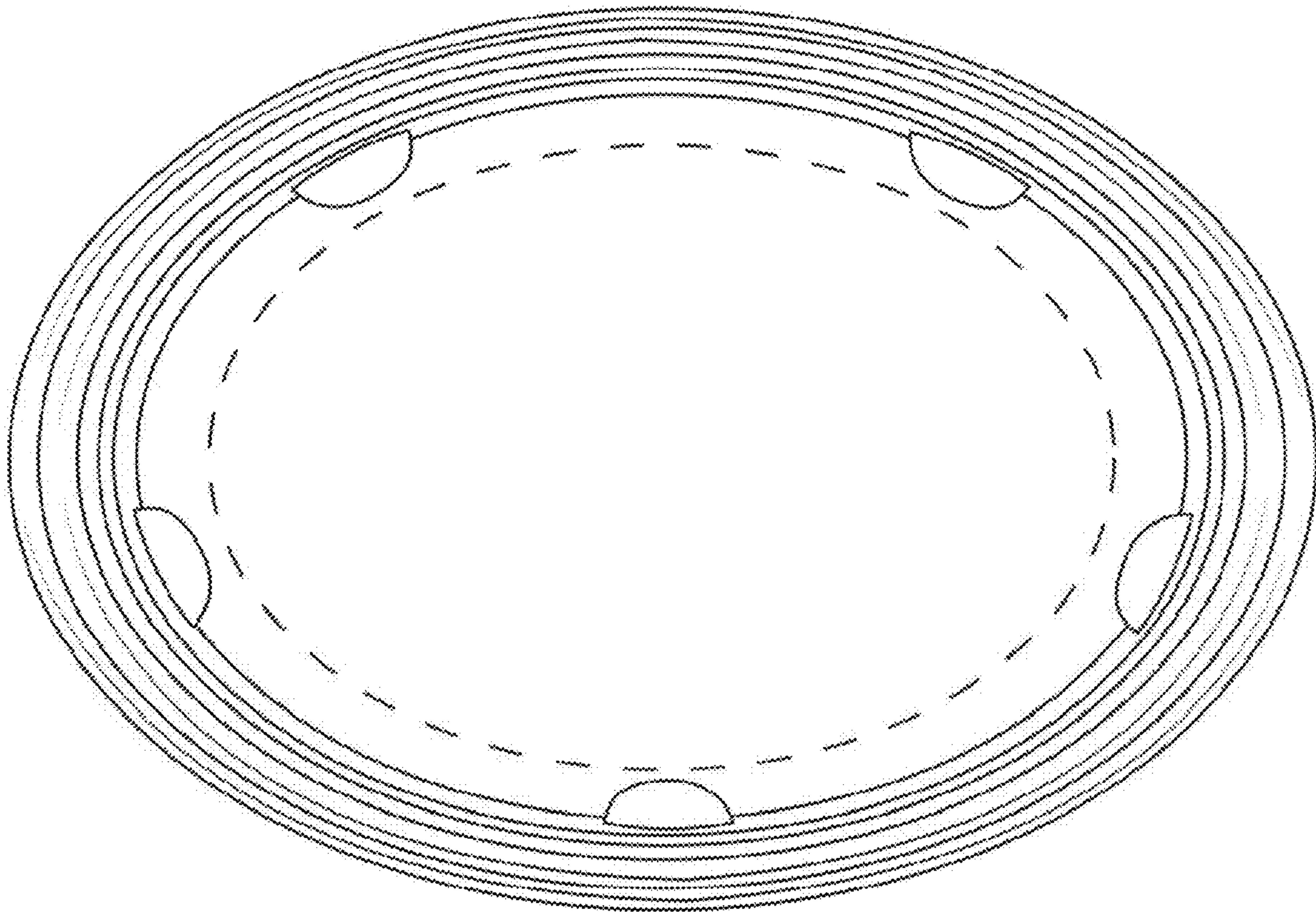


FIG. 9

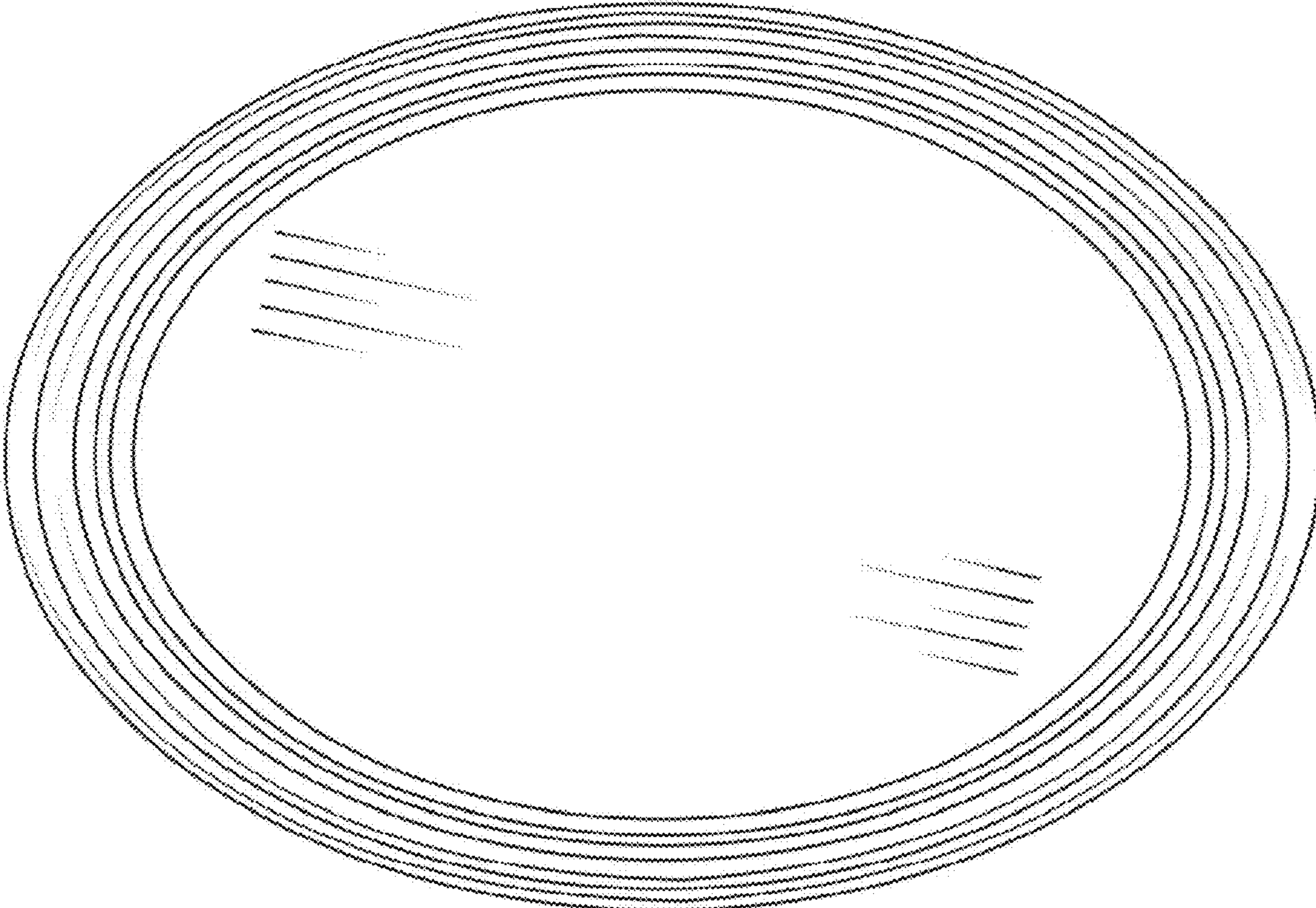


FIG. 10