



US00D906030S

(12) **United States Design Patent**
Chen

(10) **Patent No.:** **US D906,030 S**

(45) **Date of Patent:** **** Dec. 29, 2020**

(54) **HAMMOCK**

(71) Applicant: **Zhonghua Chen**, Ningbo (CN)

(72) Inventor: **Zhonghua Chen**, Ningbo (CN)

(**) Term: **15 Years**

(21) Appl. No.: **29/743,301**

(22) Filed: **Jul. 21, 2020**

(51) **LOC (12) Cl.** **06-06**

(52) **U.S. Cl.**
USPC **D6/718.1**

(58) **Field of Classification Search**
USPC D6/385–387, 718.1
CPC A45F 3/22; A45F 3/26
See application file for complete search history.

(56) **References Cited**

U.S. PATENT DOCUMENTS

4,162,550	A *	7/1979	Willingham	A45F 3/22 5/120
4,800,601	A *	1/1989	DeCaro	A45F 3/22 24/128
D380,623	S *	7/1997	McCain	D6/387
D443,431	S	6/2001	Tseng		
6,415,464	B1 *	7/2002	Hsieh	A45F 3/22 5/120
6,418,576	B1 *	7/2002	Starkweather	A45F 3/22 5/123
6,782,570	B1 *	8/2004	Bhatt	A45F 3/22 5/120
D555,932	S	11/2007	Karabin		
D557,924	S *	12/2007	Karabin	A45F 3/22 D6/387
D657,585	S	4/2012	Zhou		
D683,994	S	6/2013	Logothetis		
D706,069	S *	6/2014	Robbins	A45F 3/22 D6/718.1
D706,070	S *	6/2014	Matthews, II	A45F 3/22 D6/718.1

D714,071	S *	9/2014	Matthews, II	A45F 3/22 D6/387
D817,657	S	5/2018	Weng		
D831,994	S *	10/2018	Ressler	A45F 3/22 D6/387
2003/0079283	A1 *	5/2003	Vann	A45F 3/22 5/122
2004/0154098	A1 *	8/2004	Bhatt	A45F 3/22 5/122
2005/0132492	A1 *	6/2005	Orians	A45F 3/22 5/122

(Continued)

Primary Examiner — Cathron C Brooks

(74) *Attorney, Agent, or Firm* — Bayramoglu Law Offices LLC

(57) **CLAIM**

The ornamental design for a hammock, as shown and described.

DESCRIPTION

FIG. 1 is a perspective view of a hammock showing my new design;

FIG. 2 is a top view thereof;

FIG. 3 is a bottom view thereof;

FIG. 4 is another perspective view thereof;

FIG. 5 is a partially enlarged view showing the area “A” in FIG. 2 in a connected configuration; and,

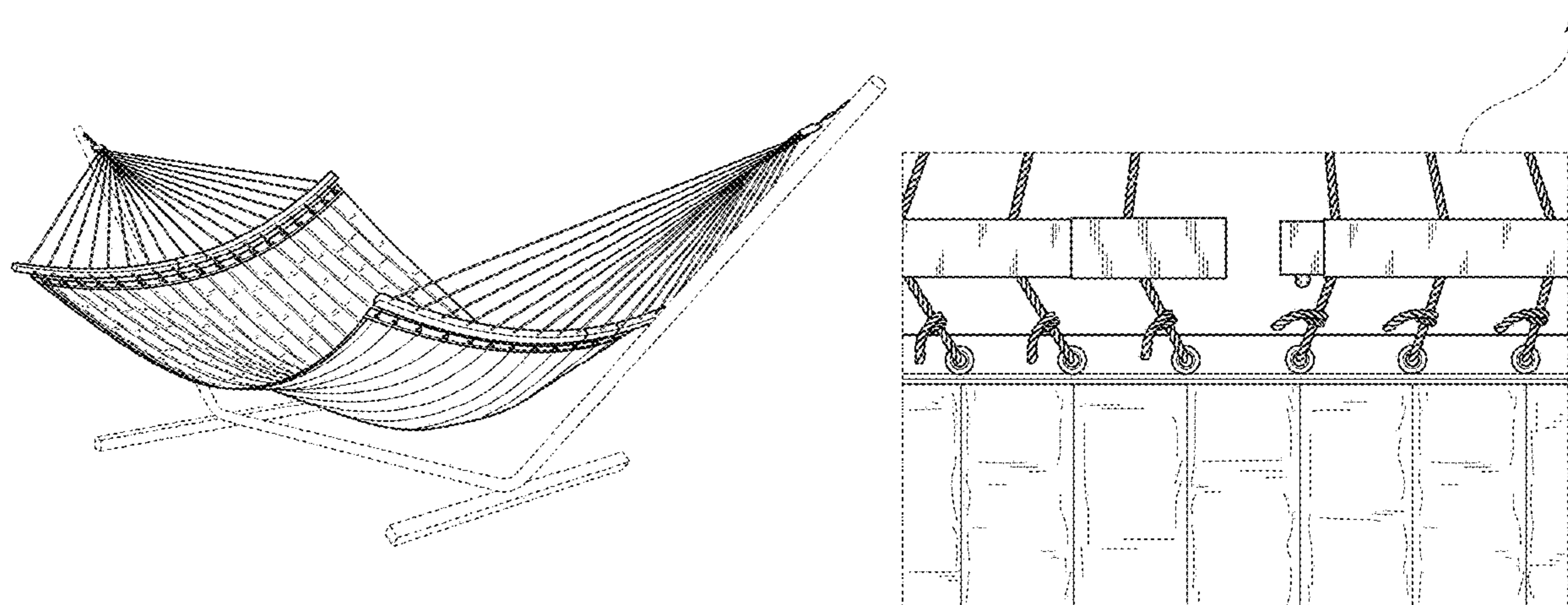
FIG. 6 is a partially enlarged view showing the area “A” in FIG. 2 in a detached configuration.

The rods at both sides of the hammock are detachable as shown in FIG. 6.

In FIG. 1, the broken line showing of the hammock stand is for the purpose of illustrating the environmental structure and forms no part of the claimed design.

In FIG. 2, FIG. 5 and FIG. 6, the broken lines indicating an enlargement portion of the design form no part of the claimed design.

1 Claim, 6 Drawing Sheets



(56)

References Cited

U.S. PATENT DOCUMENTS

2005/0144719 A1* 7/2005 Branch A45F 3/22
5/122
2014/0230146 A1* 8/2014 Matthews, II A45F 3/22
5/120

* cited by examiner

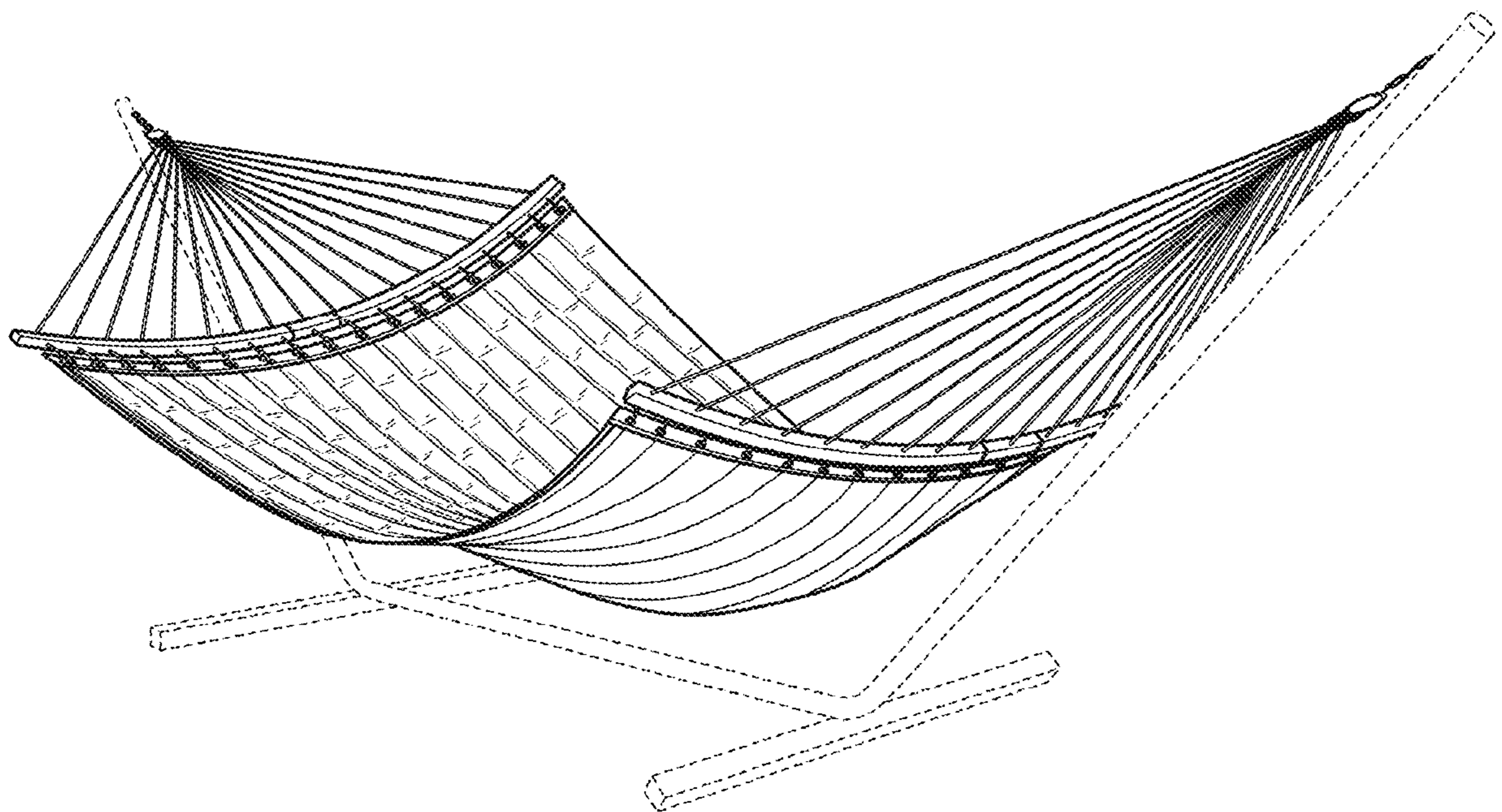


Fig. 1




Fig. 2




Fig. 3

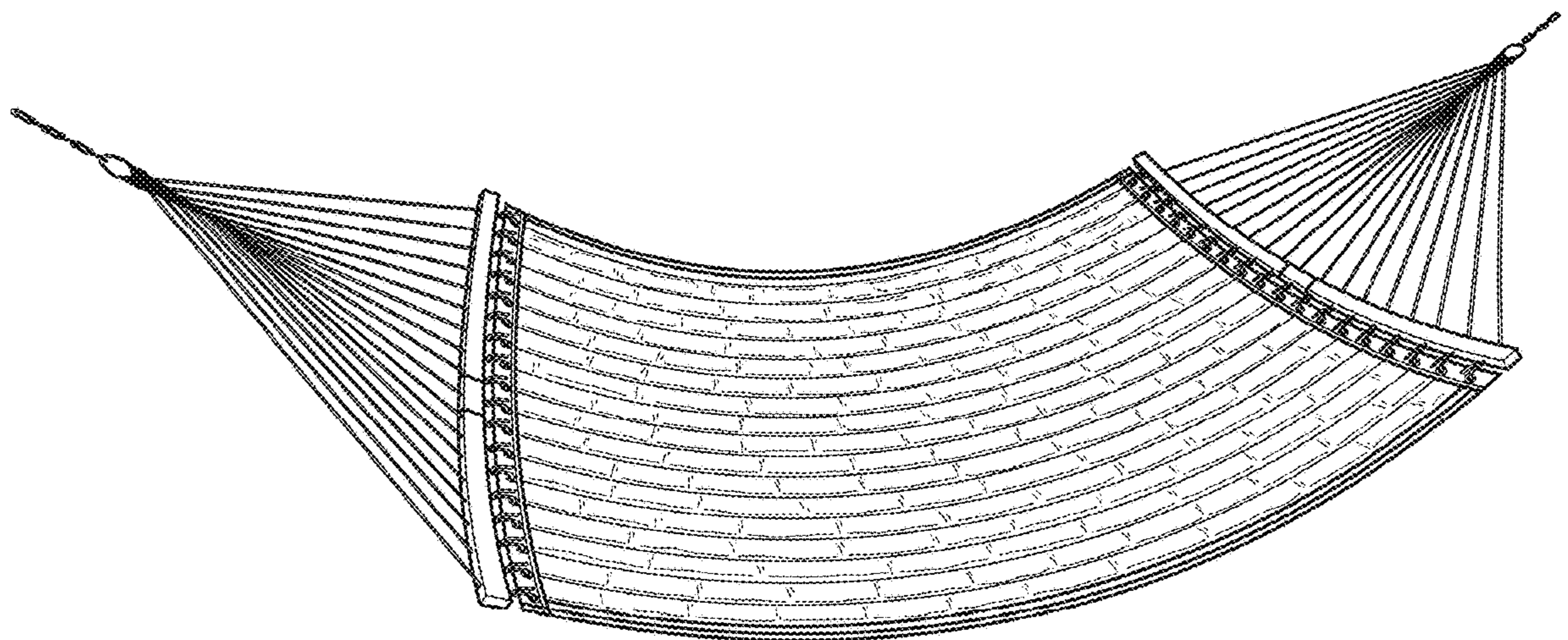


Fig. 4

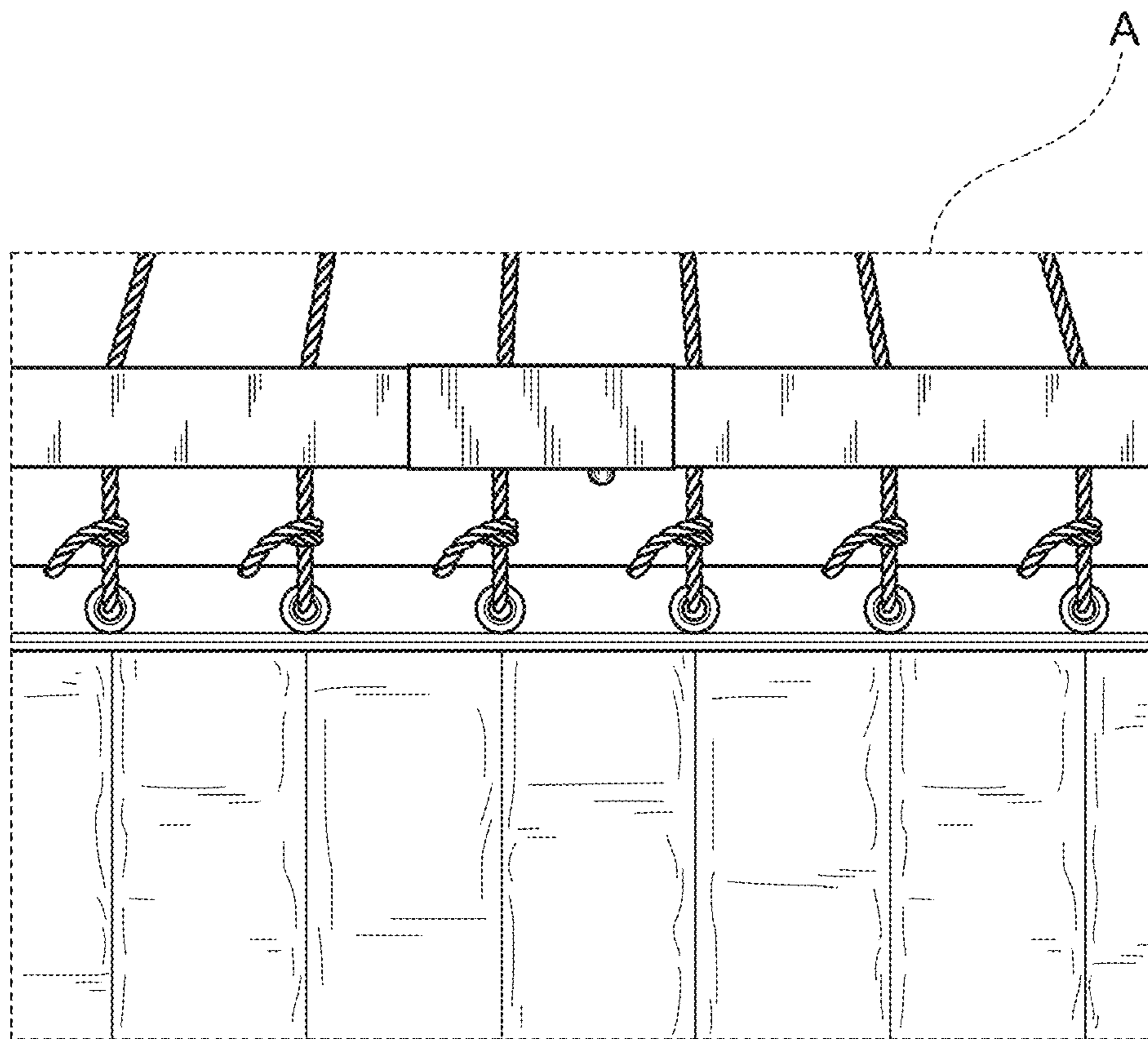


Fig. 5

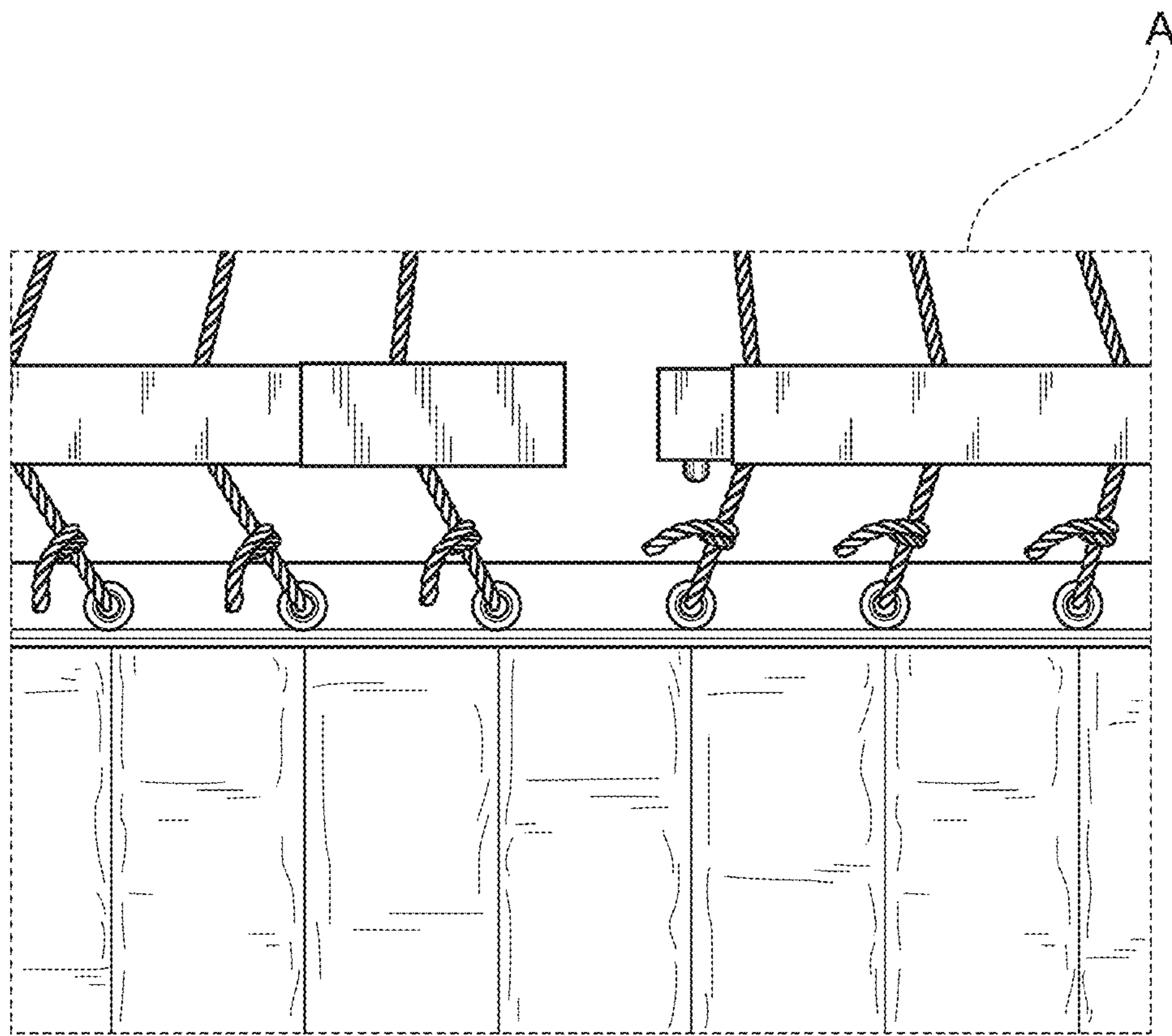


Fig. 6