



US00D906026S

(12) **United States Design Patent**  
**Inouye et al.**

(10) **Patent No.:** **US D906,026 S**  
(45) **Date of Patent:** **\*\* Dec. 29, 2020**

(54) **RETAIL FIXTURE**

(71) Applicant: **Apple Inc.**, Cupertino, CA (US)

(72) Inventors: **Allison Inouye**, San Francisco, CA (US); **Jean-Marc Gady**, Los Altos, CA (US); **Ismael Flores Trujano**, San Jose, CA (US); **Gregory Guillaume Lespinard**, San Jose, CA (US); **Mi Zou**, San Francisco, CA (US); **Po Huang**, San Jose, CA (US); **Wesley Bryan Hamm**, San Francisco, CA (US); **Russell John Kaaihue Heirakuji**, Cupertino, CA (US); **Joshua Robert Edwards**, Santa Cruz, CA (US); **Nicholas E. Corti**, San Francisco, CA (US); **Manuel Dejesus**, San Francisco, CA (US); **Alice Marlin Brugger**, San Francisco, CA (US)

(73) Assignee: **Apple Inc.**, Cupertino, CA (US)

(\*\*) Term: **15 Years**

(21) Appl. No.: **29/713,511**

(22) Filed: **Nov. 15, 2019**

(51) **LOC (12) Cl.** ..... **06-06**

(52) **U.S. Cl.**  
USPC ..... **D6/675.1**

(58) **Field of Classification Search**  
USPC ..... D6/672, 675, 675.1, 678, 678.1, 682, 682.3, 682.4, 683, 683.1  
CPC ..... A47B 47/00; A47B 43/00; A47B 57/00; A47F 5/00; A47F 5/0062; A47F 5/0018; A47F 5/0043

See application file for complete search history.

(56) **References Cited**

**U.S. PATENT DOCUMENTS**

D365,947 S \* 1/1996 Howard ..... D6/675.1  
D488,633 S \* 4/2004 Richardson ..... D6/673

D497,495 S \* 10/2004 Richardson ..... D6/662.1  
D519,115 S \* 4/2006 Lee ..... D14/307  
D557,041 S \* 12/2007 Lee ..... D6/702  
D567,535 S \* 4/2008 Hentschker ..... D6/675  
D641,987 S \* 7/2011 Giroux ..... D6/675  
D641,988 S \* 7/2011 Giroux ..... D6/675  
D641,989 S \* 7/2011 Giroux ..... D6/672  
D641,990 S \* 7/2011 Giroux ..... D6/672  
D641,992 S \* 7/2011 Giroux ..... D6/672  
D642,399 S \* 8/2011 Giroux ..... D6/672  
D655,947 S \* 3/2012 Doane ..... D6/661  
D693,156 S 11/2013 Hamm et al.  
D698,189 S \* 1/2014 Woelfel ..... D6/672  
D699,056 S \* 2/2014 Woelfel ..... D6/672  
D708,872 S \* 7/2014 Woelfel ..... D6/672  
D734,965 S 7/2015 Tio et al.  
D757,465 S \* 5/2016 Woelfel ..... D6/672  
D791,519 S \* 7/2017 Jordan ..... D6/678  
D793,137 S \* 8/2017 Federwisch ..... D6/702

(Continued)

*Primary Examiner* — Kelley A Donnelly

(74) *Attorney, Agent, or Firm* — Sterne, Kessler, Goldstein & Fox P.L.L.C.

(57) **CLAIM**

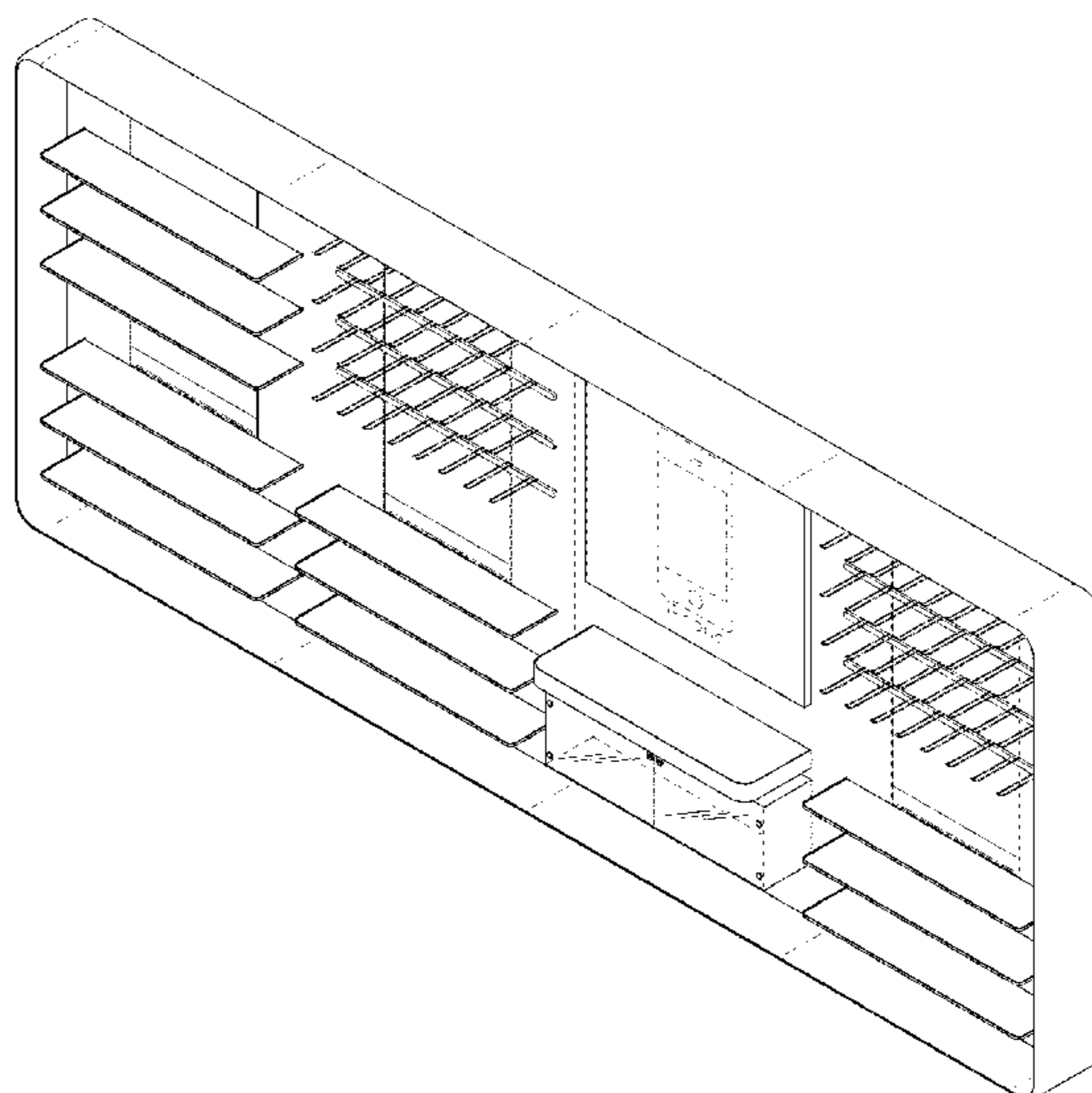
The ornamental design for a retail fixture, as shown and described.

**DESCRIPTION**

FIG. 1 is a top front perspective view of a retail fixture showing the claimed design;  
FIG. 2 is a front view thereof;  
FIG. 3 is a rear view thereof;  
FIG. 4 is a left side view thereof;  
FIG. 5 is a right side view thereof;  
FIG. 6 is a top view thereof; and,  
FIG. 7 is a bottom view thereof.

The dashed broken lines in the figures show portions of the retail fixture that form no part of the claimed design.

**1 Claim, 5 Drawing Sheets**



(56)

**References Cited**

U.S. PATENT DOCUMENTS

D821,116 S	6/2018	Hamm et al.	
D821,117 S	6/2018	Gorman et al.	
D847,545 S *	5/2019	Hales .....	D6/675.1
D867,035 S	11/2019	Brugger et al.	
D867,036 S	11/2019	Brugger et al.	
D877,548 S *	3/2020	Brugger .....	D6/675
D885,805 S *	6/2020	Brugger .....	D6/675

\* cited by examiner

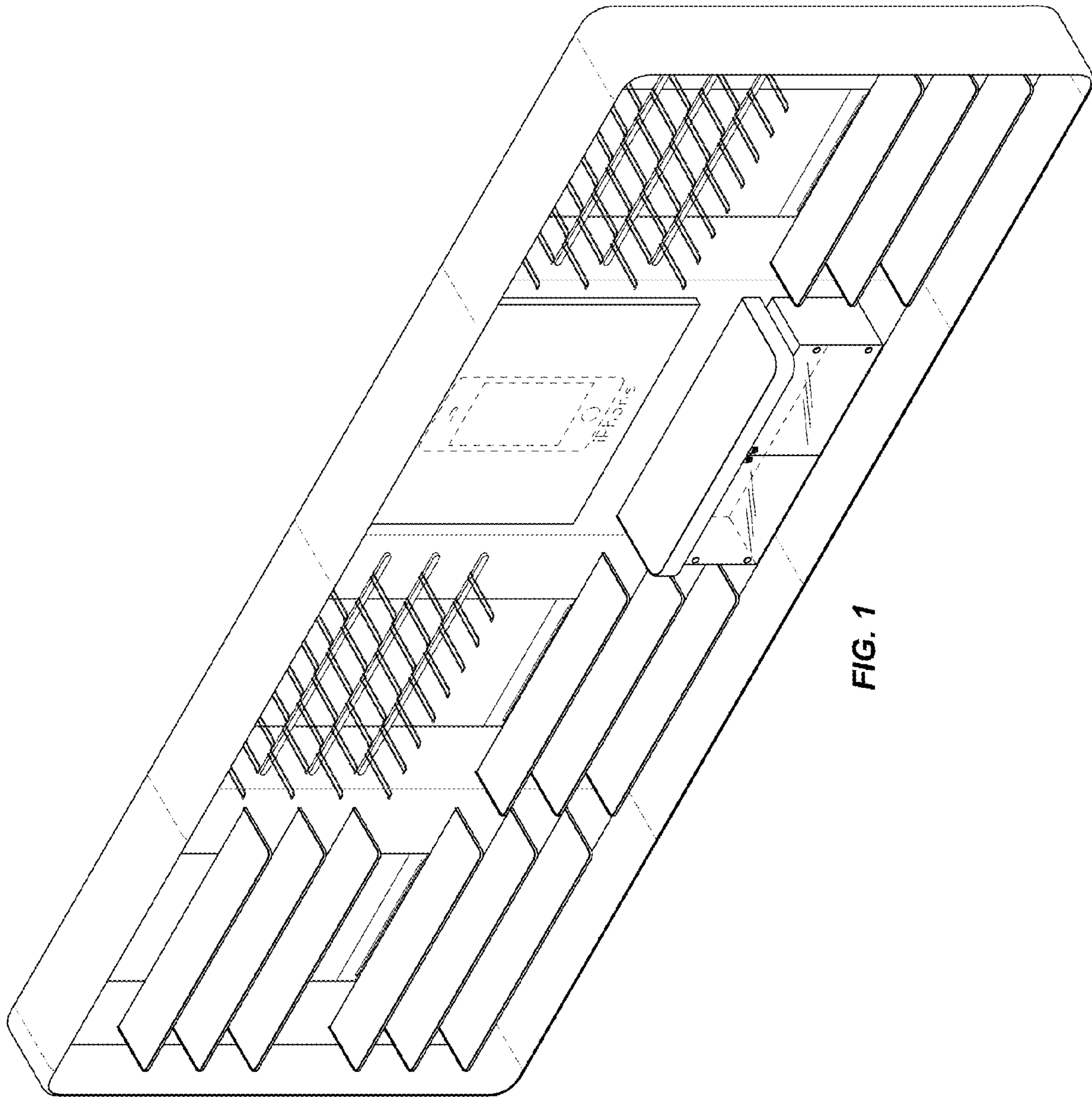


FIG. 1

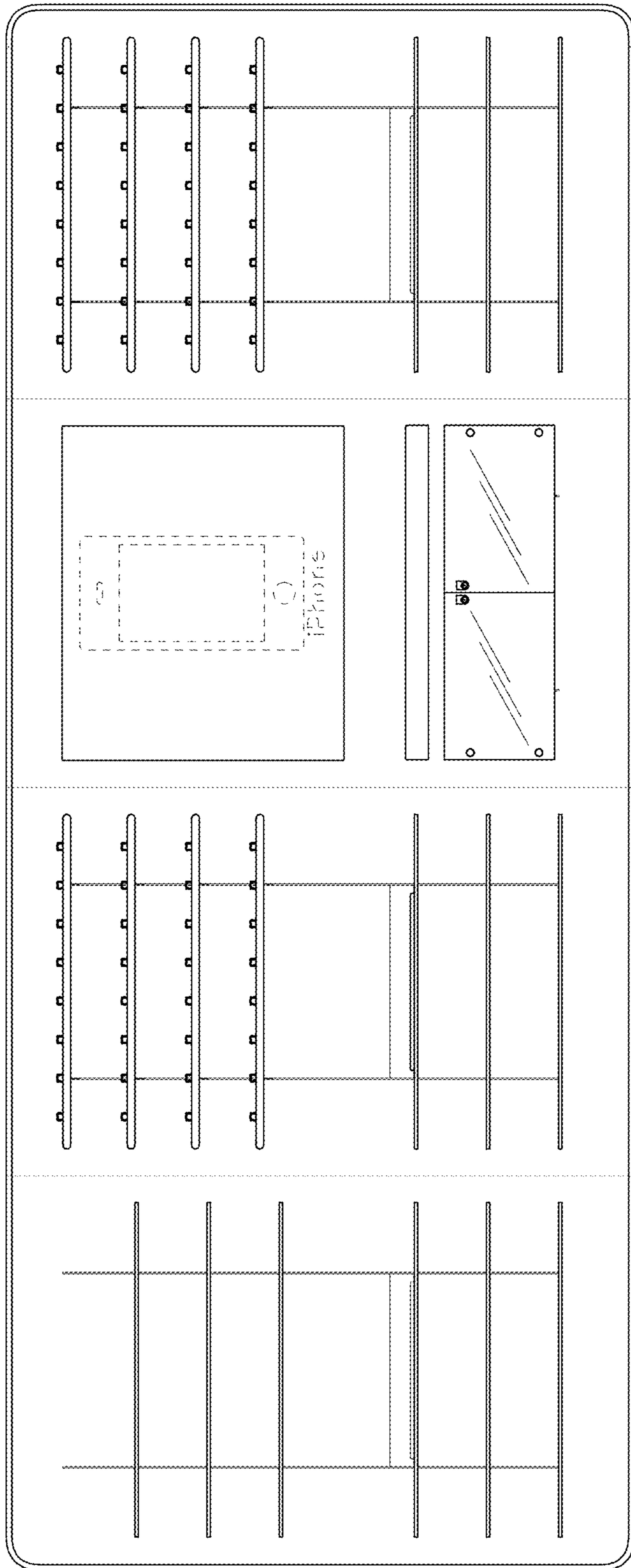



FIG. 2



**FIG. 3**




FIG. 5




FIG. 4

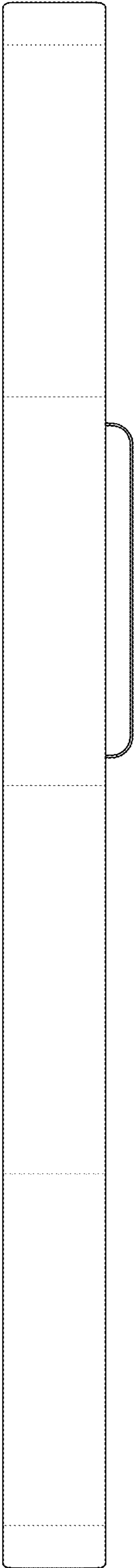


FIG. 6

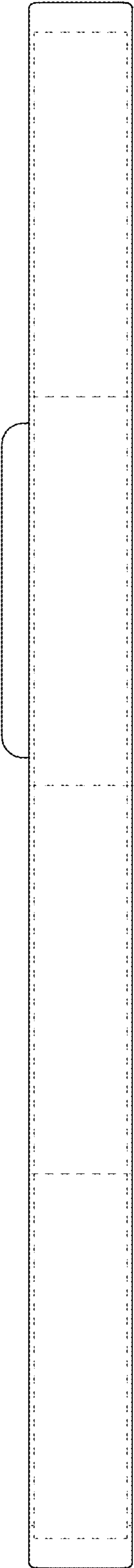


FIG. 7