



US00D906025S

(12) **United States Design Patent**
Bell et al.

(10) **Patent No.:** **US D906,025 S**

(45) **Date of Patent:** **** Dec. 29, 2020**

(54) **SHELF DISPENSING UNIT**

(71) Applicants: **Matthew D. Bell**, Cincinnati, OH (US);
Mariah A. Combs, Franklin, TN (US);
Robert Charles Best, Cincinnati, OH (US)

(72) Inventors: **Matthew D. Bell**, Cincinnati, OH (US);
Mariah A. Combs, Franklin, TN (US);
Robert Charles Best, Cincinnati, OH (US)

(73) Assignee: **APEX INDUSTRIAL TECHNOLOGIES LLC**, Mason, OH (US)

(**) Term: **15 Years**

(21) Appl. No.: **29/676,491**

(22) Filed: **Jan. 11, 2019**

(51) **LOC (12) Cl.** **20-02**

(52) **U.S. Cl.**

USPC **D6/675.1**

(58) **Field of Classification Search**

USPC D6/300, 310, 320, 329, 512, 513, 514,
D6/515, 545, 567, 574, 641, 642, 661,
D6/662.1, 663-691, 694, 702, 705, 705.2,
D6/705.4, 705.5, 705.6, 705.7, 706,
D6/708.16, 712, 719; D7/300, 301, 302,
D7/303, 304, 305, 306, 307, 308, 309,
D7/310, 311, 312, 313, 314, 315, 316,
D7/317, 318, 319, 320, 321, 322, 396.1,
D7/552.2, 600, 600.1, 600.4, 701; D8/71,
D8/354, 363, 373, 374, 377, 381, 394;
D3/201, 297, 304, 306

CPC A47B 11/00; A47B 9/00; A47B 51/00;
A47B 57/00; A47B 57/08; A47B 57/10;
A47B 57/16; A47B 57/30; A47B 45/00;
A47B 47/00; A47B 47/021; A47B
47/025; A47B 47/027; A47B 87/00; A47B
87/008; A47B 87/02; A47B 87/0207;
A47B 43/00; A47B 43/03; A47B 43/04;
A47B 88/00; A47B 88/40; A47B 88/423;

A47B 88/427; A47B 19/00; A47B 31/00;
A47B 2031/002; A47B 2031/003; A47B
2031/008; A47B 63/00; A47B 61/02;
A47F 1/00; A47F 1/04; A47F 1/12; A47F
3/00; A47F 3/02; A47F 3/0439; A47F
5/00; A47F 5/00; A47F 5/0018; A47F
5/0043; A47F 10/02

See application file for complete search history.

(56) **References Cited**

U.S. PATENT DOCUMENTS

D106,997 S * 11/1937 Thompson D6/675.3
D122,462 S * 9/1940 Griffin D6/675.2

(Continued)

OTHER PUBLICATIONS

Beverage display stand, www.chinapopdisplays.com [online]. Published on or before Aug. 4, 2020, [retrieved on Aug. 4, 2020]. Retrieved from the Internet: <URL:http://www.chinapopdisplays.com/Customized-orange-beverage-display-stand-New-design-retail-floor-display-stand.html> (Year: 2020).*

Primary Examiner — Michael A. Pratt

Assistant Examiner — Adam C Mager

(74) *Attorney, Agent, or Firm* — Thompson Hine LLP

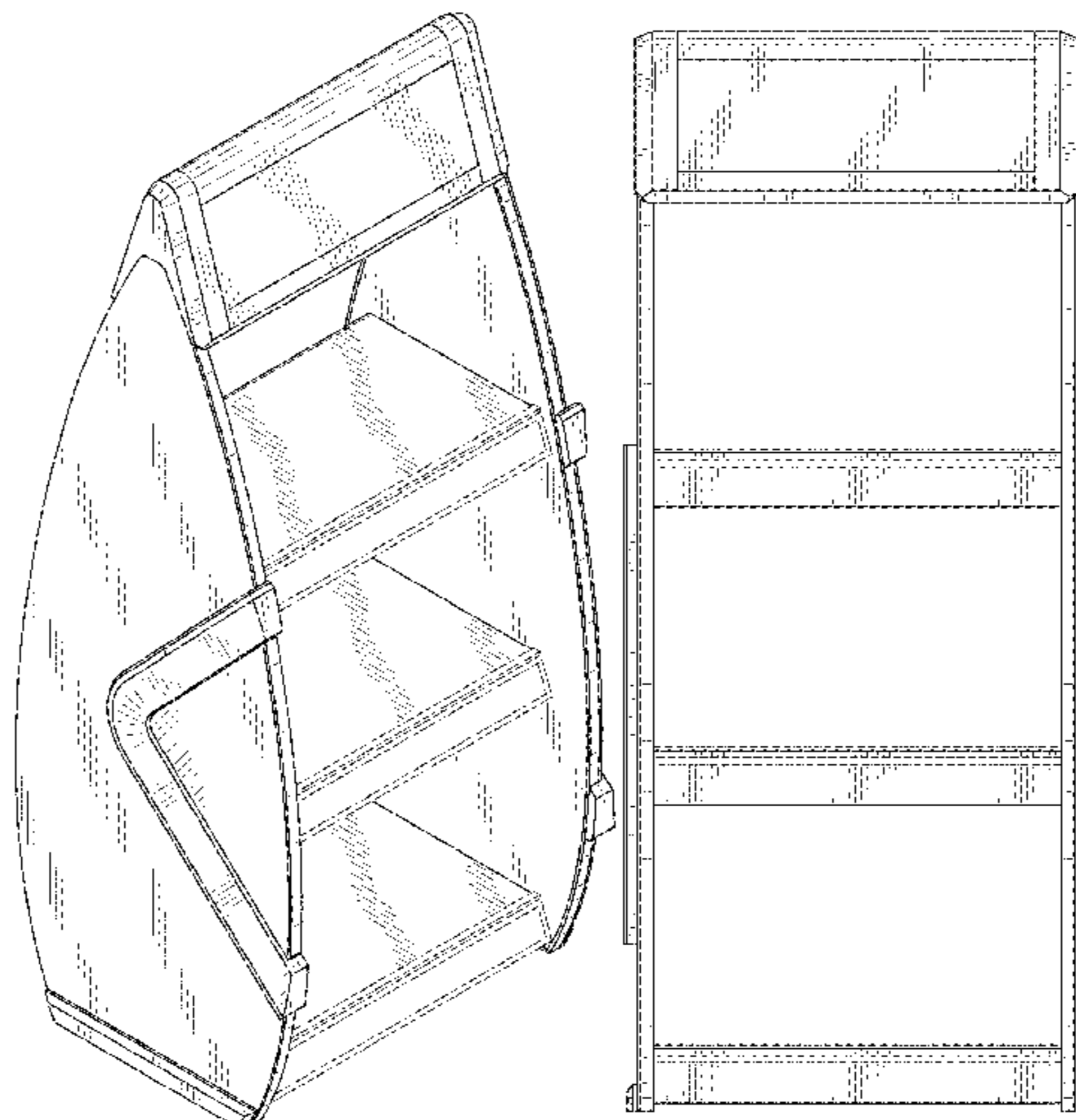
(57) **CLAIM**

The ornamental design for shelf dispensing unit, as shown and described.

DESCRIPTION

FIG. 1 is a perspective view of the design;
FIG. 2 is a front view of the design of FIG. 1;
FIG. 3 is a back view of the design of FIG. 1;
FIG. 4 is a first side view of the design of FIG. 1;
FIG. 5 is a second side view of the design of FIG. 1; and,
FIG. 6 is a top view of the design of FIG. 1.
The broken lines show portions of the shelf dispensing unit that form no part of the claimed design.

1 Claim, 6 Drawing Sheets



(56)

References Cited

U.S. PATENT DOCUMENTS

D182,609	S	*	4/1958	Marshak	D6/678.1
3,028,206	A	*	4/1962	Smith	A47F 3/00
						312/35
D424,332	S	*	5/2000	Skrzelowski	D6/675.3
D505,572	S	*	5/2005	Chang	D6/675.3
D505,574	S	*	5/2005	Sexton	D6/675.1
D560,933	S	*	2/2008	Sexton	D6/675.1
D591,531	S	*	5/2009	Sparkowski	D6/702
D608,115	S	*	1/2010	Trinh	D6/675.1
D614,421	S	*	4/2010	Sexton	D6/675.1
D716,080	S	*	10/2014	Bell	D6/675.1
D752,372	S	*	3/2016	Huff	D6/678.4

* cited by examiner

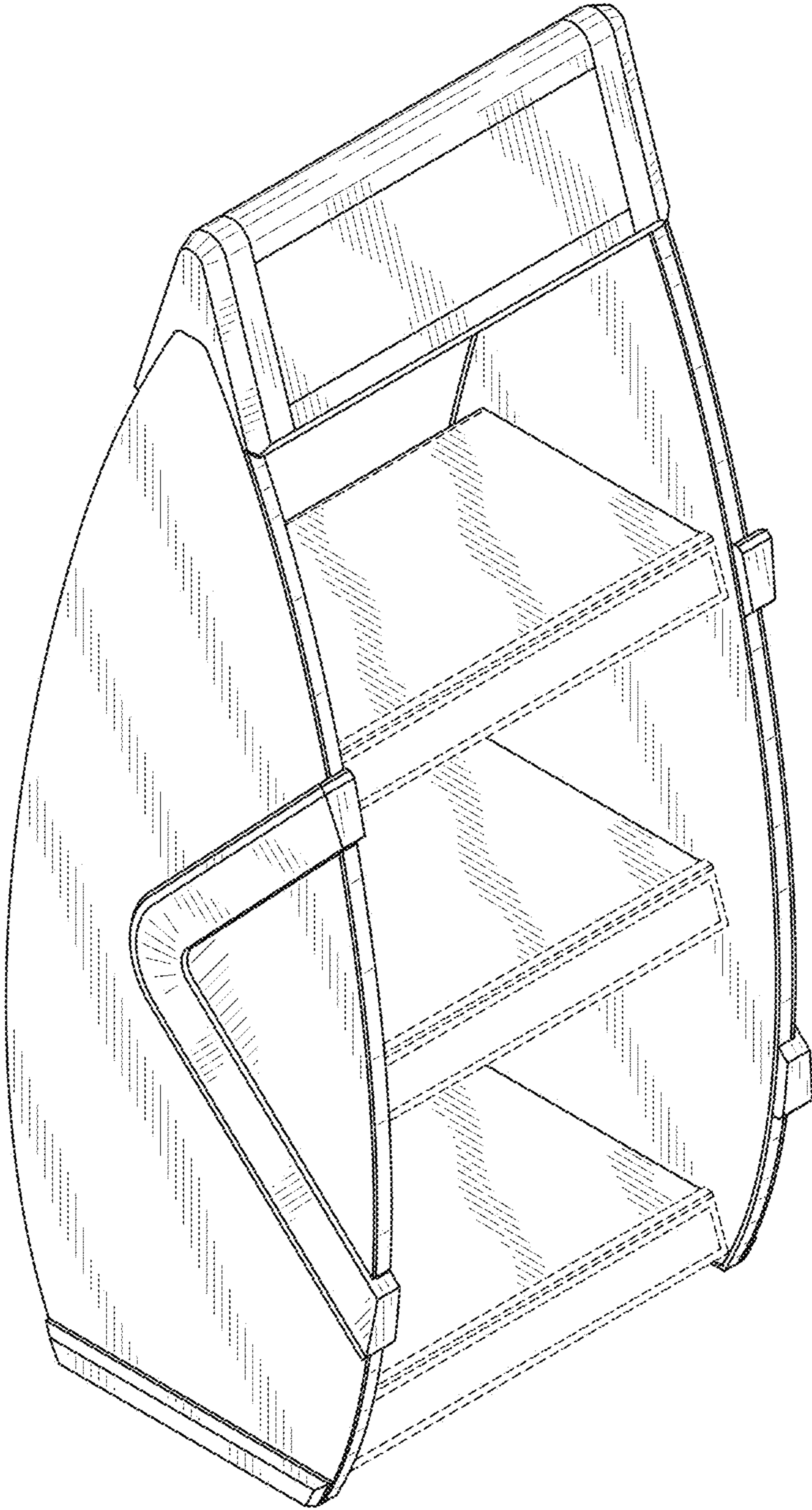


FIG. 1




FIG. 2




FIG. 3

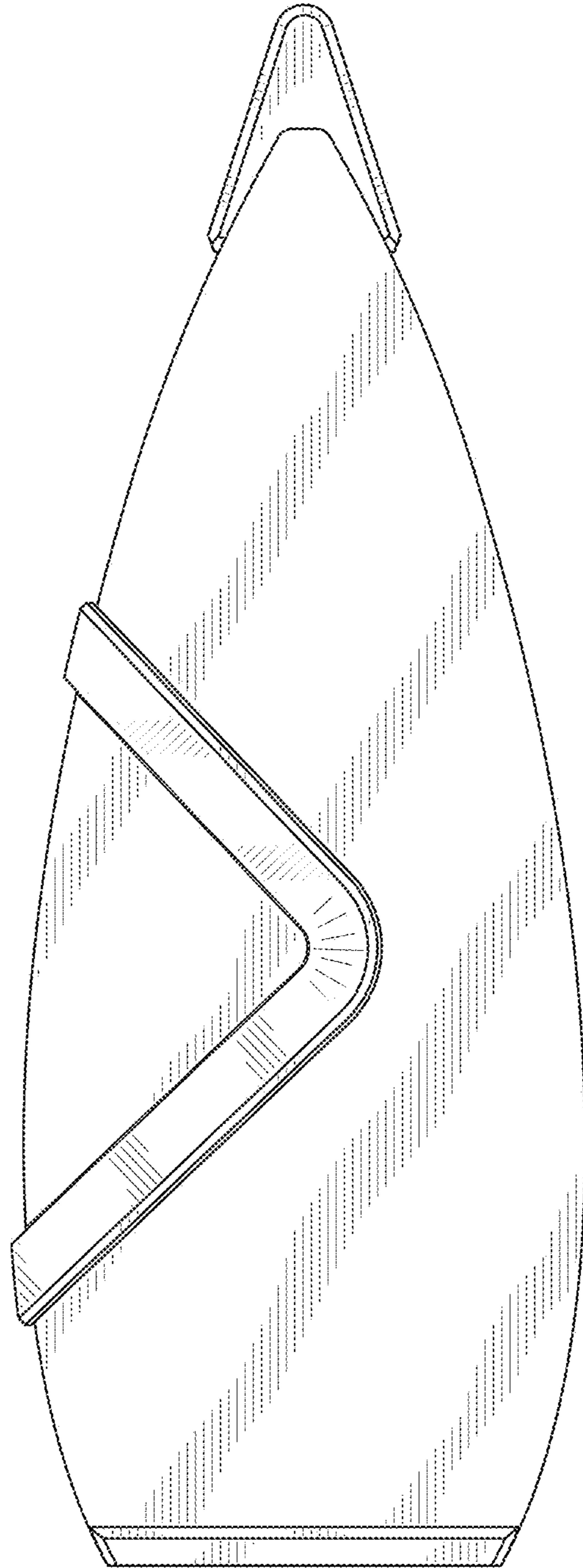


FIG. 4

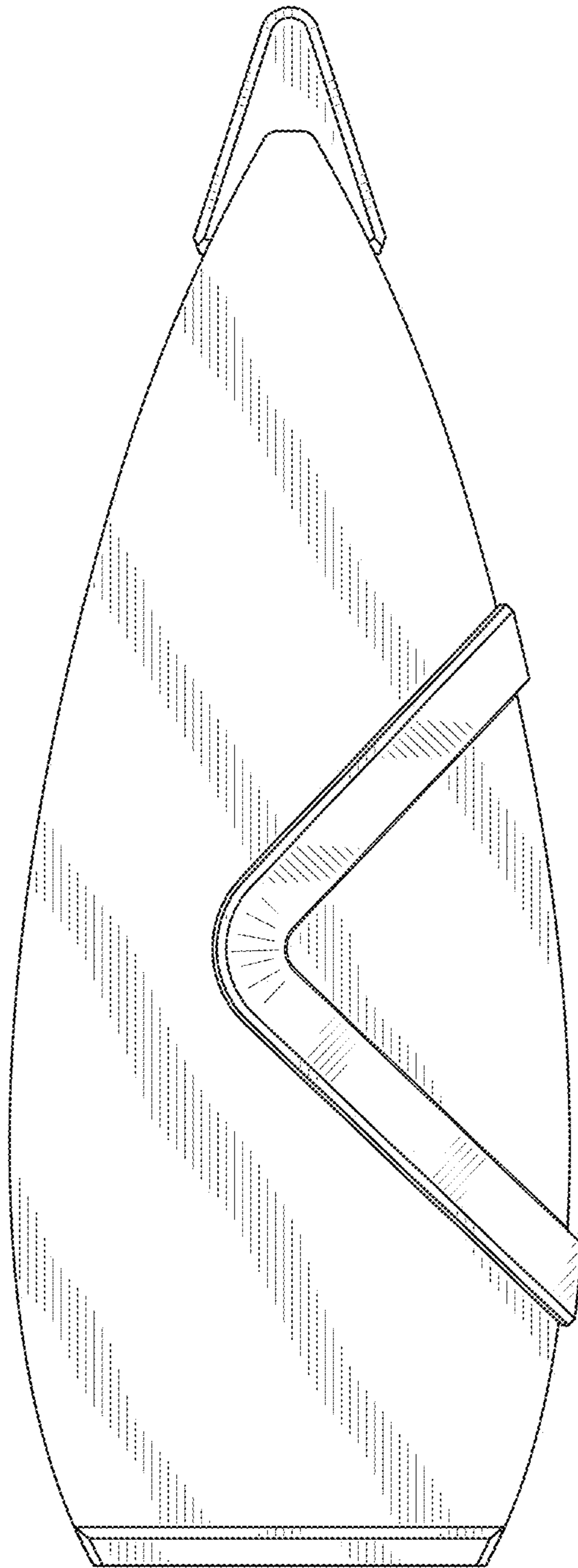


FIG. 5

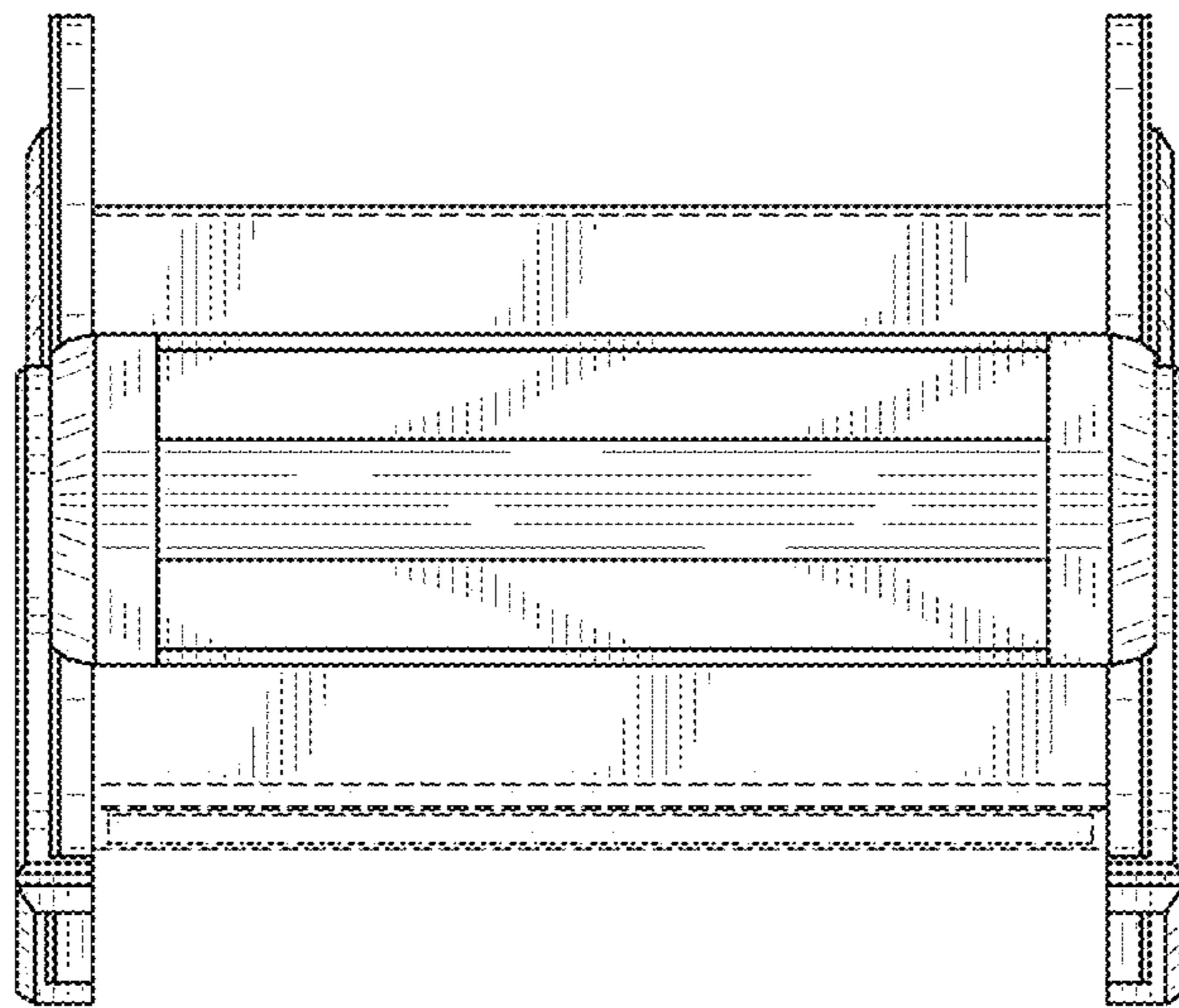


FIG. 6