



US00D906018S

(12) **United States Design Patent**
Echert

(10) **Patent No.:** **US D906,018 S**

(45) **Date of Patent:** **** Dec. 29, 2020**

(54) **SEAT ATTACHMENT FOR A MOTORIZED VEHICLE**

(71) Applicant: **BST Enterprises, Inc.**, Rancho Dominguez, CA (US)

(72) Inventor: **David Echert**, Long Beach, CA (US)

(73) Assignee: **Saddlemen Corporation**, Rancho Dominguez, CA (US)

(**) Term: **15 Years**

(21) Appl. No.: **29/706,044**

(22) Filed: **Sep. 17, 2019**

(51) **LOC (12) Cl.** **06-13**

(52) **U.S. Cl.**
USPC **D6/611**; D6/354

(58) **Field of Classification Search**
USPC D6/340, 354, 355, 356, 367, 596, 610, D6/611; D12/110-112
CPC A47C 7/021; A47C 7/029; A47C 31/10; A47C 31/11; A47C 31/126; A61G 5/1045; B60N 2/015; B60N 2/646; B62D 61/02; B62J 1/00; B62J 1/02; B62J 1/18; B62J 1/20; B62J 1/22; B62J 1/24; B62J 1/26; B62K 2204/00

See application file for complete search history.

(56) **References Cited**

U.S. PATENT DOCUMENTS

- 3,807,793 A * 4/1974 Jacobs B62J 1/18 297/214
- D391,110 S * 2/1998 Graebe D6/601
- 6,510,573 B1 * 1/2003 Grabe A47G 9/1027 5/490
- 6,901,617 B2 * 6/2005 Sprouse, II A47C 4/54 297/219.1
- 7,681,265 B2 * 3/2010 Fraser A47C 7/021 5/654

- D640,880 S * 7/2011 Seymour D6/354
- D658,396 S * 5/2012 Sprouse, II D6/354
- D672,569 S * 12/2012 Sprouse, II D6/354
- 9,332,850 B2 * 5/2016 Krishtul A47C 7/029
- D781,615 S * 3/2017 Parman D6/604
- D788,493 S * 6/2017 Parman D6/604

(Continued)

FOREIGN PATENT DOCUMENTS

CN 305225374 * 6/2019

OTHER PUBLICATIONS

X Large Tech Comfort Gel Pad [online], [site visited May 28, 2020]. Available from internet, URL: <https://saddlemen.com/motorcycle-seats/saddlegel-gel-seat-comfort-pads-1/saddlegel-comfort-pad-tech-memory-foam-seat-pad-extra-large-universal/limit-60> (Year: 2020).*

(Continued)

Primary Examiner — Cynthia Ramirez
Assistant Examiner — Xavier Marti-Santos
(74) *Attorney, Agent, or Firm* — Temmerman Law; Mathew J. Temmerman

(57) **CLAIM**

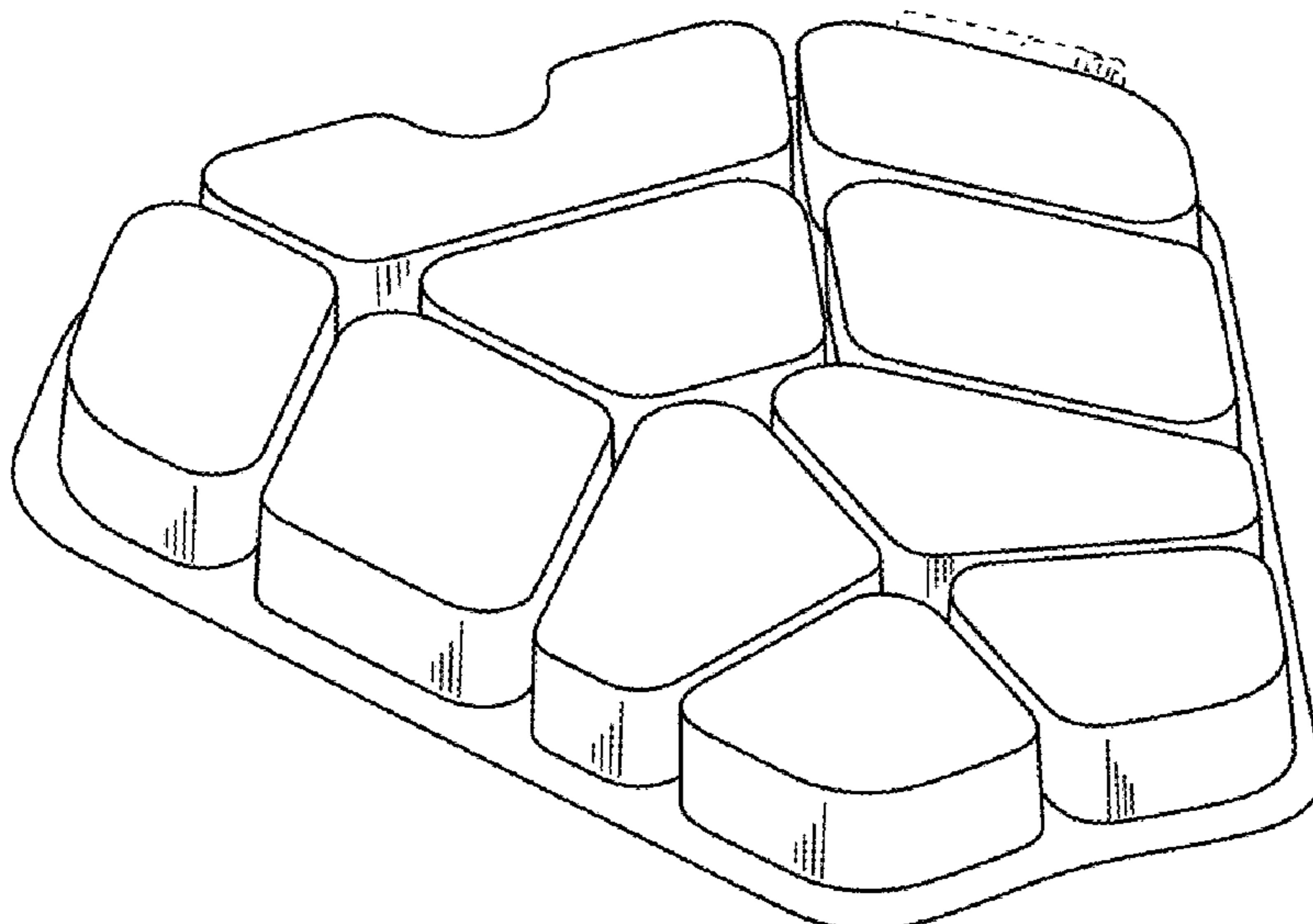
I claim the ornamental design for a seat attachment for a motorized vehicle, as shown and described.

DESCRIPTION

FIG. 1 is a first upper perspective view of a seat attachment for a motorized vehicle, showing my new design; FIG. 2 is a second upper perspective view thereof; FIG. 3 is a third upper perspective view thereof; FIG. 4 is a fourth upper perspective view thereof; FIG. 5 is a top view thereof; and, FIG. 6 is a bottom view thereof.

The broken lines in the figures are for the purpose of illustrating portions of the seat attachment for a motorized vehicle, which form no part of the claimed design.

1 Claim, 3 Drawing Sheets



(56)

References Cited

U.S. PATENT DOCUMENTS

2005/0121953 A1* 6/2005 Sprouse, II B62J 1/26
297/199
2012/0292958 A1* 11/2012 Sprouse, II B62J 1/26
297/200

OTHER PUBLICATIONS

Wild Ass models [online], [site visited May 28, 2020]. Available from internet, URL: <<https://www.wild-ass.com/models/>> (Year: 2020).*

* cited by examiner

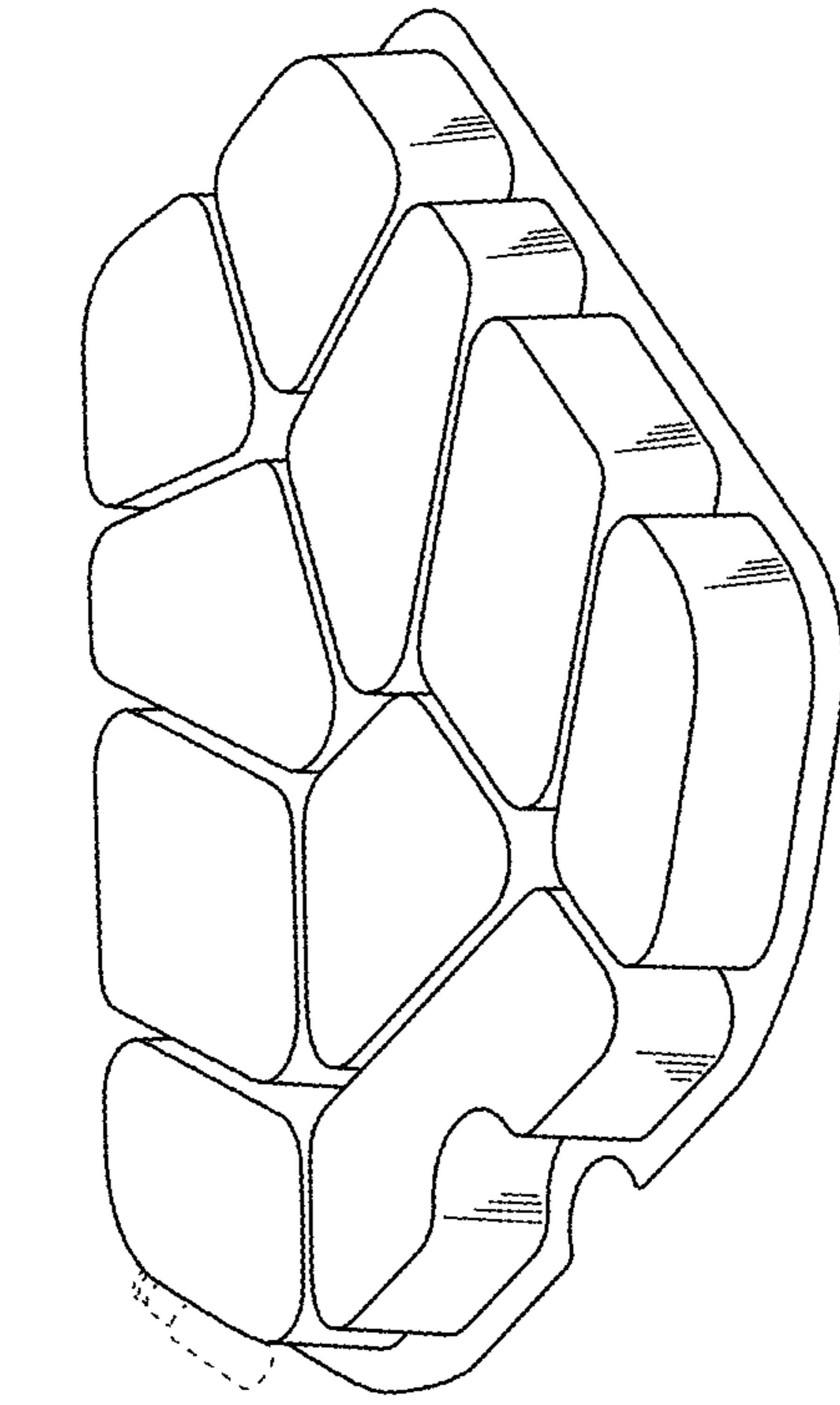


FIG. 2

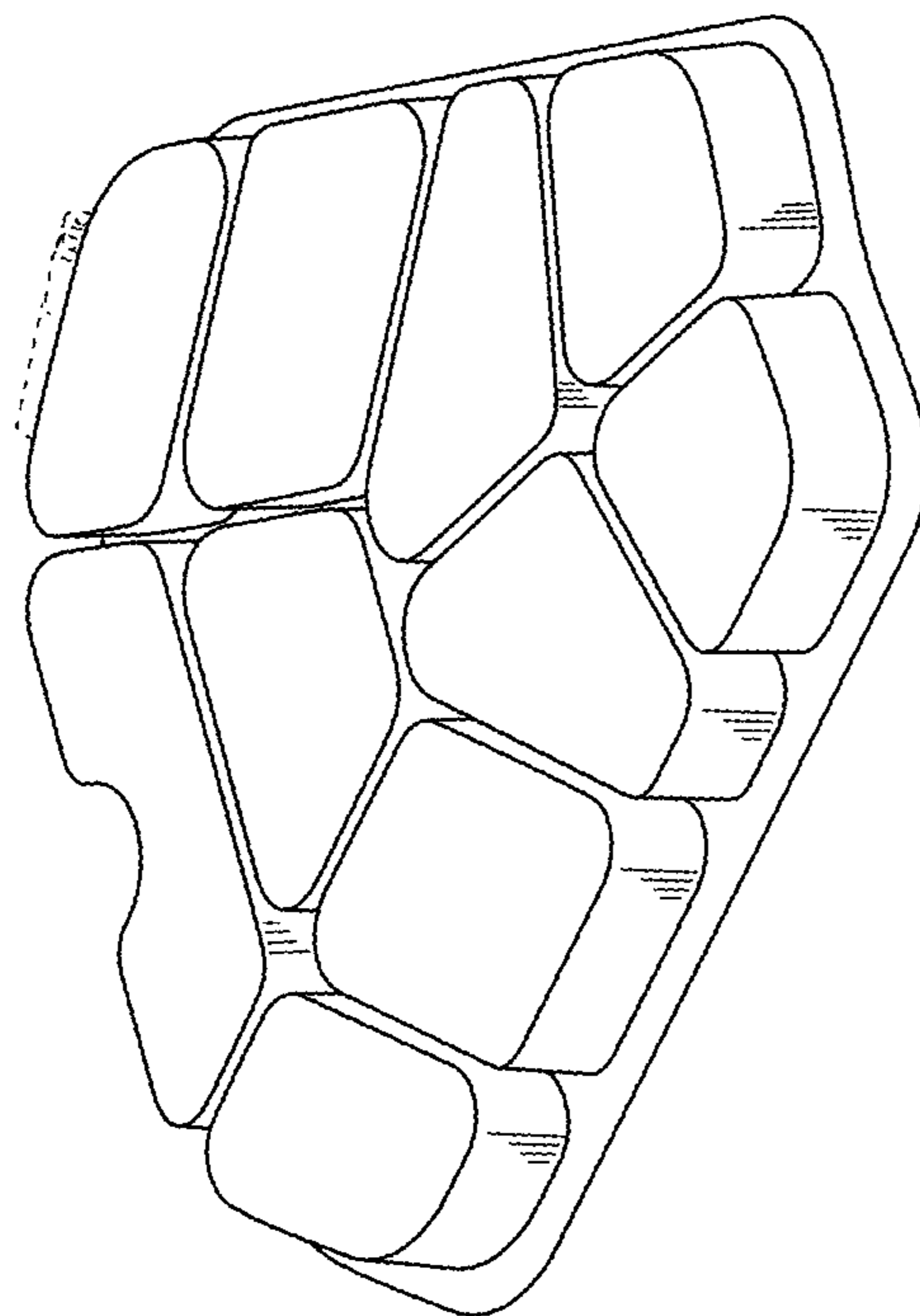


FIG. 1

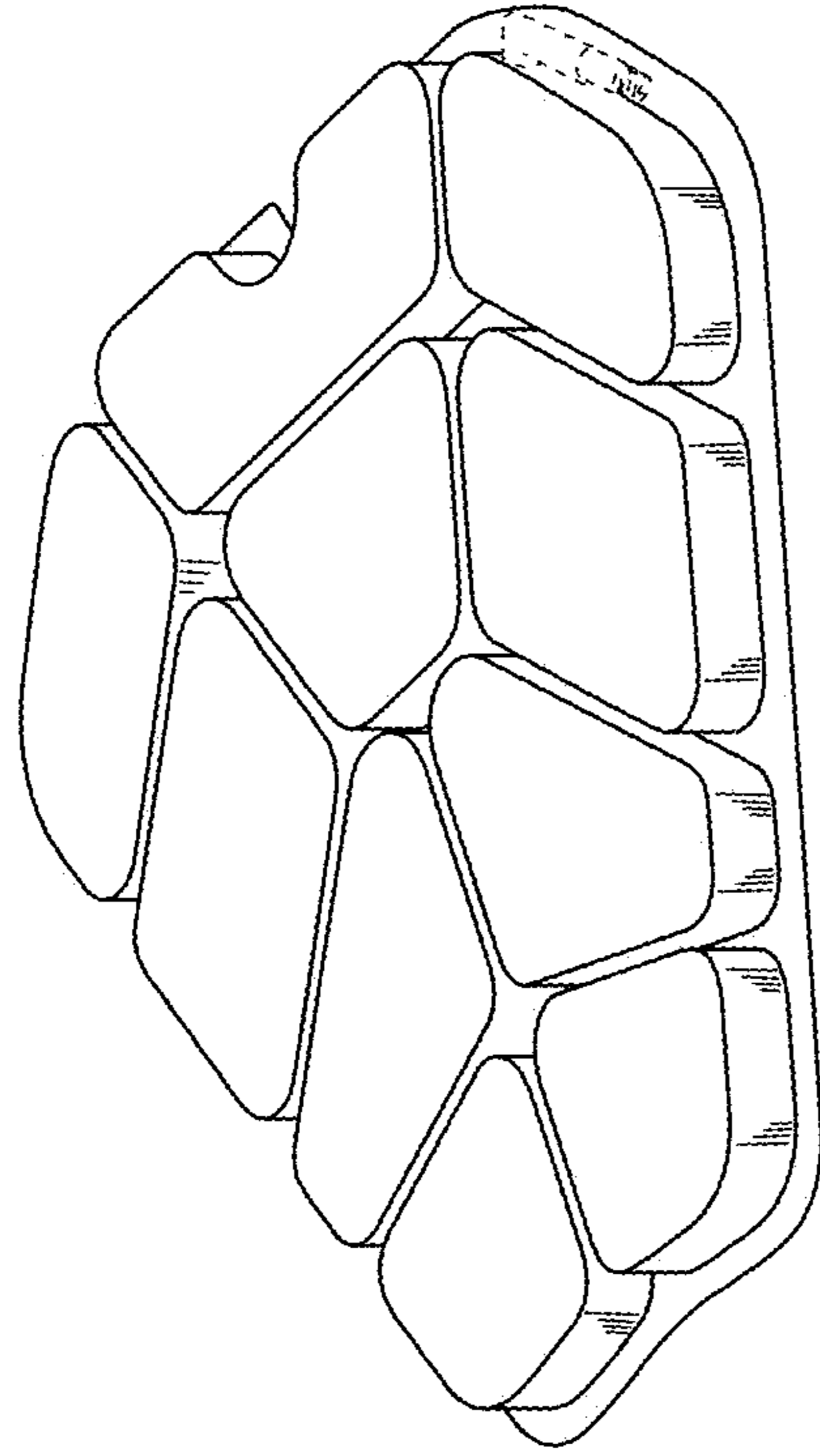


FIG. 4

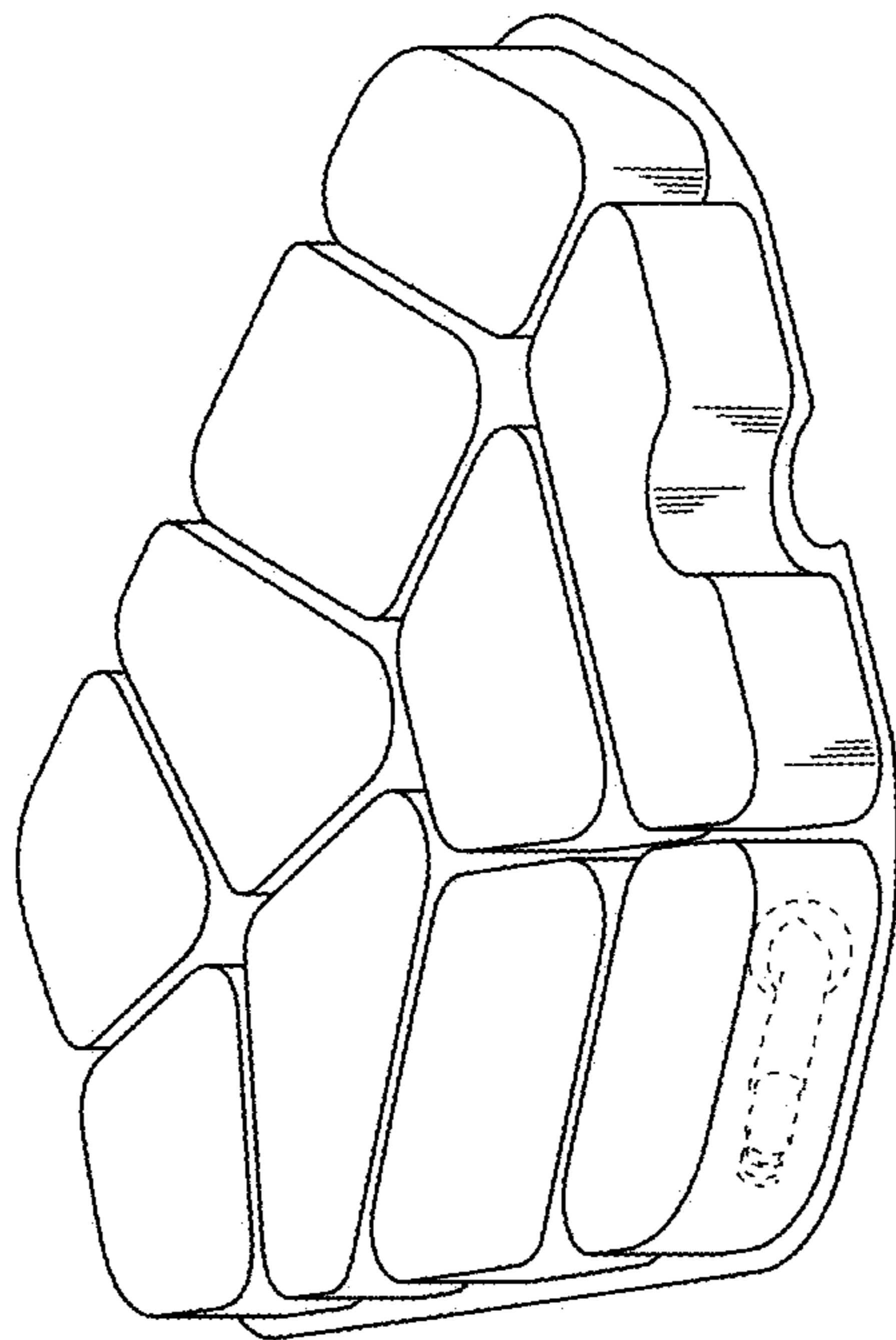


FIG. 3

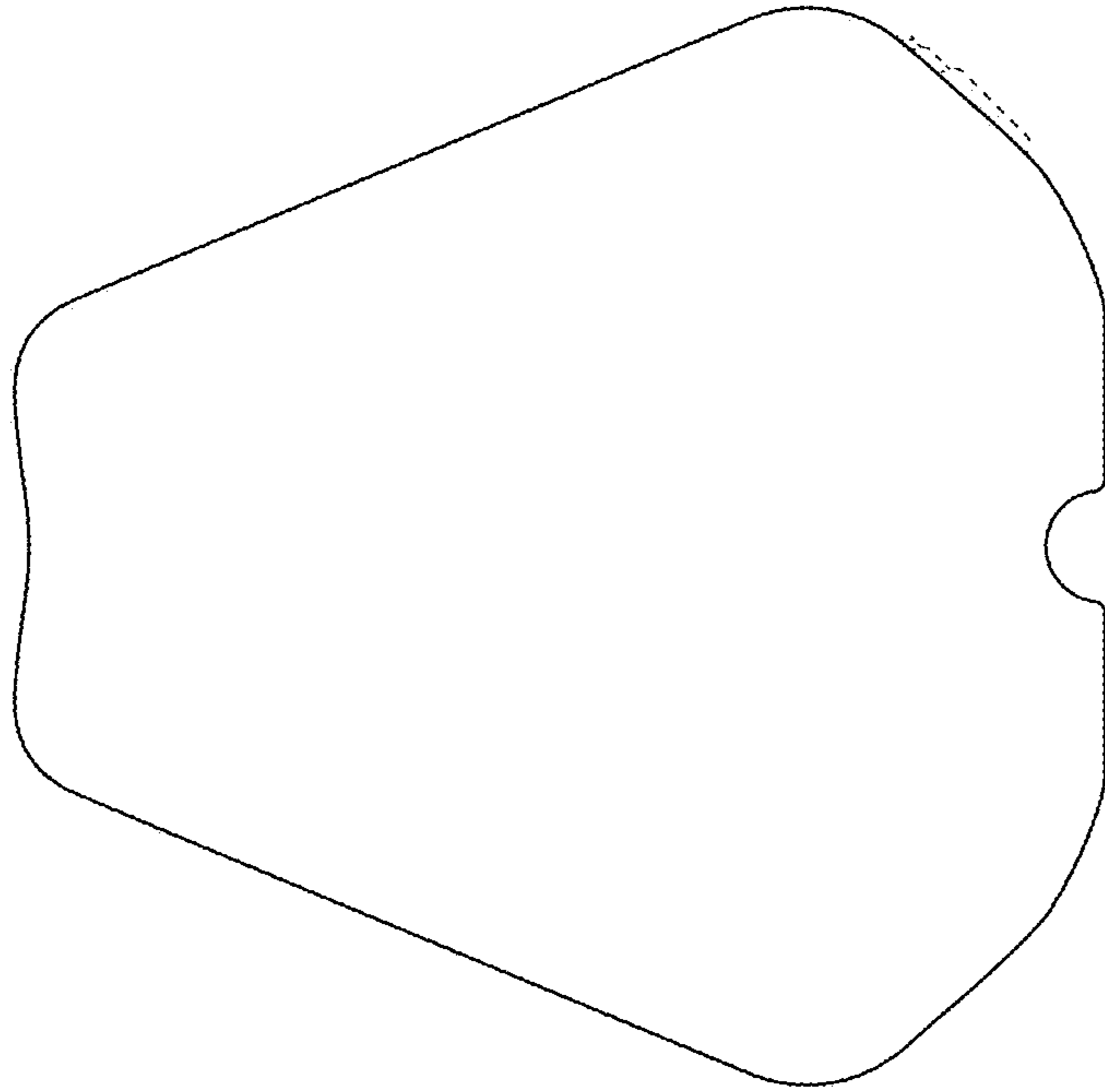


FIG. 6

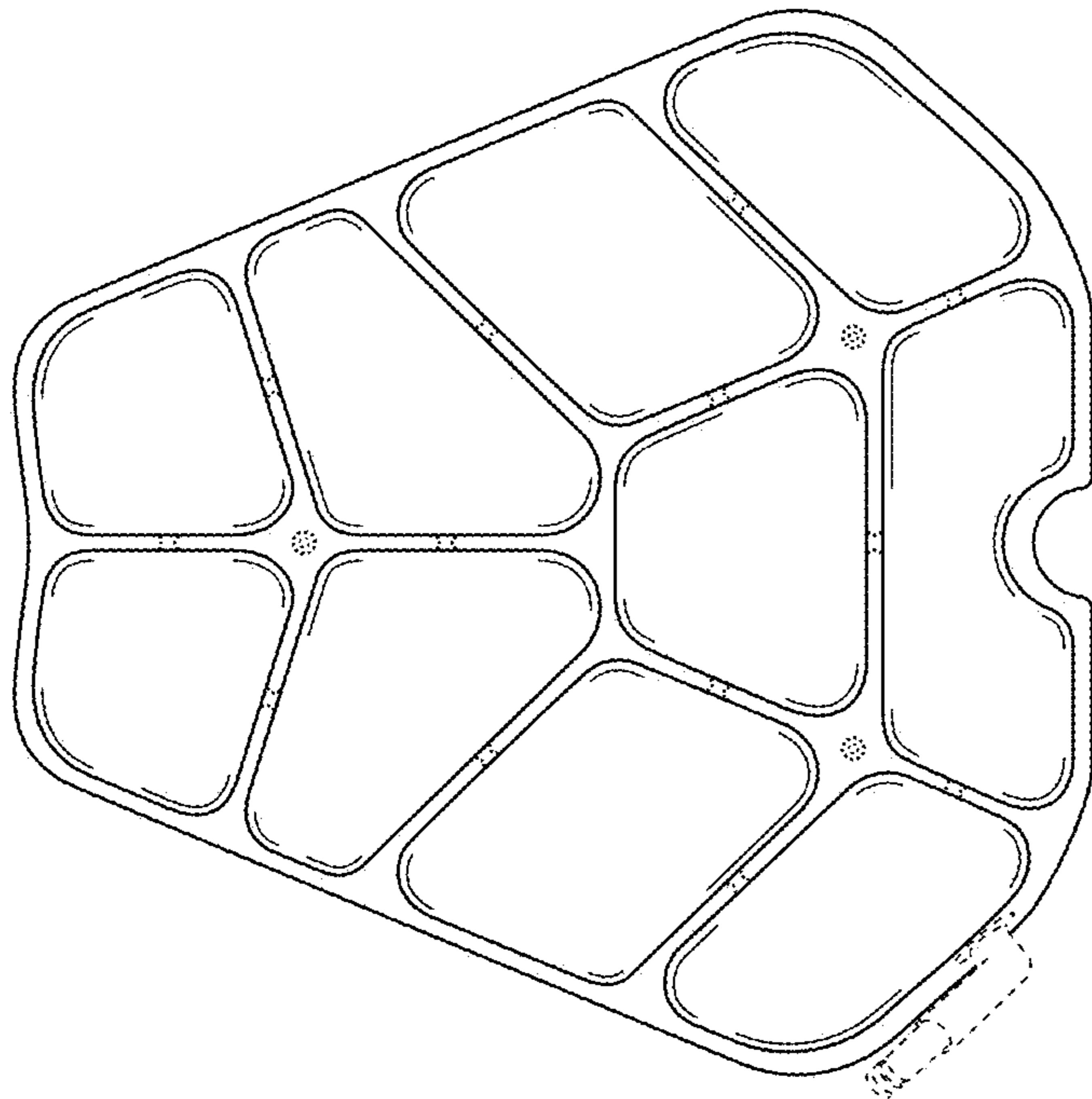


FIG. 5