



US00D906017S

(12) **United States Design Patent** (10) **Patent No.:** **US D906,017 S**
Echert (45) **Date of Patent:** **** Dec. 29, 2020**

(54) **SEAT ATTACHMENT FOR A MOTORIZED VEHICLE**

(71) Applicant: **BST Enterprises, Inc.**, Rancho Dominguez, CA (US)

(72) Inventor: **David Echert**, Long Beach, CA (US)

(73) Assignee: **Saddlemen Corporation**, Rancho Dominguez, CA (US)

(**) Term: **15 Years**

(21) Appl. No.: **29/706,042**

(22) Filed: **Sep. 17, 2019**

(51) **LOC (12) Cl.** **06-13**

(52) **U.S. Cl.**

USPC **D6/611; D6/354**

(58) **Field of Classification Search**

USPC D6/340, 354, 355, 356, 367, 596, 610, D6/611; D12/110-112

CPC A47C 7/021; A47C 7/029; A47C 31/10;

A47C 31/11; A47C 31/126; A61G

5/1045; B60N 2/015; B60N 2/646; B62D

61/02; B62J 1/00; B62J 1/02; B62J 1/18;

B62J 1/20; B62J 1/22; B62J 1/24; B62J

1/26; B62K 2204/00

See application file for complete search history.

(56) **References Cited**

U.S. PATENT DOCUMENTS

D375,863 S * 11/1996 Bigolin D6/596

D389,692 S * 1/1998 Graebe D6/601

D389,702 S * 1/1998 Graebe D6/601

D391,110 S * 2/1998 Graebe D6/601

6,510,573 B1 * 1/2003 Graebe A47G 9/1027

5/490

6,901,617 B2 * 6/2005 Sprouse, II A47C 4/54

297/219.1

D617,131 S * 6/2010 Sprouse, II D6/601

D672,569 S * 12/2012 Sprouse, II D6/354

D673,785 S * 1/2013 Sprouse, II B62J 1/005

D6/354

D781,616 S * 3/2017 Parman D6/604

2005/0121953 A1 * 6/2005 Sprouse, II B62J 1/26

297/199

(Continued)

FOREIGN PATENT DOCUMENTS

CN 305225374 * 6/2019

OTHER PUBLICATIONS

Wild Ass models [online], [site visited May 28, 2020]. Available from internet, URL: <<https://www.wild-ass.com/models/>> (Year: 2020).*

(Continued)

Primary Examiner — Cynthia Ramirez

Assistant Examiner — Xavier Marti-Santos

(74) *Attorney, Agent, or Firm* — Temmerman Law;

Mathew J. Temmerman

(57)

CLAIM

I claim the ornamental design for a seat attachment for a motorized vehicle, as shown and described.

DESCRIPTION

FIG. 1 is a first upper perspective view of a seat attachment

for a motorized vehicle, showing my new design;

FIG. 2 is a second upper perspective view thereof;

FIG. 3 is a third upper perspective view thereof;

FIG. 4 is a fourth upper perspective view thereof;

FIG. 5 is a top view thereof; and,

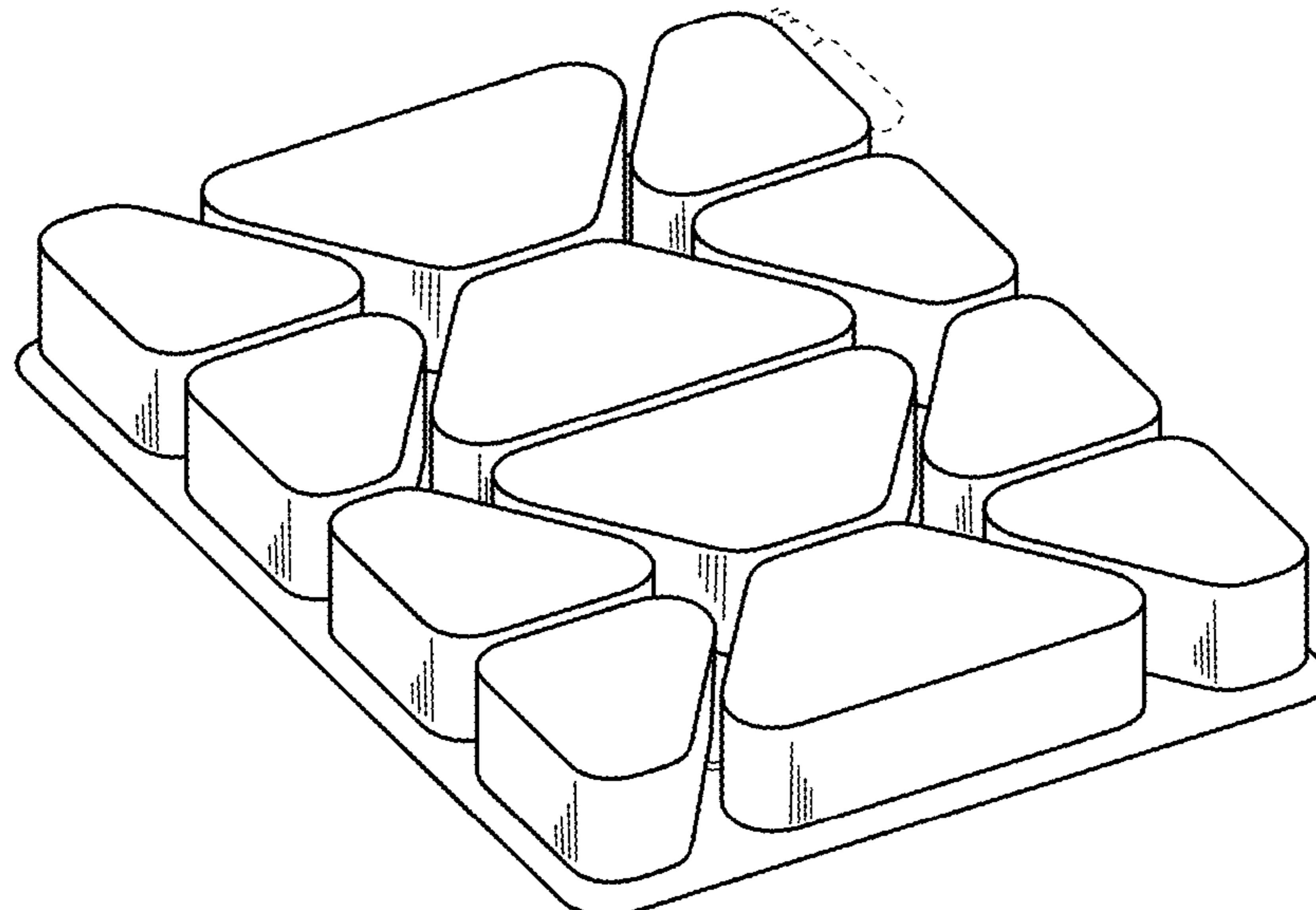
FIG. 6 is a bottom view thereof.

The broken lines in the figures are for the purpose of

illustrating portions of the seat attachment for a motorized

vehicle, which form no part of the claimed design.

1 Claim, 3 Drawing Sheets



(56)

References Cited

U.S. PATENT DOCUMENTS

2012/0292958 A1* 11/2012 Sprouse, II B62J 1/26
297/200
2013/0055503 A1* 3/2013 Huang A47C 7/746
5/652.1

OTHER PUBLICATIONS

Saddlemen Medium Molded SaddleGel Seat Pads [online], [site visited May 28, 2020]. Available from internet, URL: <<https://www.jpcycles.com/product/802-160/saddlemen-medium-molded-saddle-gel-seat-pads>> (Year: 2020).*

* cited by examiner

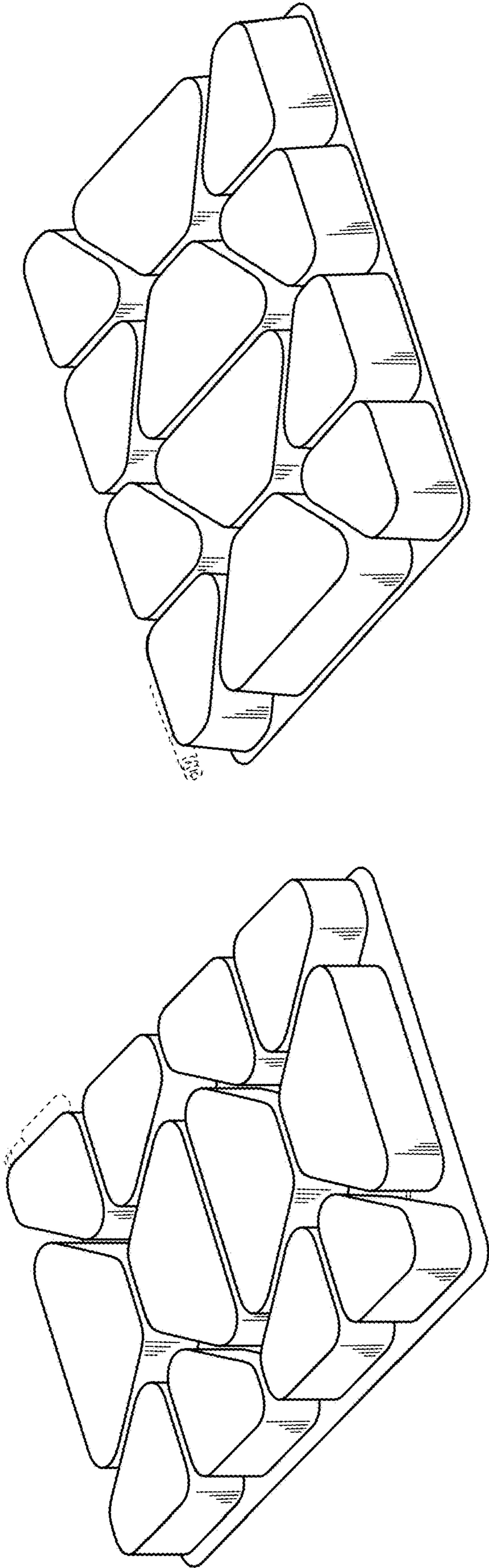


FIG. 2

FIG. 1

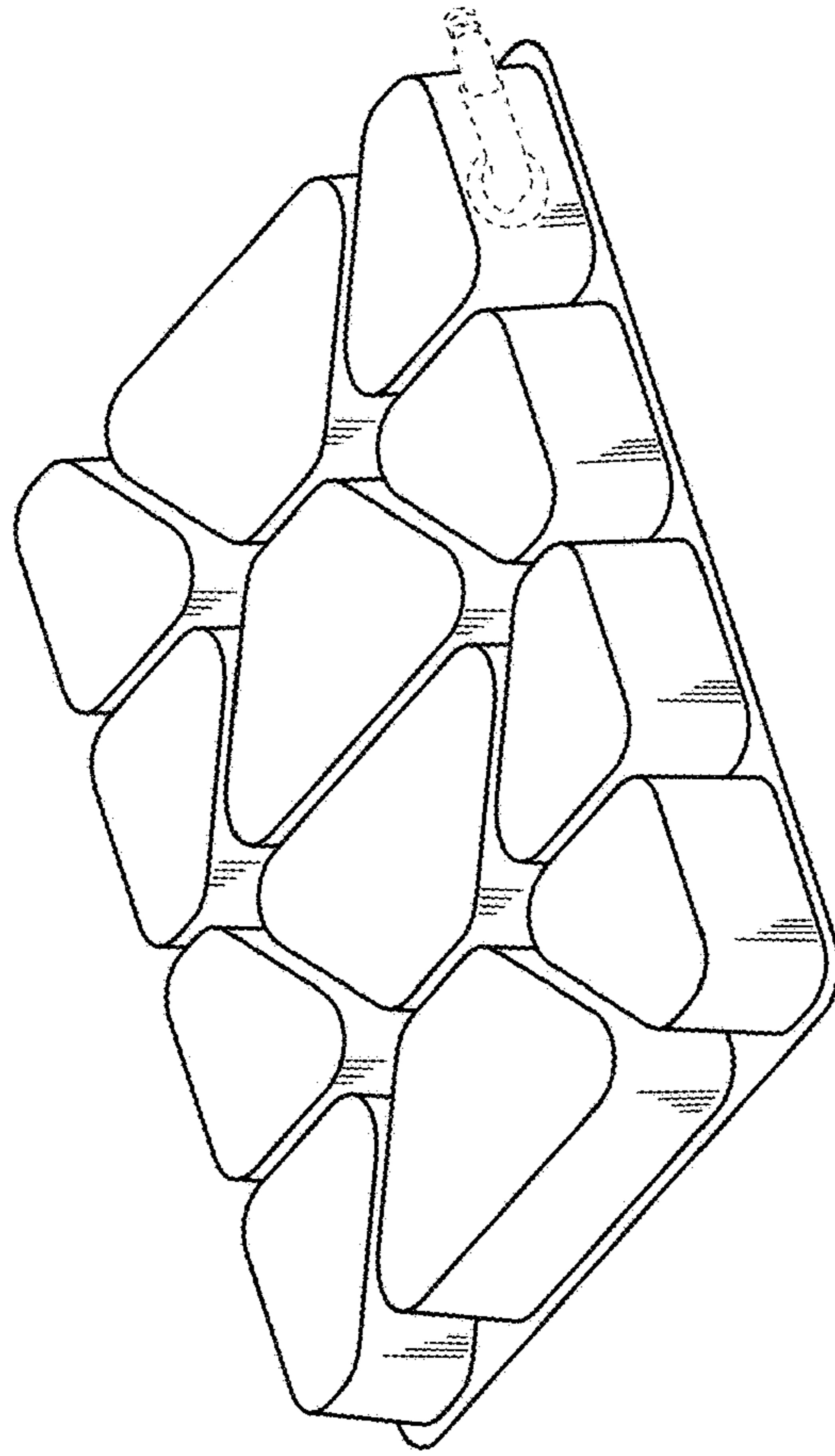


FIG. 4

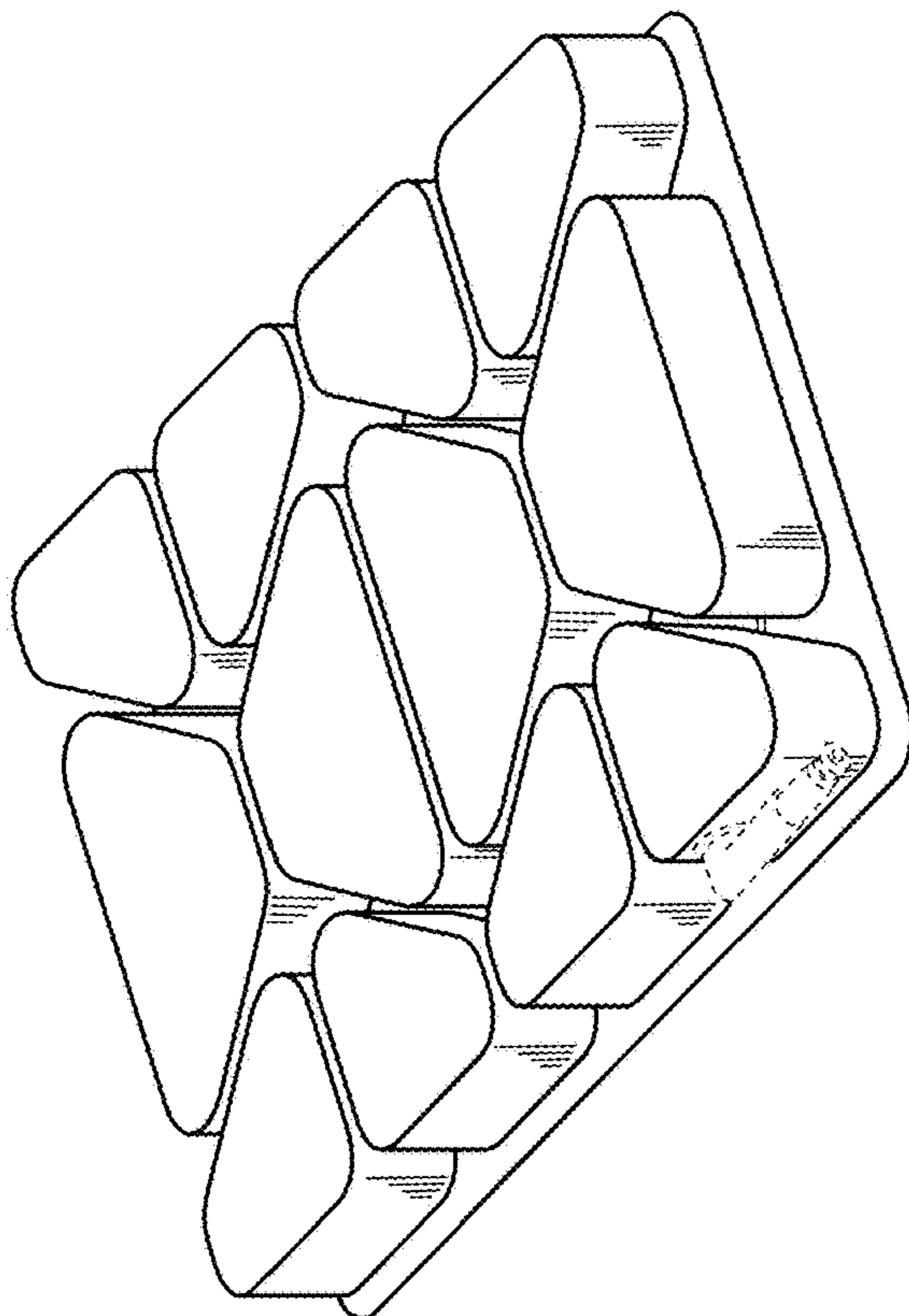


FIG. 3




FIG. 6

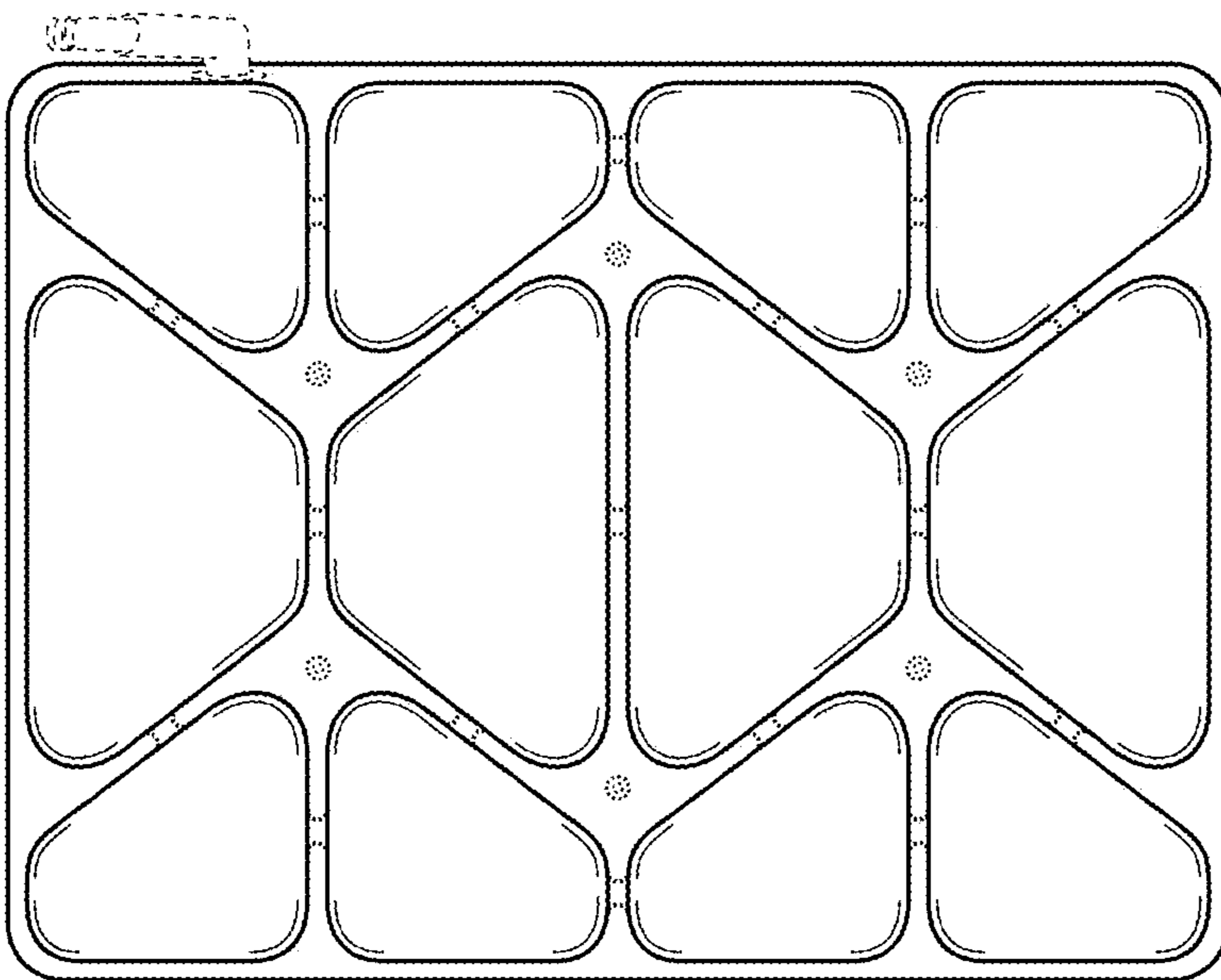


FIG. 5