



US00D906011S

(12) **United States Design Patent** (10) **Patent No.:** **US D906,011 S**
Hu (45) **Date of Patent:** **** Dec. 29, 2020**

(54) **ANTI-FATIGUE MAT**
(71) Applicant: **Shanghai Angling Industrial Co., Ltd,**
Shanghai (CN)
(72) Inventor: **Shuwen Hu,** Shanghai (CN)
(73) Assignee: **Shanghai Angling Industrial Co., Ltd,**
Shanghai (CN)

(**) Term: **15 Years**

(21) Appl. No.: **29/737,536**

(22) Filed: **Jun. 10, 2020**

(51) **LOC (12) Cl.** **06-11**

(52) **U.S. Cl.**
USPC **D6/592**

(58) **Field of Classification Search**
USPC D6/582-584, 586-589, 592, 593
CPC A47G 27/02; A47G 27/0206; A47G
27/0212; A47G 27/0225; A47G 27/0237;
A47G 27/0468; A47G 9/062; A47K
3/002; A47K 7/026; A63B 21/4037;
A63B 6/00; G09B 19/0015
See application file for complete search history.

(56) **References Cited**

U.S. PATENT DOCUMENTS

D183,822 S *	11/1958	Barnhart	D7/553.8
D280,934 S *	10/1985	MacGregor	D24/211
D446,354 S *	8/2001	Jusinski	D28/63
D584,093 S	1/2009	Drumm		
D626,773 S	11/2010	Oster		
D770,201 S	11/2016	Dieckhaus		
D810,466 S *	2/2018	Lu	D6/592
D810,468 S *	2/2018	Lu	D6/592
D810,469 S *	2/2018	Lu	D6/592
D814,827 S *	4/2018	Lu	D6/592
D829,020 S *	9/2018	Lu	D6/592

D830,726 S *	10/2018	Lu	D6/592
D847,536 S	5/2019	Patton et al.		
D876,122 S *	2/2020	Hu	E03D 13/005 D6/582
10,639,831 B2	5/2020	Lu		
2016/0051101 A1*	2/2016	Long	E03D 13/005 4/251.1

OTHER PUBLICATIONS

Topo Mini by Ergodrive | The Smaller Not-Flat Standing Desk Anti-Fatigue Mat with Calculated Terrain. Sold on Amazon.com. Feb. 13, 2017. Accessed on Nov. 7, 2020. <https://www.amazon.com/Ergodrive-Not-Flat-Standing-Anti-Fatigue-Calculated/dp/B01N8YE3V1> (Year: 2017).*
Topo Comfort Mat by Ergodrive | The Not-Flat Standing Desk Anti-Fatigue Mat with Calculated Terrain | Standing Desk Mat | Comfortable Standing Mat | Office Mat | Desk Accessories | Obsidian Black https://www.amazon.com/Ergodrive-Not-Flat-Anti-Fatigue-Calculated-Must-Have/dp/B00V3TO9EK/ref=sr_1_7?dchild=1&keywords=Anti-fatigue%2Bmat&qid=1591782362&sr=8-7&th=1 (Year 2015).

* cited by examiner

Primary Examiner — Kevin K Rudzinski
Assistant Examiner — Clare Ann Gannon

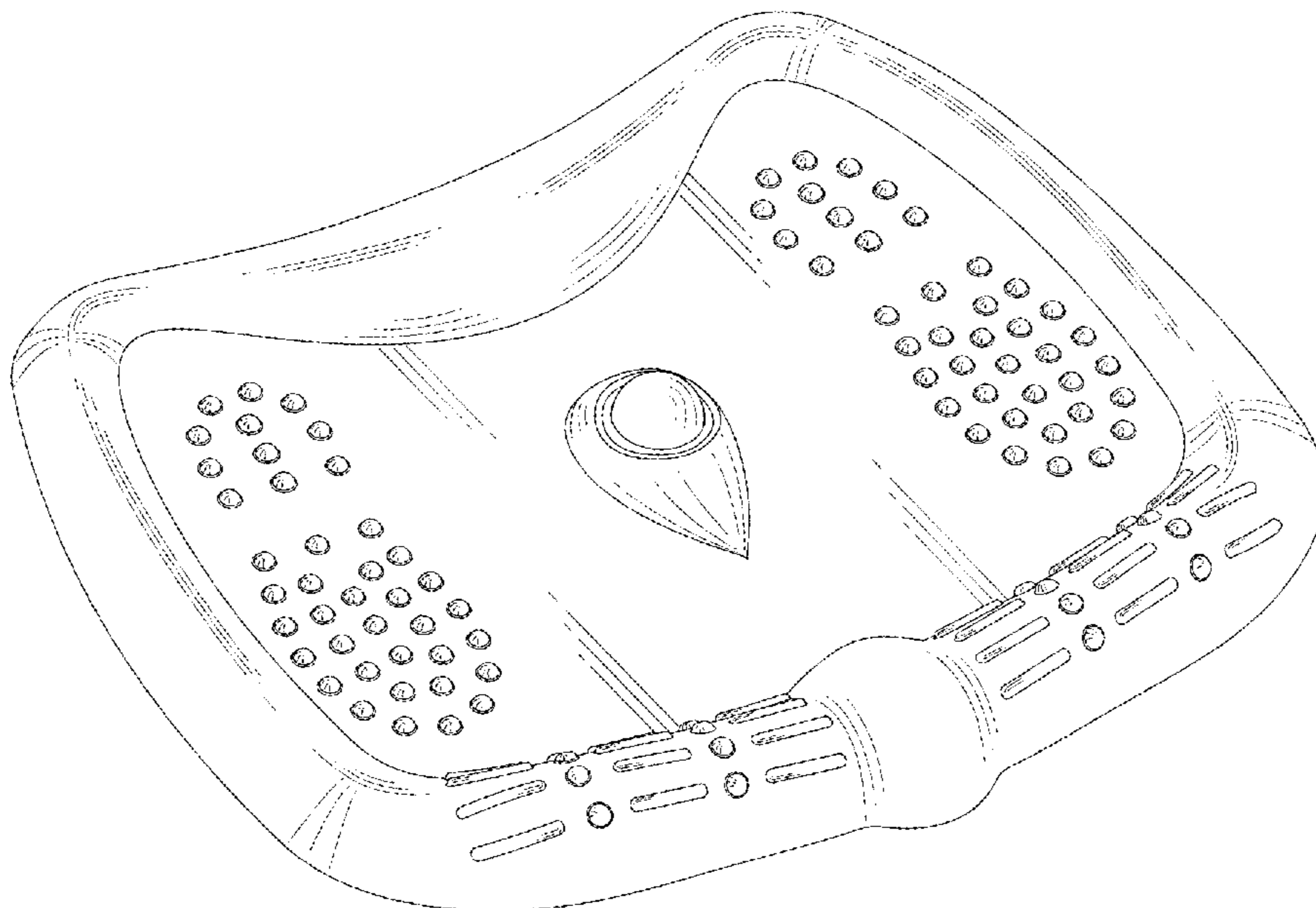
(57) **CLAIM**

The ornamental design for an anti-fatigue mat, as shown and described.

DESCRIPTION

FIG. 1 is a perspective view of an anti-fatigue mat showing my new design;
FIG. 2 is a front elevational view thereof;
FIG. 3 is a rear elevational view thereof;
FIG. 4 is a left side elevational view thereof;
FIG. 5 is a right side elevational view thereof;
FIG. 6 is a top plan view thereof; and,
FIG. 7 is a bottom plan view thereof.

1 Claim, 7 Drawing Sheets



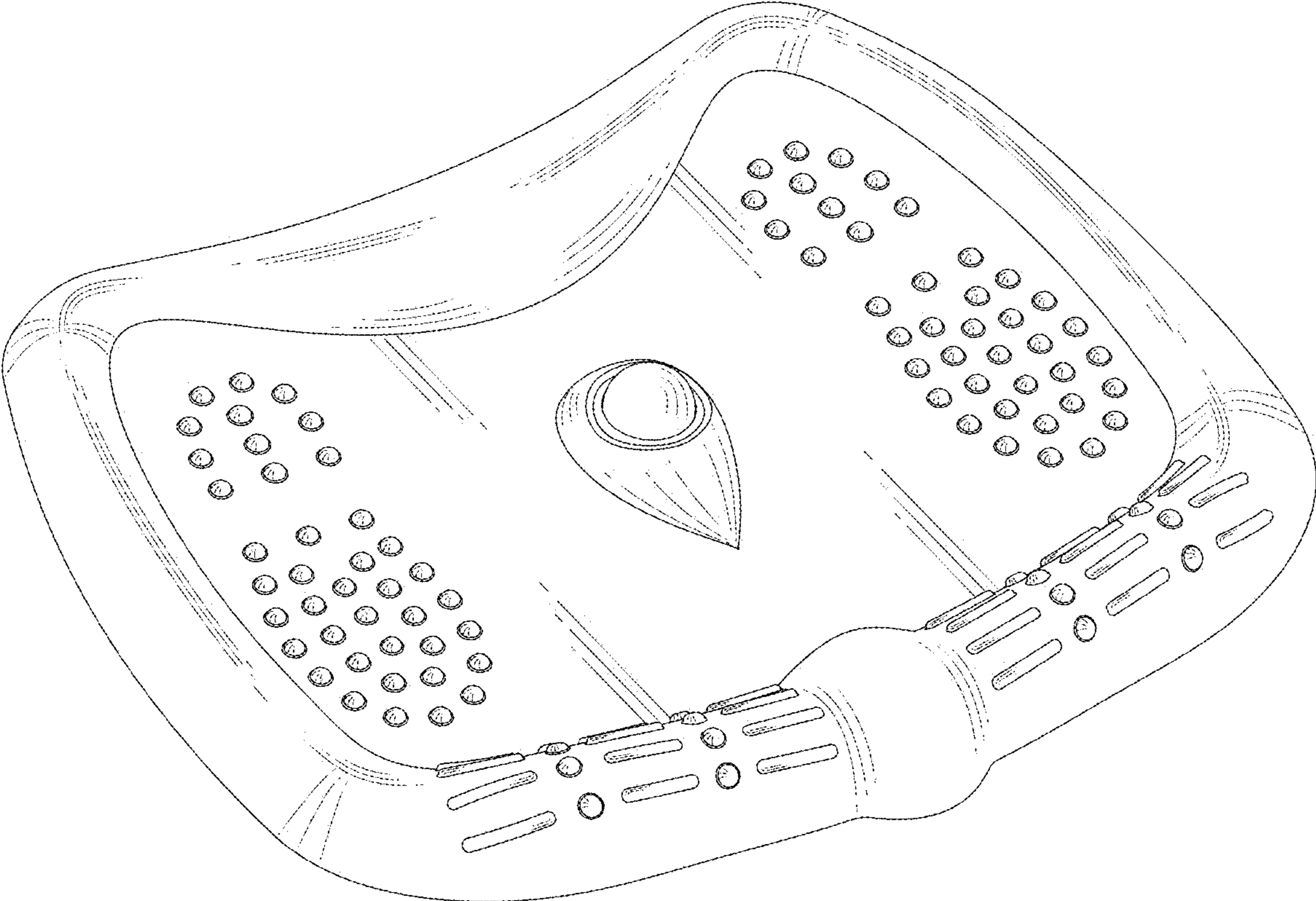


FIG.1

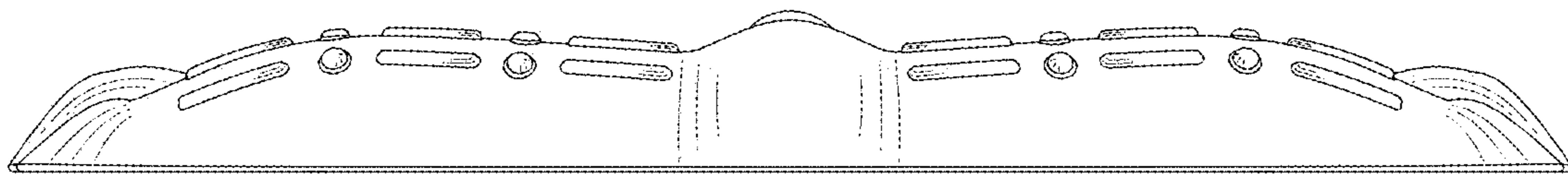


FIG.2

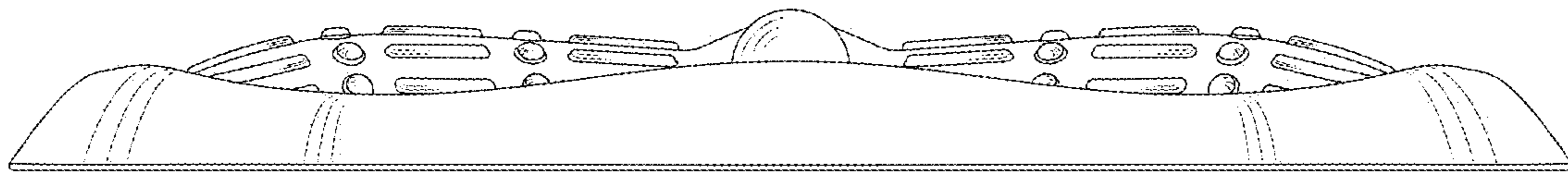


FIG.3

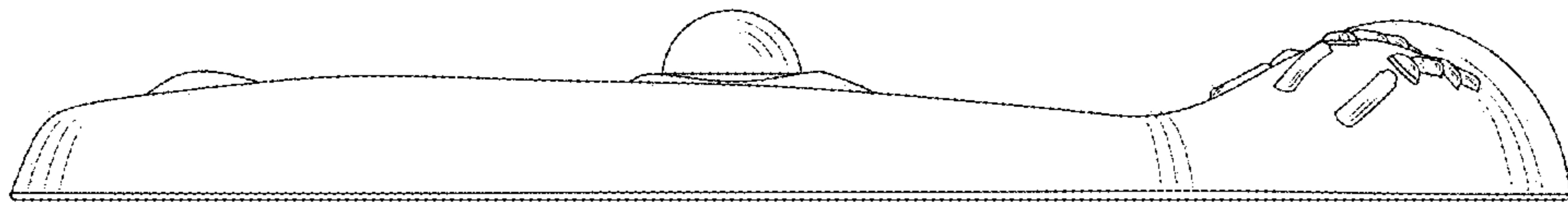


FIG.4




FIG.5

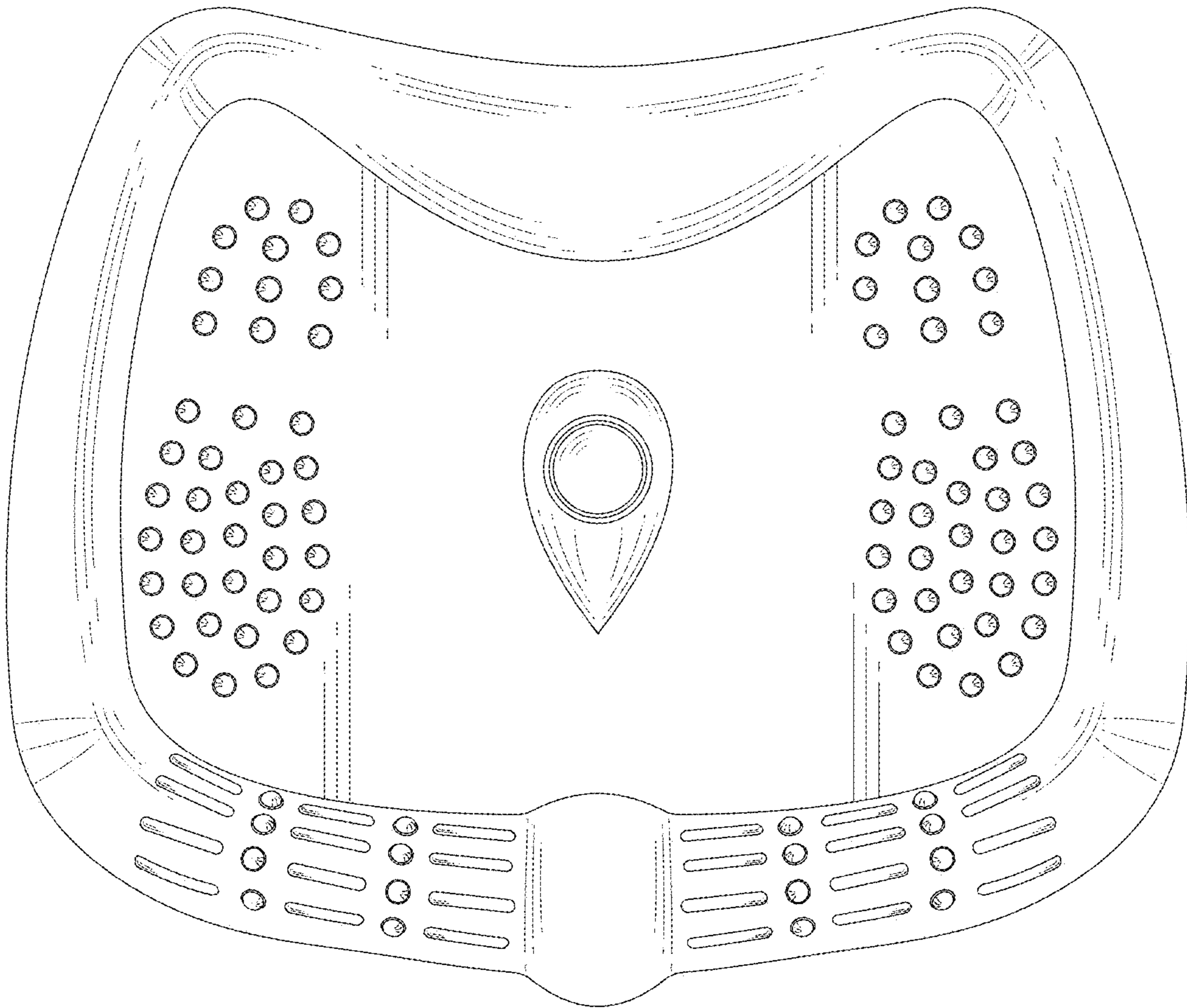


FIG.6

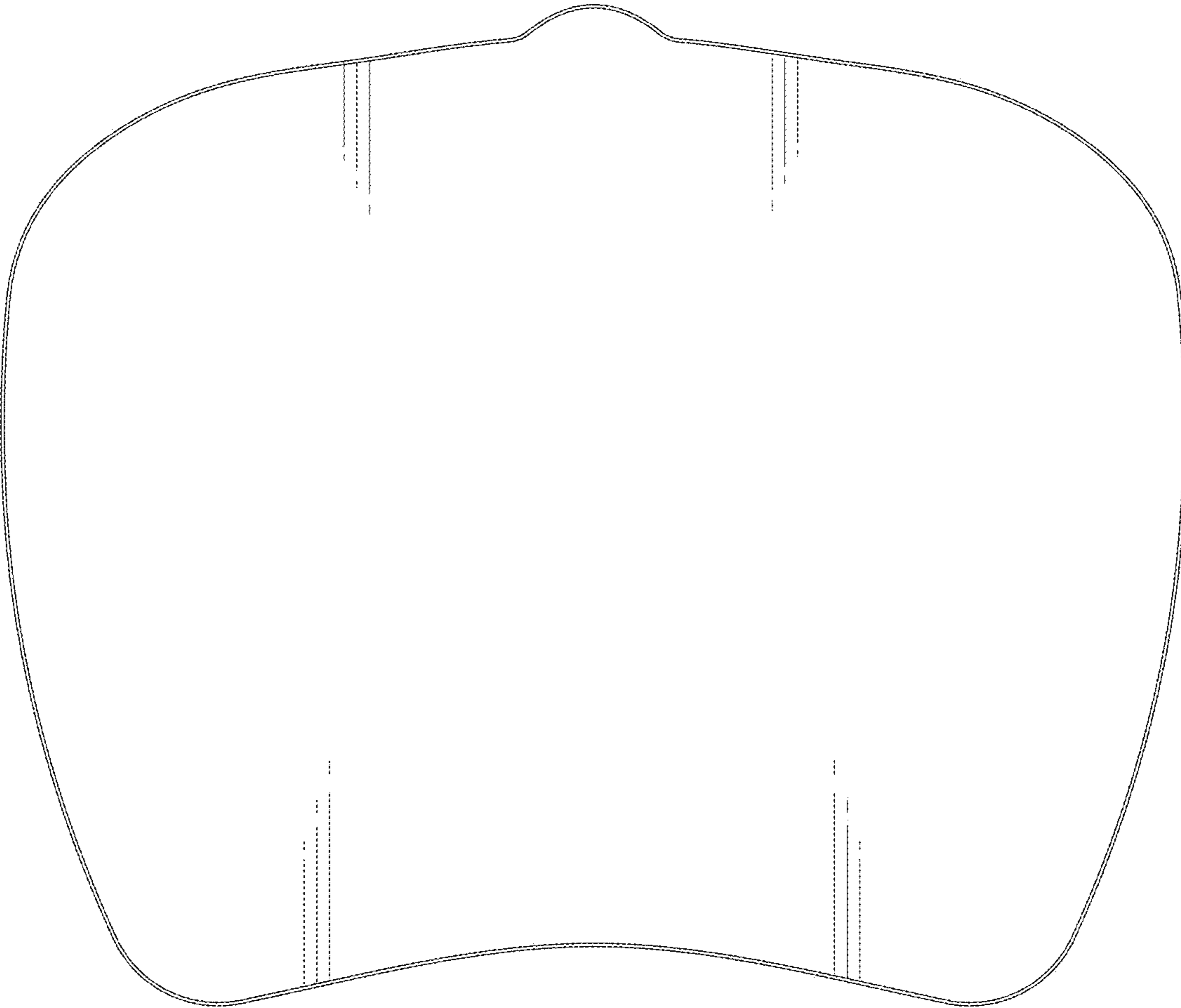


FIG.7