



US00D906007S

(12) **United States Design Patent** (10) **Patent No.:** **US D906,007 S**
Rossi (45) **Date of Patent:** **** Dec. 29, 2020**

(54) **LIQUID SOAP DISPENSER**

(71) Applicant: **GFL S.A.**, Lugano (CH)

(72) Inventor: **Luigi Rossi**, Lugano (CH)

(73) Assignee: **GFL S.A.**, Lugano (CH)

(**) Term: **15 Years**

(21) Appl. No.: **35/507,703**

(22) Filed: **May 29, 2019**

(80) **Hague Agreement Data**

Int. Filing Date: **May 29, 2019**
 Int. Reg. No.: **DM/203819**
 Int. Reg. Date: **May 29, 2019**
 Int. Reg. Pub. Date: **Nov. 8, 2019**

(30) **Foreign Application Priority Data**

Nov. 29, 2018 (WO) 77647

(51) **LOC (12) Cl.** **06-04**

(52) **U.S. Cl.**
USPC **D6/545**

(58) **Field of Classification Search**

USPC D6/542, 545; D9/682, 690
 CPC A47K 5/00; A47K 5/06; A47K 5/1205;
 B65D 83/48; B05B 11/3001

See application file for complete search history.

(56) **References Cited**

U.S. PATENT DOCUMENTS

2,965,267 A * 12/1960 Darr A47K 5/1204
 222/88
 D189,521 S * 1/1961 Philippe D6/545

D199,233 S * 9/1964 Woroble B65D 83/203
 D6/545
 D199,663 S * 12/1964 Kuehner D6/545
 3,229,858 A * 1/1966 Lesh B65D 83/203
 222/174
 D383,025 S * 9/1997 Warshawsky D6/542
 D385,138 S * 10/1997 Warshawsky D6/542
 D467,108 S * 12/2002 Ahlstrom D6/545
 D620,735 S * 8/2010 Schmidt D6/545
 D625,132 S * 10/2010 Schmidt D6/545
 D626,366 S * 11/2010 Schmidt D6/545
 D634,142 S * 3/2011 Meyerhoffer D6/545
 D639,591 S * 6/2011 Wallace D6/545
 D727,065 S * 4/2015 DeChristofaro A47K 5/1204
 D6/542
 D846,300 S * 4/2019 Morales D6/545
 10,342,391 B2 * 7/2019 Beckerman A47K 5/1211

* cited by examiner

Primary Examiner — Robert M. Spear
 (74) *Attorney, Agent, or Firm* — Thomas | Horstemeyer,
 LLP


(57) **CLAIM**

The ornamental design for a liquid soap dispenser, as shown and described.

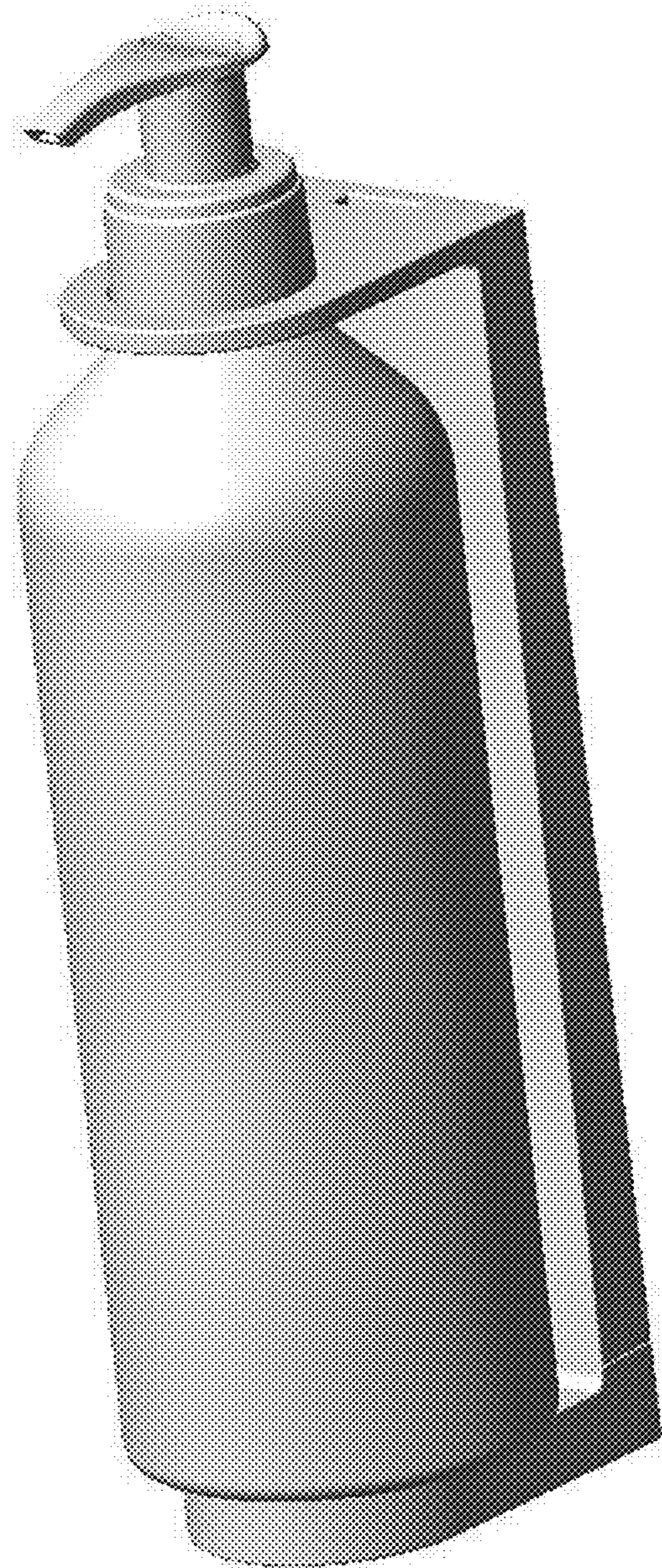
DESCRIPTION

1. Liquid soap dispenser
 The model regards a liquid soap dispenser; fig. 1.1 is a perspective view thereof; fig. 1.2 is a left side view thereof, the right side view being a mirror image; fig. 1.3 is a front view thereof; fig. 1.4 is a rear view thereof; fig. 1.5 is a top view thereof; fig. 1.6 is a bottom view thereof.


1 Claim, 6 Drawing Sheets




1.1



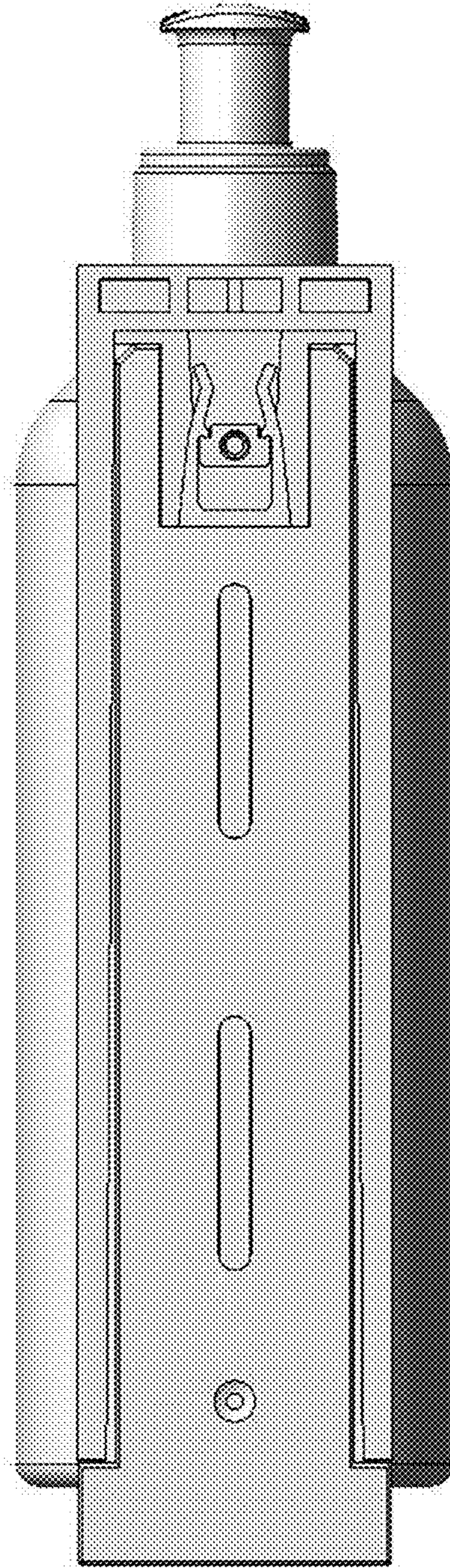
1.2



1.3



1.4



1.5



1.6

