



US00D906002S

(12) **United States Design Patent**
O'Hara et al.

(10) **Patent No.:** **US D906,002 S**

(45) **Date of Patent:** **** Dec. 29, 2020**

(54) **BED FOR AN AIRCRAFT**

(71) Applicant: **Gulfstream Aerospace Corporation,**
Savannah, GA (US)

(72) Inventors: **Timothy O'Hara,** Savannah, GA (US);
Kevin Sethapun, Savannah, GA (US);
Salvador Gonzalez, Savannah, GA
(US); **Katherine Young,** Savannah, GA
(US)

(73) Assignee: **Gulfstream Aerospace Corporation,**
Savannah, GA (US)

(**) Term: **15 Years**

(21) Appl. No.: **29/709,952**

(22) Filed: **Oct. 18, 2019**

(51) **LOC (12) Cl.** **06-02**

(52) **U.S. Cl.**
USPC **D6/384; D6/356**

(58) **Field of Classification Search**
USPC **D6/334-336, 356, 381, 382, 384;**
D12/345

CPC **B64D 2011/0069; B64D 2011/0076; B64D**
2011/0084; B64D 11/0601; B64D
11/0602; B64D 11/0604; B60N 2/345;
A47C 19/22; A47C 17/02

See application file for complete search history.

(56) **References Cited**

U.S. PATENT DOCUMENTS

D327,985 S * 7/1992 Harris D6/335
6,059,364 A * 5/2000 Dryburgh A47C 1/0352
297/354.13

D470,679 S * 2/2003 Lee D6/384
D544,237 S * 6/2007 Nemschoff D6/381
D576,820 S * 9/2008 Priestman B64D 11/0606
D12/345
D695,033 S * 12/2013 Salzberger A47C 1/0352
D6/356
D776,949 S * 1/2017 Hashemi D6/361
2016/0257408 A1 * 9/2016 Gill B64D 11/0606
2016/0297529 A1 * 10/2016 Cailleteau B64D 11/0601

* cited by examiner

Primary Examiner — Cathron C Brooks

(74) *Attorney, Agent, or Firm* — LKGlobal | Lorenz &
Kopf, LLP

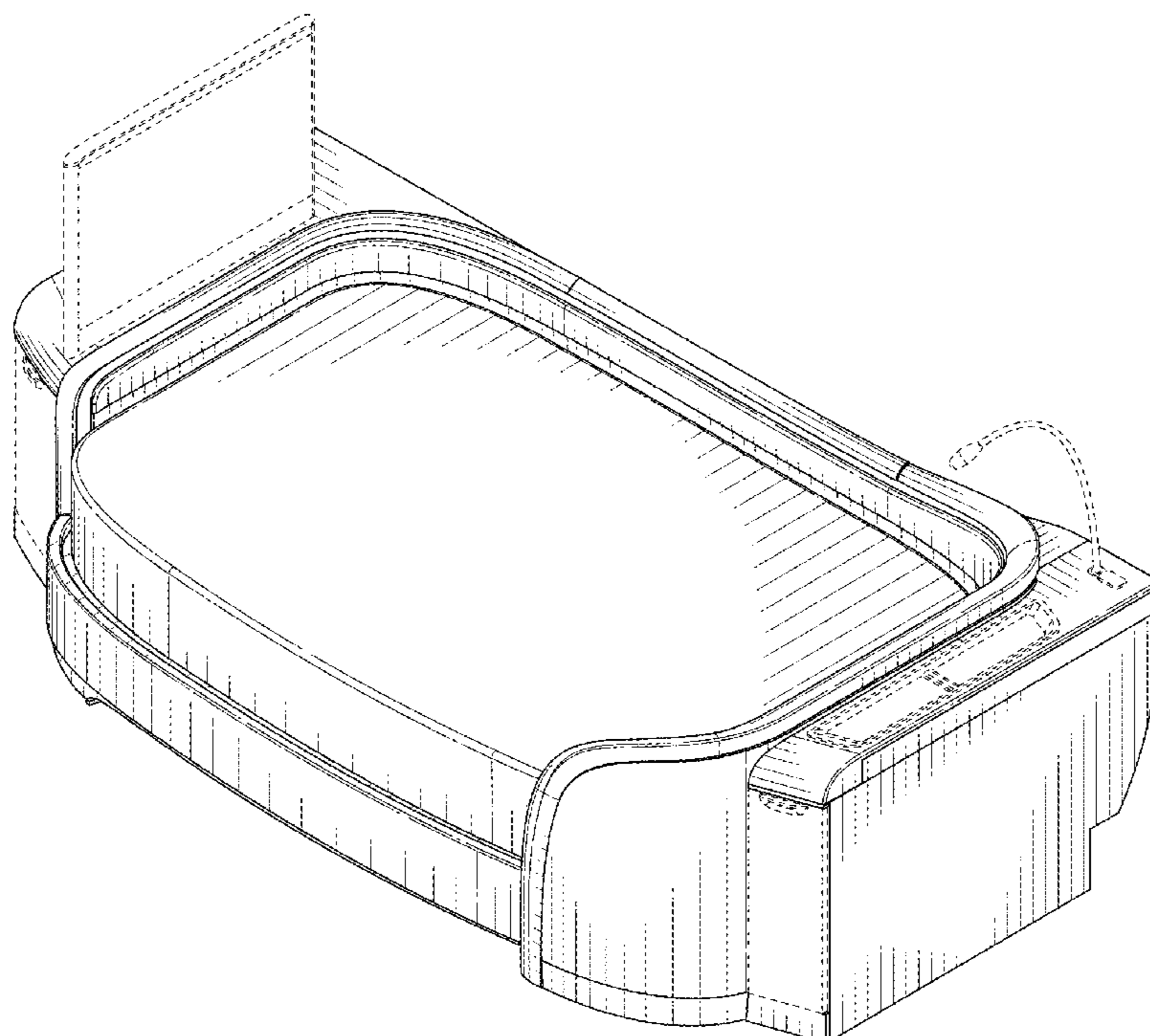
(57) **CLAIM**

The ornamental design of a bed for an aircraft, as shown and described.

DESCRIPTION

FIG. 1 is an upper perspective view of the bed for an aircraft; FIG. 2 is a front view of the bed shown in FIG. 1; FIG. 3 is a left-end view of the bed shown in FIG. 1; FIG. 4 is a right-end view of the bed shown in FIG. 1; and, FIG. 5 is a top view of the bed shown in FIG. 1. The rear view and the bottom view of the bed form no part of the claimed subject matter and are therefore omitted. The broken lines shown in the figures represent portions of the bed that form no part of the claimed design.

1 Claim, 4 Drawing Sheets



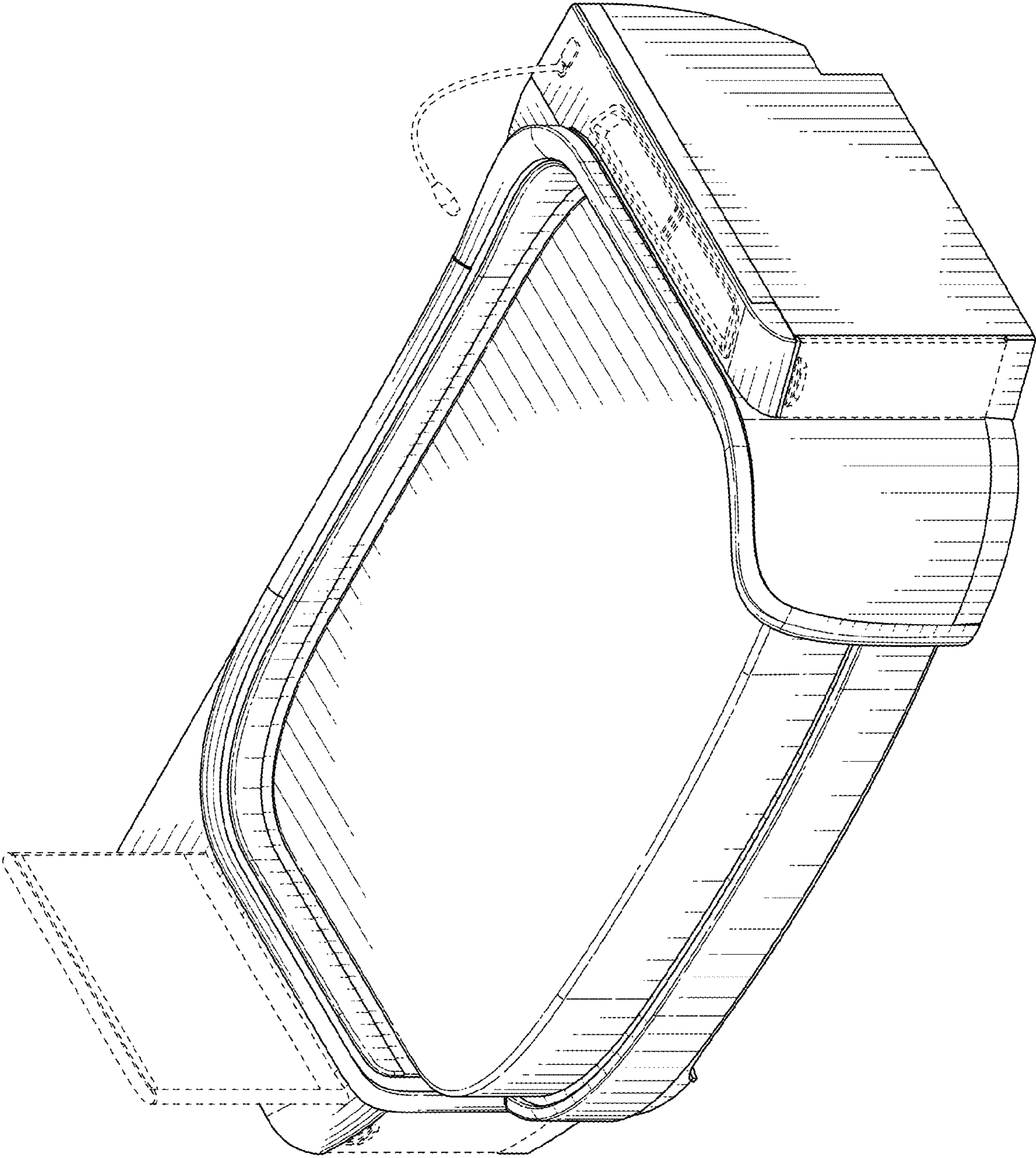


FIG. 1

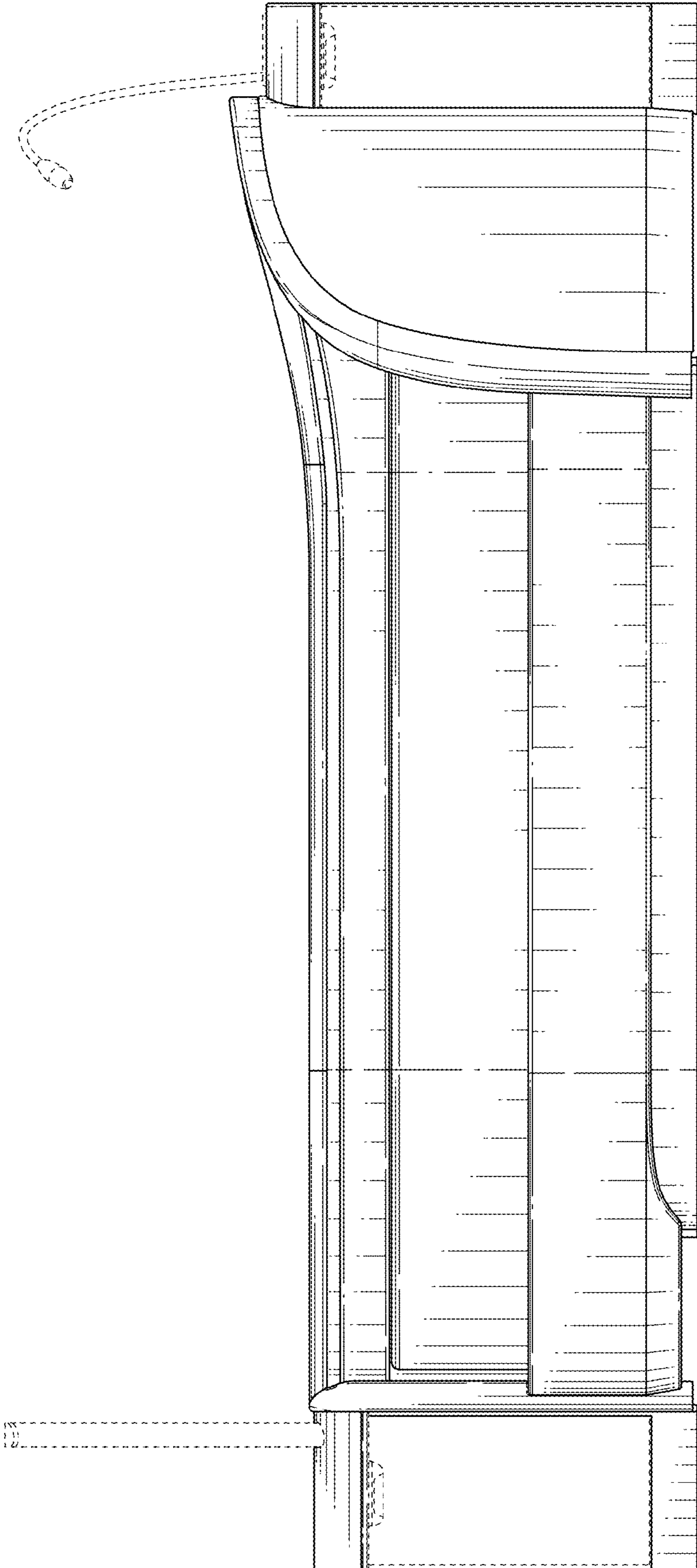


FIG. 2

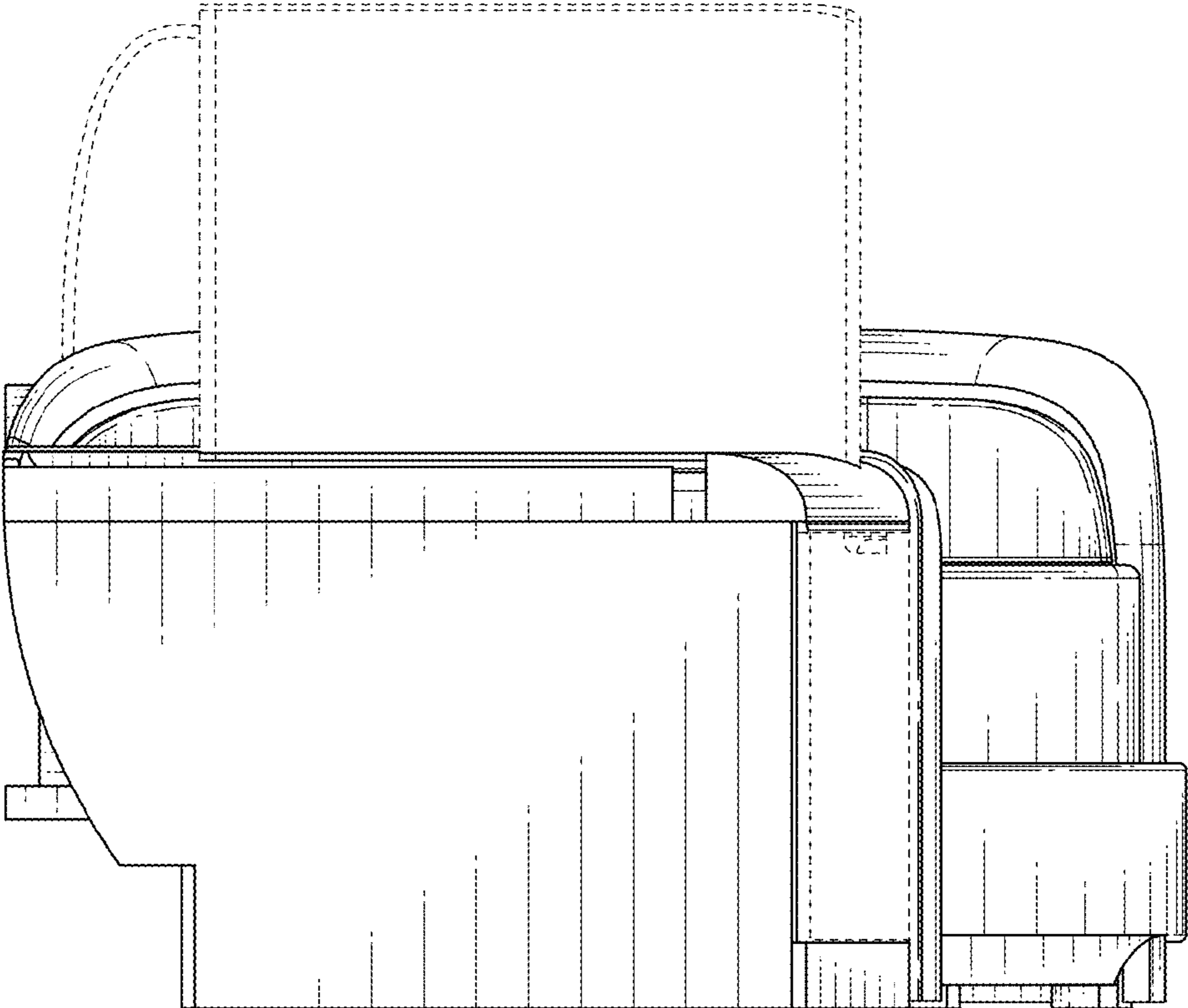


FIG. 3

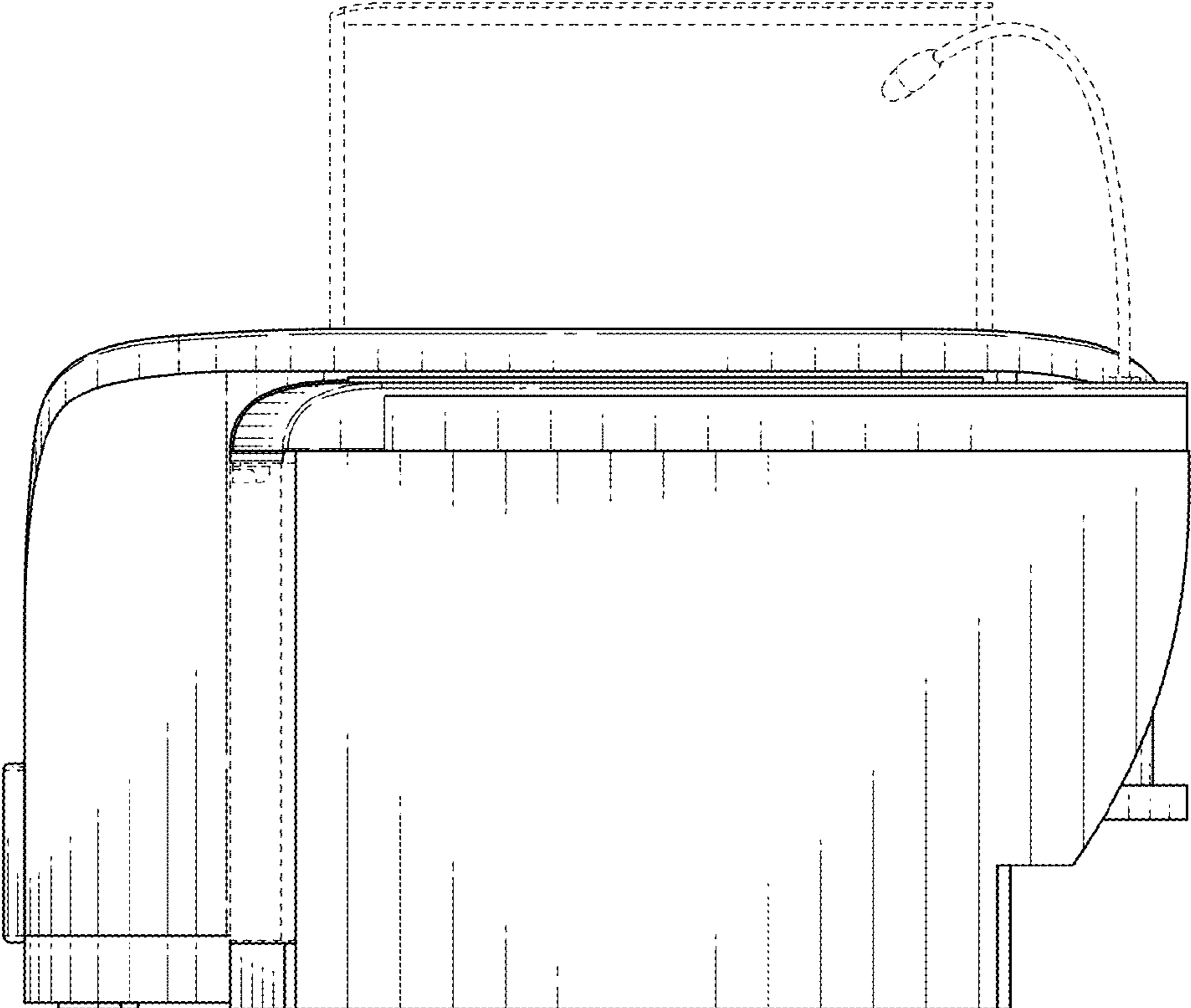


FIG. 4

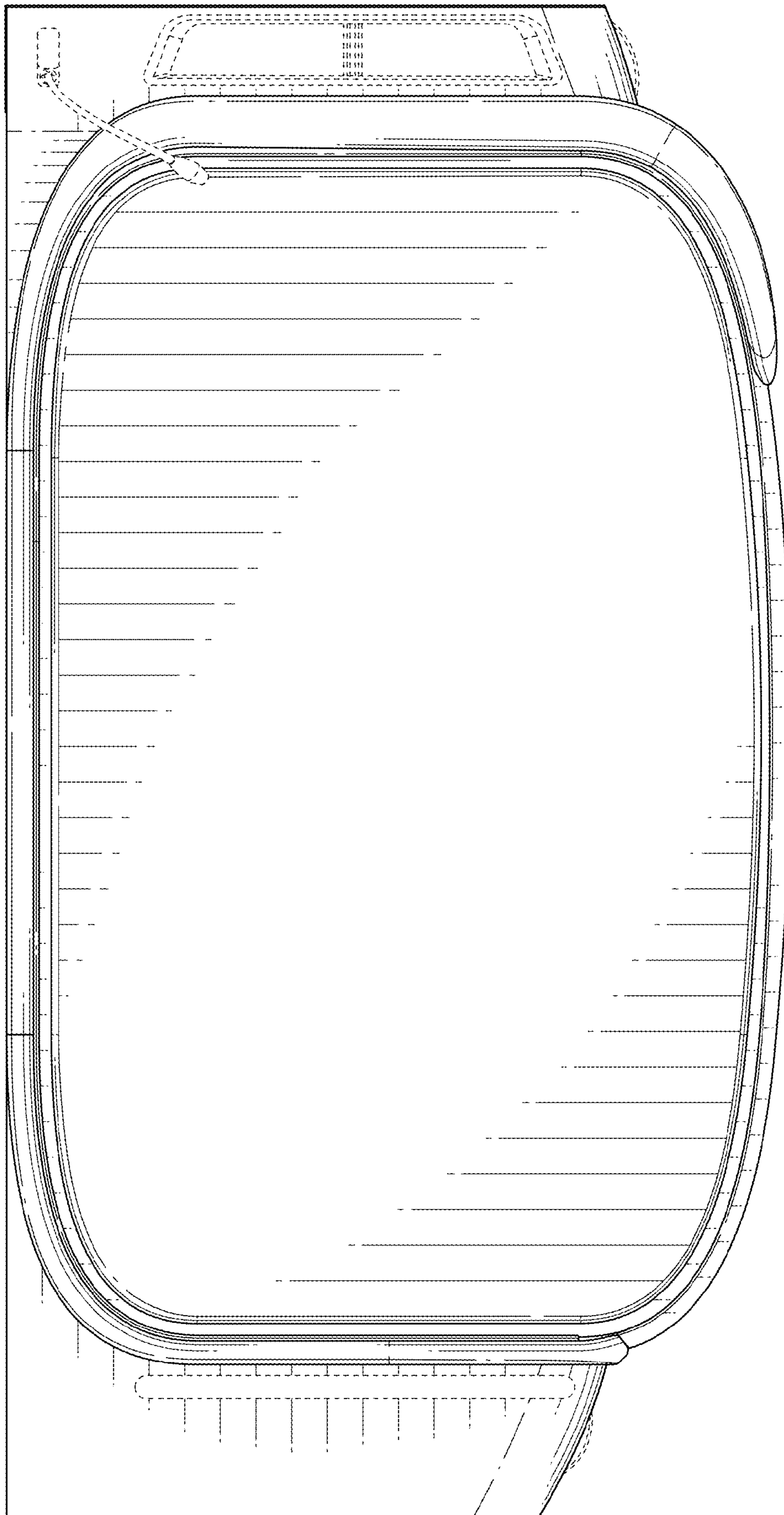


FIG. 5