



US00D906001S

(12) **United States Design Patent** (10) **Patent No.:** **US D906,001 S**  
**Gwee** (45) **Date of Patent:** **\*\* Dec. 29, 2020**

(54) **BUNK BED**  
(71) Applicant: **LB Furniture Sdn Bhd**, Johor (MY)  
(72) Inventor: **An Ling Gwee**, Johor (MY)  
(73) Assignee: **LB Furniture Sdn Bhd**, Johor (MY)  
(\*\*) Term: **15 Years**  
(21) Appl. No.: **29/704,740**  
(22) Filed: **Sep. 6, 2019**  
(51) **LOC (12) Cl.** ..... **06-02**  
(52) **U.S. Cl.**  
USPC ..... **D6/383**  
(58) **Field of Classification Search**  
USPC ..... D6/382-384, 390, 395; D21/520  
CPC ..... A47C 19/20; A47C 19/202; A47C 19/207;  
A47C 19/22; A47D 7/00; A47D 7/005;  
A47D 7/007  
See application file for complete search history.

URL: <https://www.2modern.com/products/perch-bunk-bed> <<https://protect-us.mimecast.com/s/NwZKCYP6o7Cr3n26cMIHGd>>. (Aug. 30, 2019).  
URL: <https://oeufnyc.com/products/perch-bunk-bed?variant=17412064706629> <<https://protect-us.mimecast.com/s/cXZSCzpBvQHmZLw8hgUHiB>>. (Aug. 30, 2019).  
URL: <https://en.smallable.com/perch-birch-bunkbed-oeuf-nyc-18718.html> <<https://protect-us.mimecast.com/s/bGzGCADQNWCN5YlrTYOp3o>>. (Aug. 30, 2019).

\* cited by examiner

*Primary Examiner* — Cathron C Brooks  
(74) *Attorney, Agent, or Firm* — Harness, Dickey & Pierce, P.L.C.

(57) **CLAIM**

The ornamental design for a bunk bed, as shown and described.

(56) **References Cited**

**U.S. PATENT DOCUMENTS**

D641,566 S *	7/2011	Porter	.....	D6/384
D754,452 S *	4/2016	Kingston	.....	D6/383
D825,950 S *	8/2018	Gwee	.....	D6/390
2019/0142175 A1 *	5/2019	Cantrell	.....	F16B 12/36 5/9.1

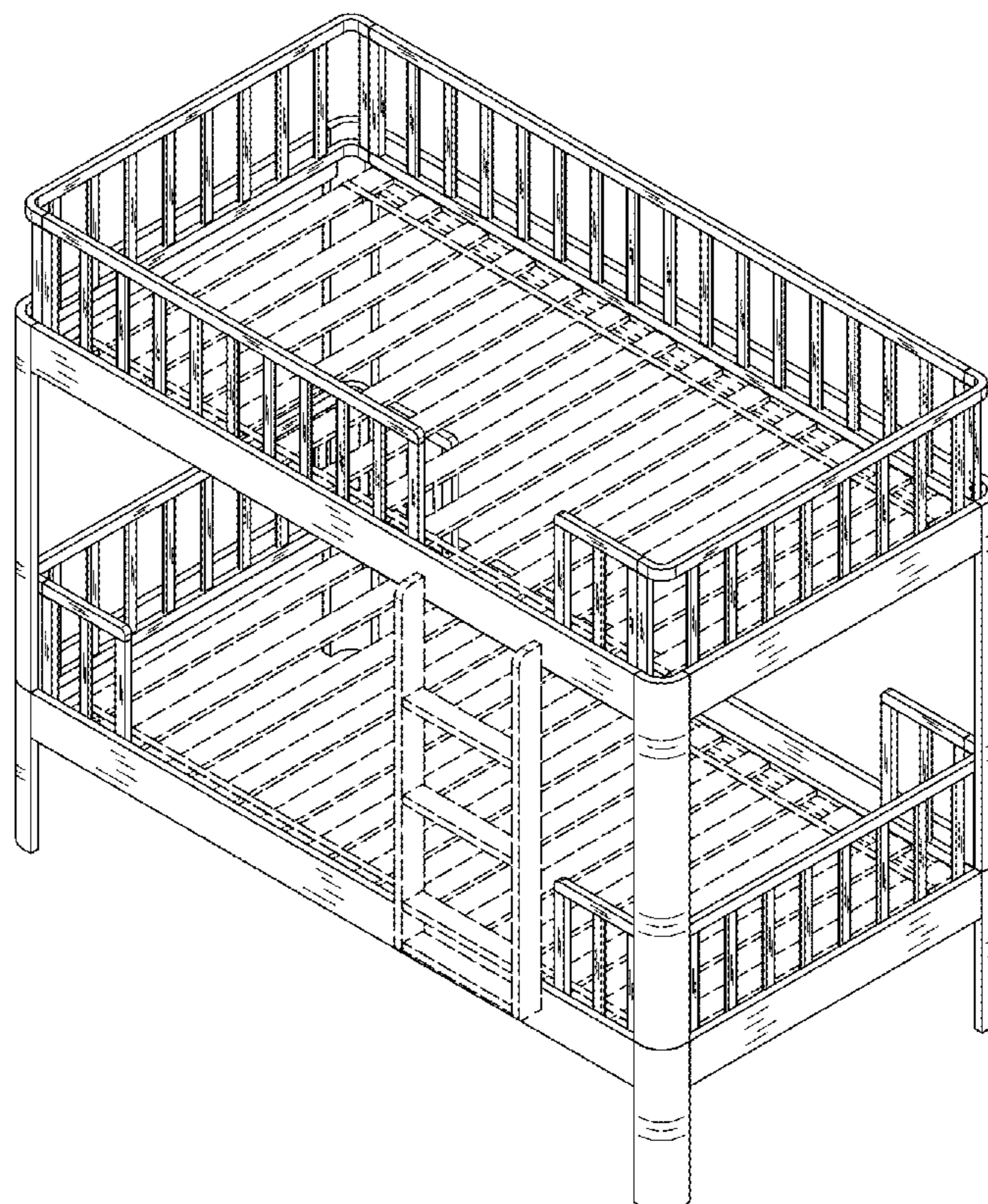
**OTHER PUBLICATIONS**

URL: <https://www.yliving.com/perch-bunk-bed-by-oeuf-OEUY29058.html> <[https://protect-us.mimecast.com/s/YLNDcXkVn8C1jORmF8R\\_Kg](https://protect-us.mimecast.com/s/YLNDcXkVn8C1jORmF8R_Kg)>. (Aug. 30, 2019).

**DESCRIPTION**

FIG. 1 is a front, upper perspective view of a bunk bed of my new design;  
FIG. 2 is a front view of the bunk bed of FIG. 1;  
FIG. 3 is a rear view of the bunk bed of FIG. 1;  
FIG. 4 is a right view of the bunk bed of FIG. 1;  
FIG. 5 is a left view of the bunk bed of FIG. 1; and,  
FIG. 6 is a top view of the bunk bed of FIG. 1.  
The broken lines in the figures illustrate portions of the bunk bed that form no part of the claimed design.

**1 Claim, 6 Drawing Sheets**



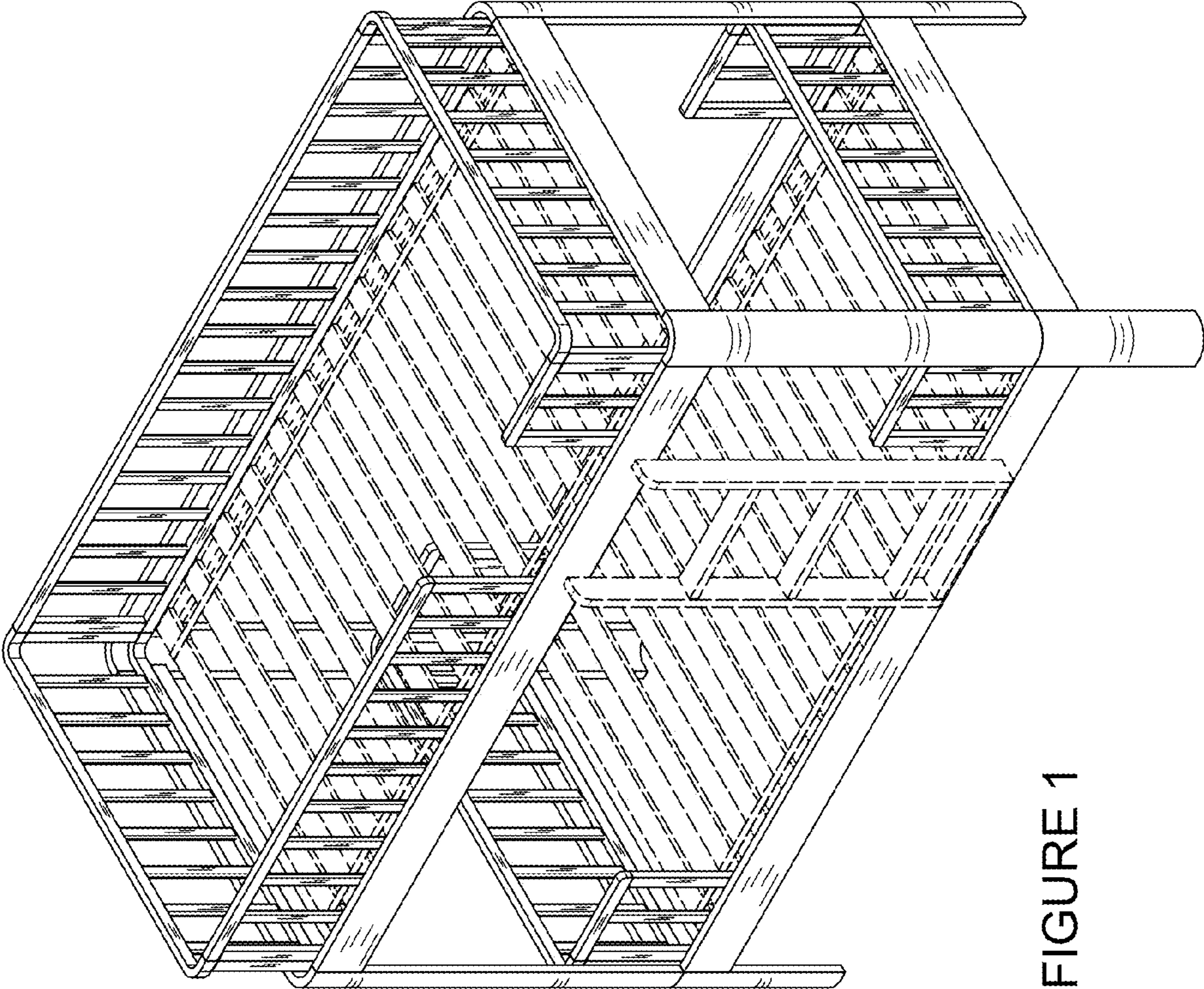


FIGURE 1



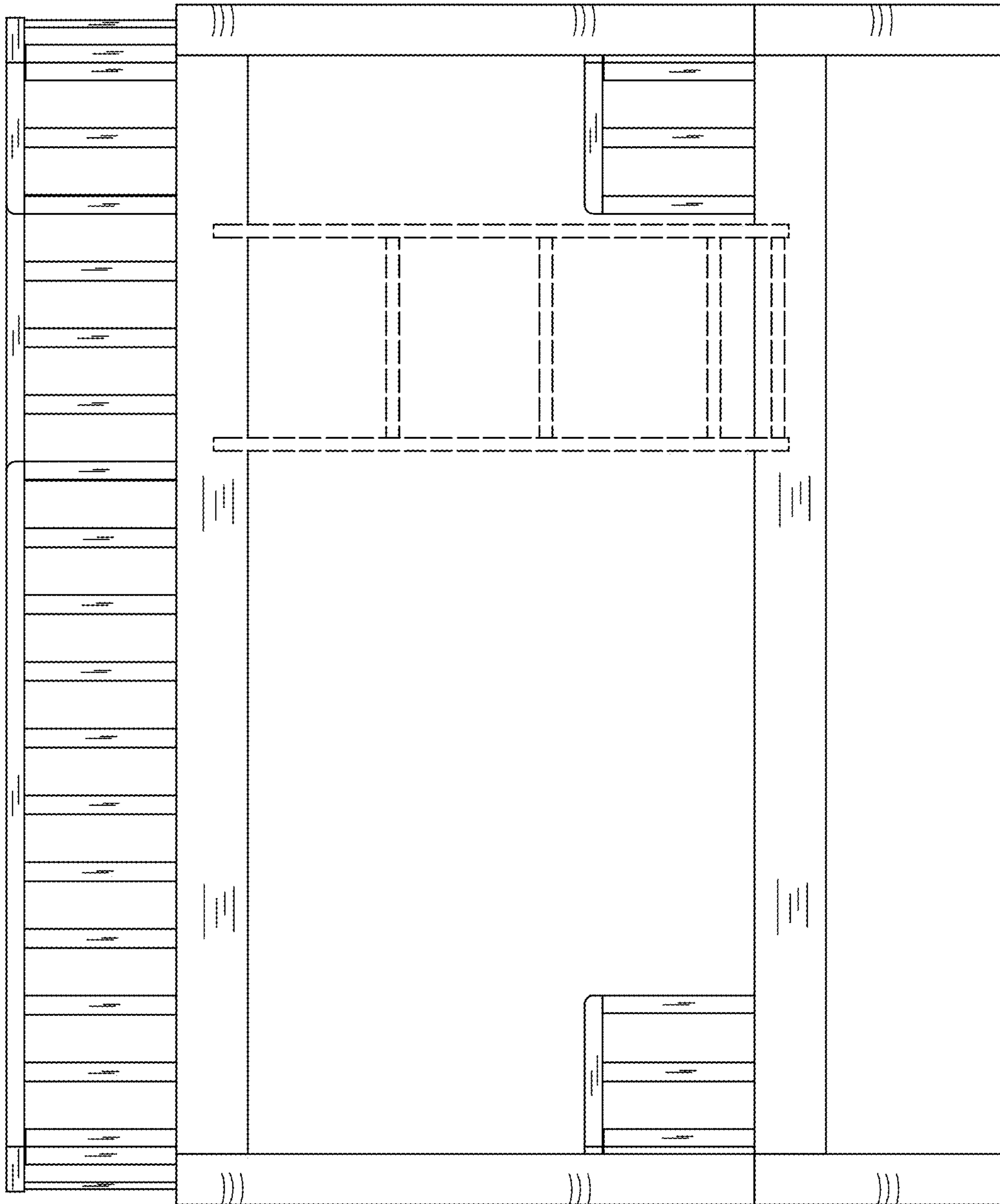


FIGURE 2

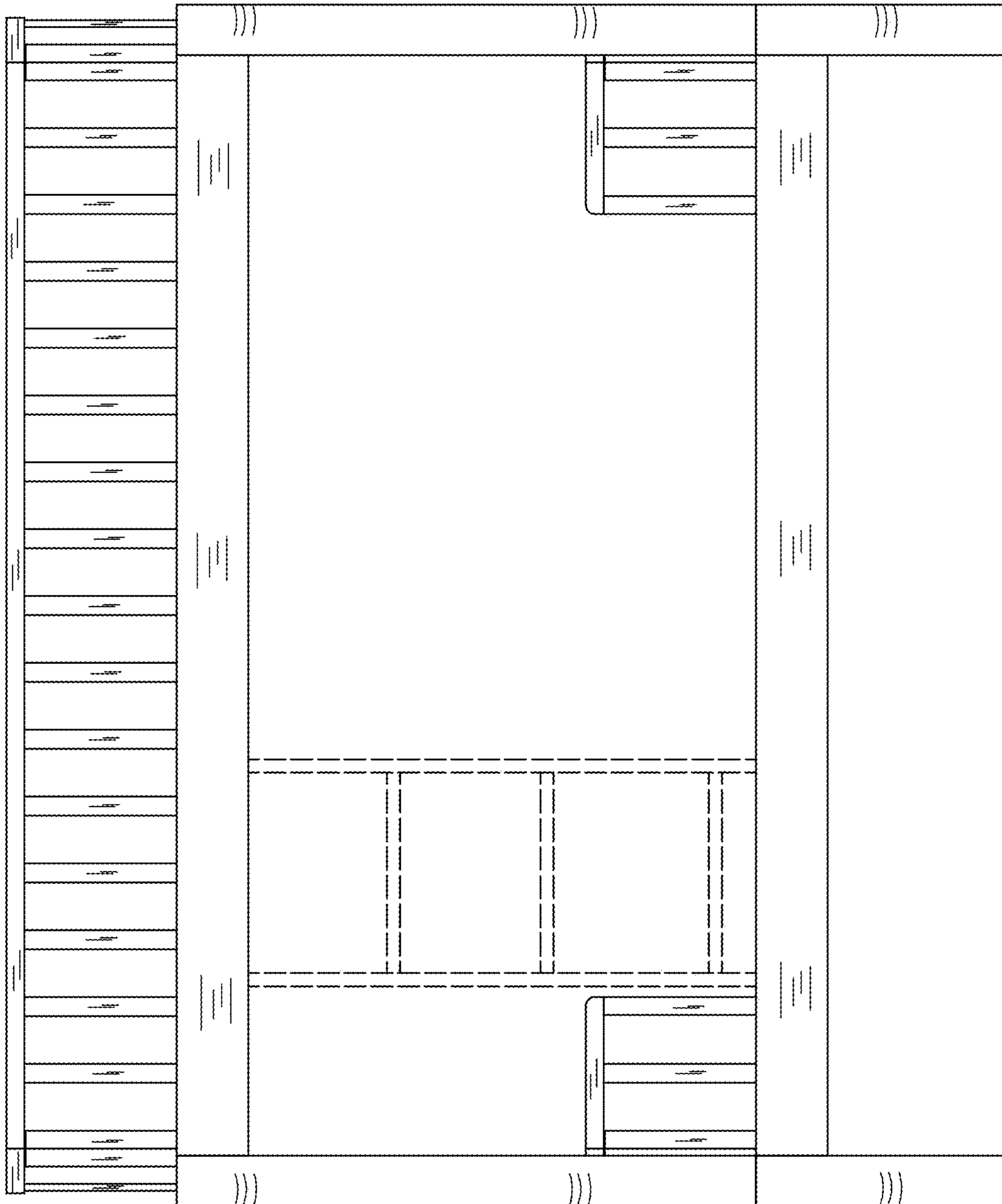


FIGURE 3

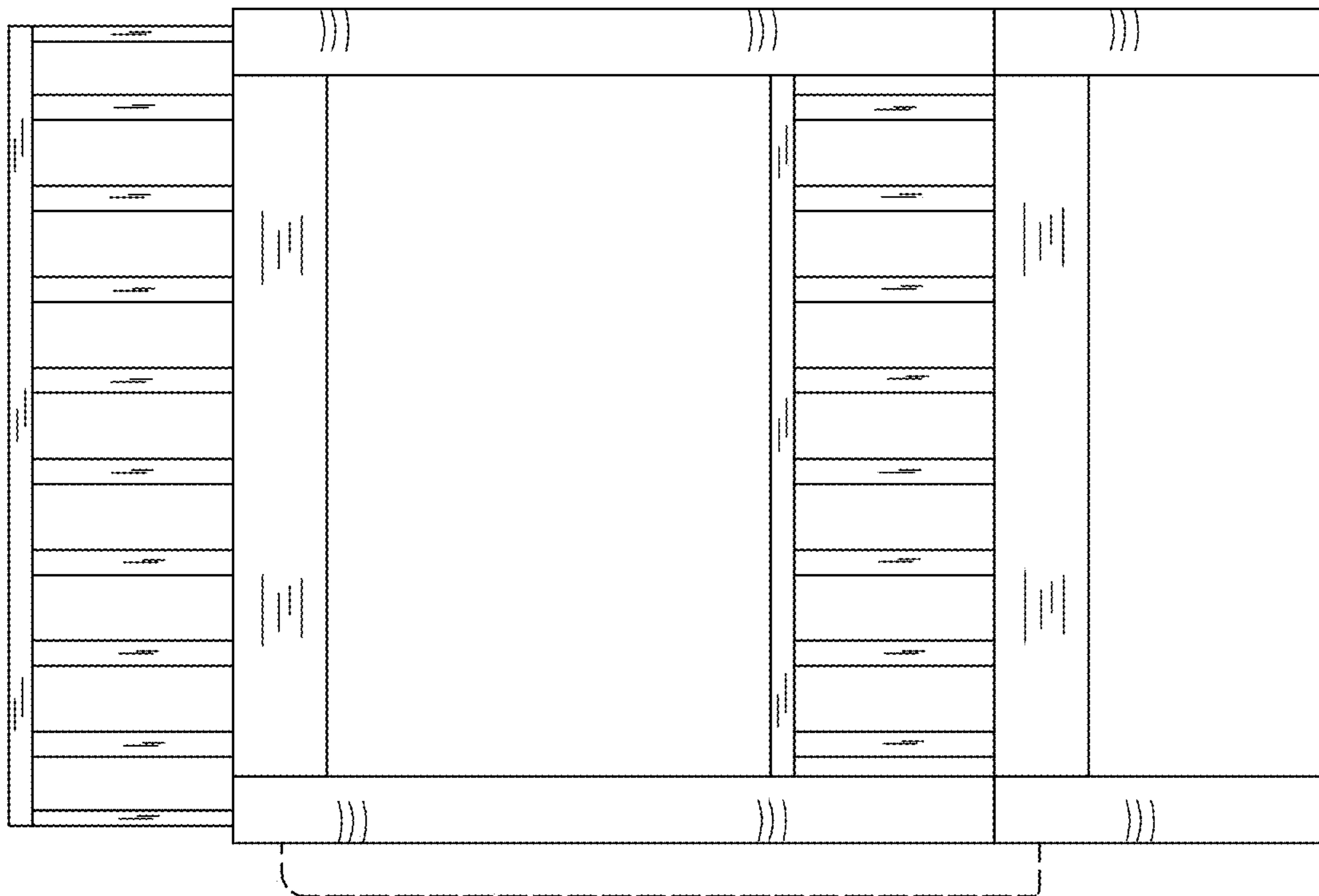


FIGURE 4

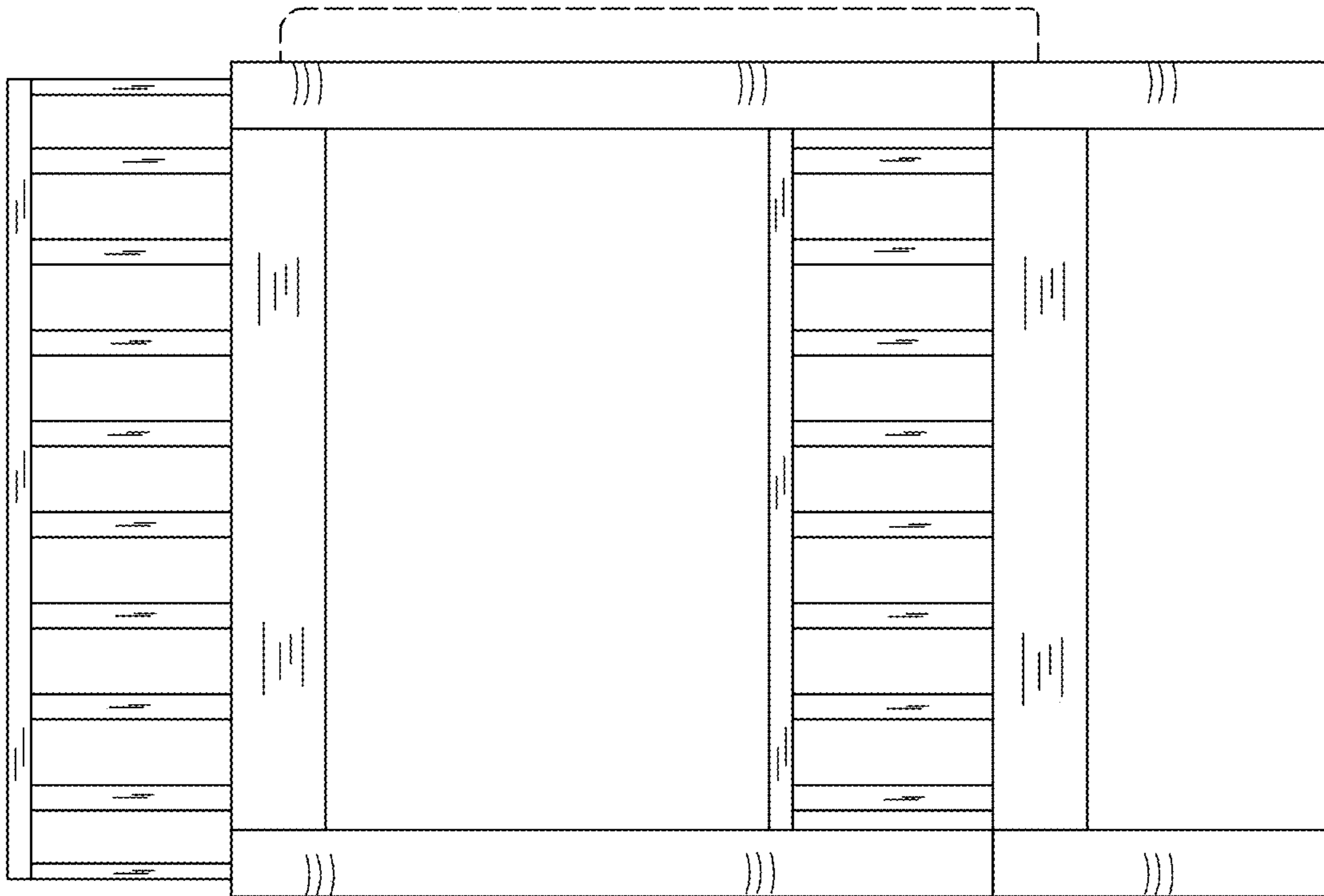


FIGURE 5

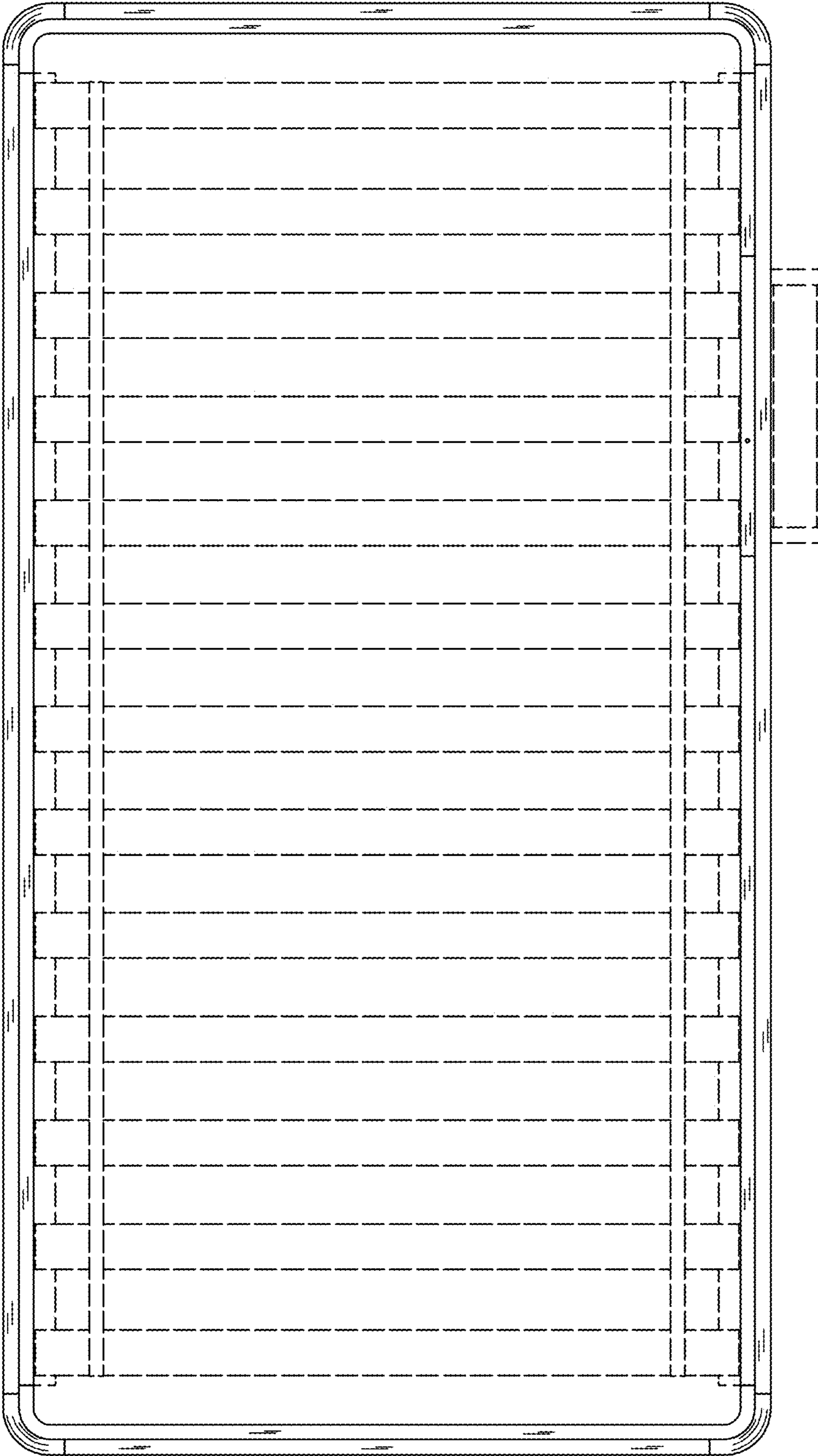


FIGURE 6