

US00D905953S

(12) **United States Design Patent**
Rauner et al.

(10) **Patent No.:** **US D905,953 S**

(45) **Date of Patent:** **** Dec. 29, 2020**

(54) **SHOE**

(71) Applicant: **Converse Inc.**, Boston, MA (US)

(72) Inventors: **Amy Nicole Rauner**, Somerville, MA (US); **Tyler Okonma**, Los Angeles, CA (US)

(73) Assignee: **Converse Inc.**, Boston, MA (US)

(**) Term: **15 Years**

(21) Appl. No.: **29/685,714**

(22) Filed: **Mar. 29, 2019**

(51) **LOC (12) Cl.** **02-04**

(52) **U.S. Cl.**
USPC **D2/973**

(58) **Field of Classification Search**
USPC D2/896, 902, 904, 906-908, 944, 969,
D2/972-974; D5/47, 49, 50, 53, 54, 56,
D5/60

CPC ... A43B 13/181; A43B 13/141; A43B 13/186;
A43B 13/188; A43B 23/00; A43B 23/02;
A43B 5/00; A43B 23/26; A43B 1/04;
A43B 11/14; A43B 7/00; A43B 3/12;
A43C 3/00; A43C 5/00; A43C 7/00;
A43C 11/004

See application file for complete search history.

(56) **References Cited**

U.S. PATENT DOCUMENTS

D322,878 S * 1/1992 Hatfield D2/969
D348,978 S * 7/1994 Avar D2/912

D355,756 S * 2/1995 Vestuti D2/969
D383,298 S * 9/1997 Yun D2/972
D385,395 S * 10/1997 Morris D2/969
D404,193 S * 1/1999 Tong D2/972
D527,517 S * 9/2006 Gajowskyj D2/972
D548,446 S * 8/2007 Petrie D2/972
D641,966 S * 7/2011 Fuhrer D2/972
D725,887 S * 4/2015 Bosomworth D2/972
D746,036 S * 12/2015 Harlow D2/972
D877,480 S * 3/2020 Martin D2/972
D885,035 S * 5/2020 Devito D2/969
D887,118 S * 6/2020 Enayah D2/972
D889,108 S * 7/2020 Sullivan D2/973

* cited by examiner

Primary Examiner — Dominic V Simone

(74) *Attorney, Agent, or Firm* — Banner & Witcoff, Ltd.

(57) **CLAIM**

The ornamental design for a shoe, as shown and described.

DESCRIPTION

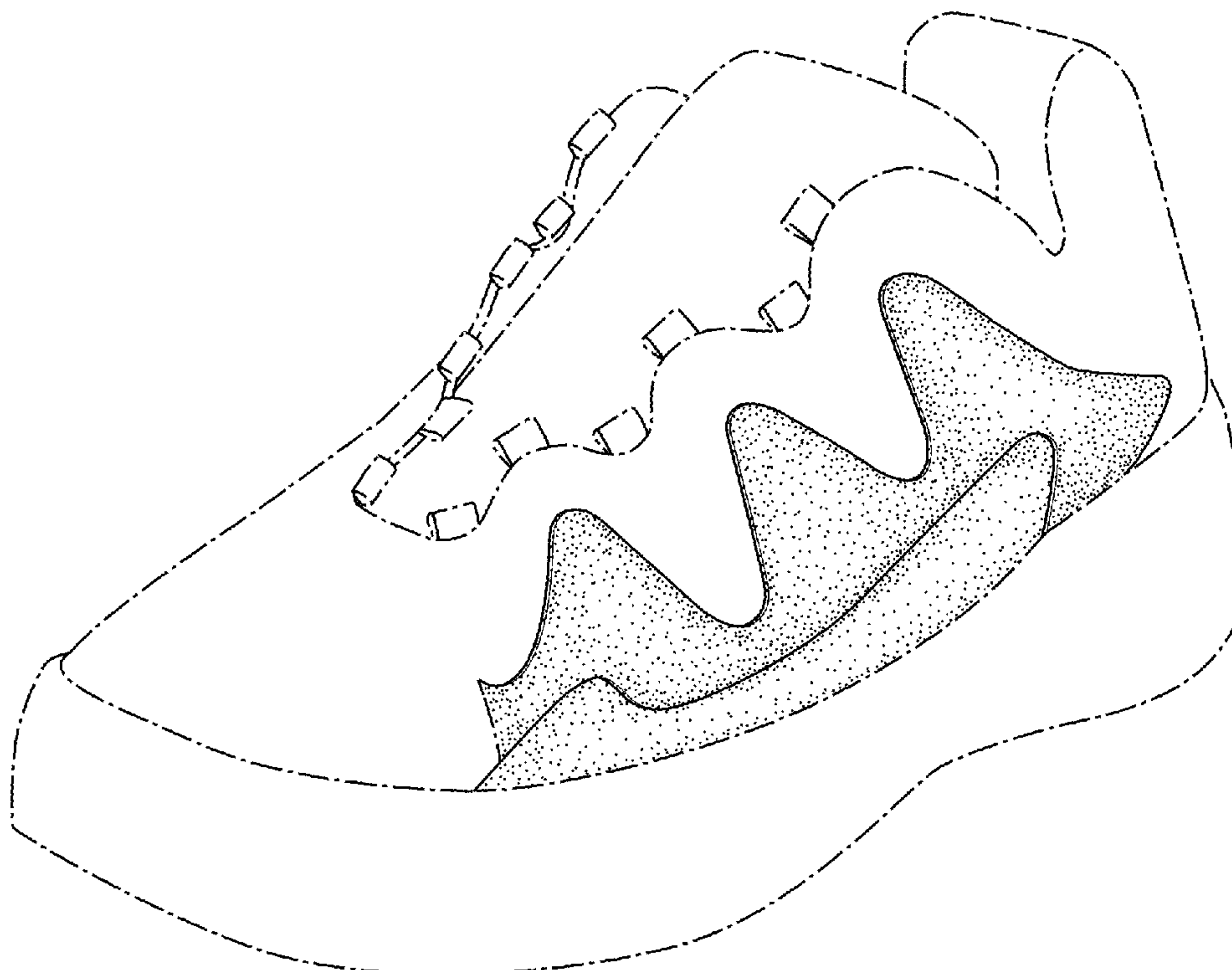
FIG. 1 is a front perspective view of a shoe showing our new design;

FIG. 2 is a side view thereof; and,

FIG. 3 is a rear perspective view thereof.

The broken lines immediately adjacent to the shaded area define the bounds of the claimed design and form no part thereof. The broken lines depicting the remainder of the shoe show features that form no part of the claimed design.

1 Claim, 3 Drawing Sheets



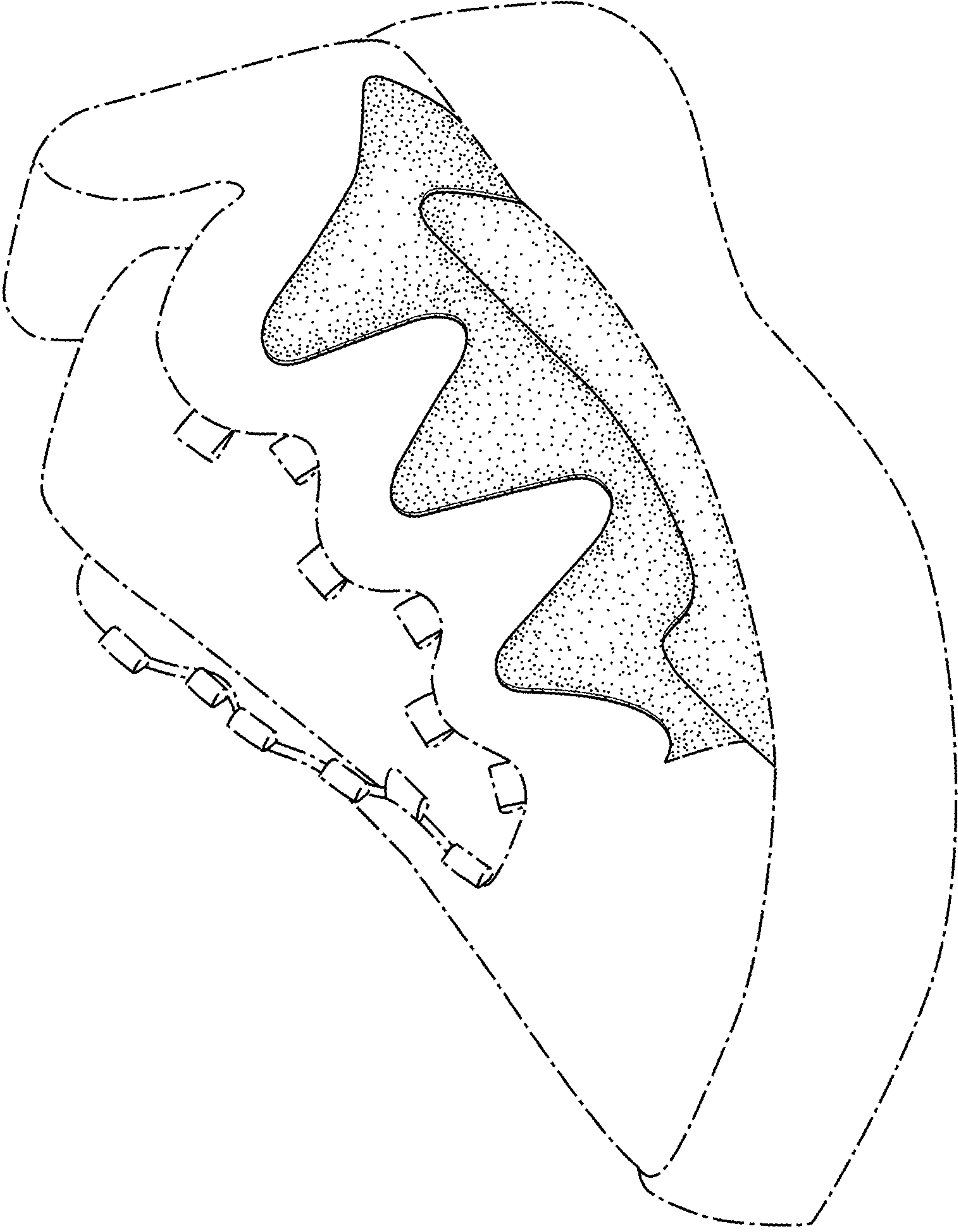


FIG. 1

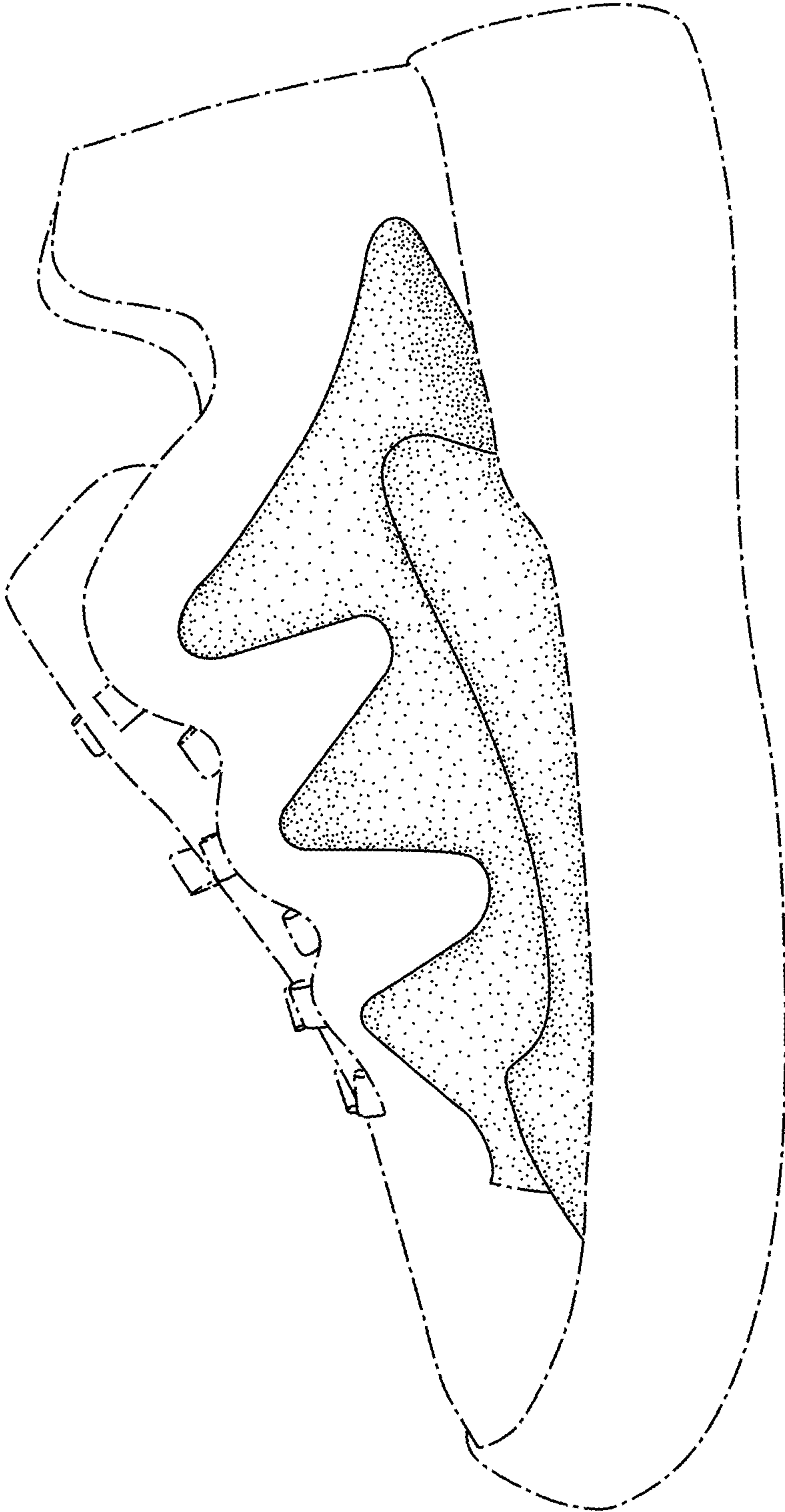


FIG. 2

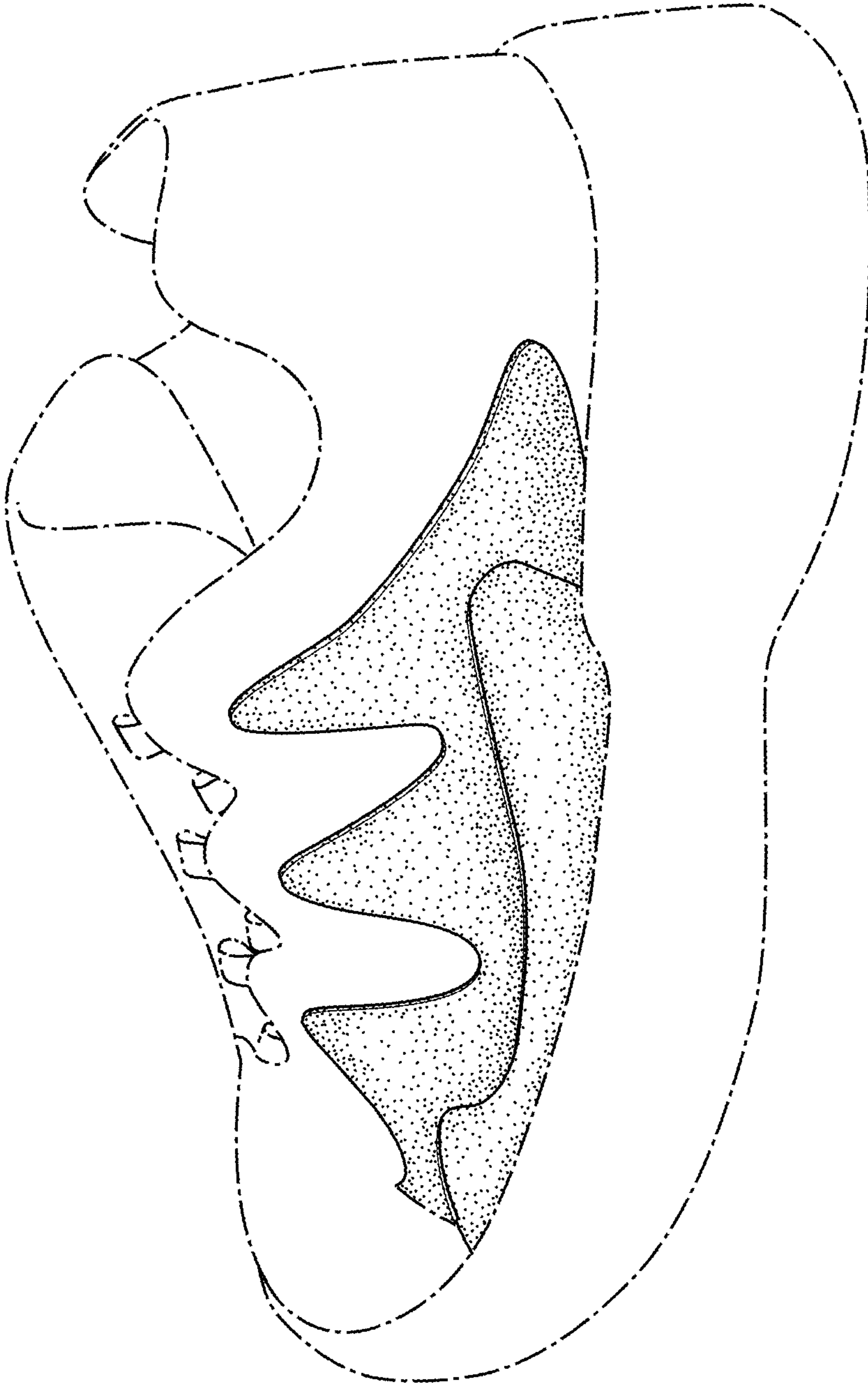


FIG. 3