



US00D905950S

(12) **United States Design Patent**
Winfield

(10) **Patent No.:** **US D905,950 S**

(45) **Date of Patent:** **** Dec. 29, 2020**

(54) **SHOE**

(71) Applicant: **NIKE, Inc.**, Beaverton, OR (US)

(72) Inventor: **Andrew Winfield**, Beaverton, OR (US)

(73) Assignee: **NIKE, Inc.**, Beaverton, OR (US)

(**) Term: **15 Years**

(21) Appl. No.: **29/691,382**

(22) Filed: **May 15, 2019**

(51) **LOC (12) Cl.** **02-04**

(52) **U.S. Cl.**
USPC **D2/972**

(58) **Field of Classification Search**

USPC D2/896, 902, 904, 906-908, 944, 969,
D2/972-974; D5/47, 49, 50, 53, 54, 56,
D5/60

CPC ... A43B 13/181; A43B 13/141; A43B 13/186;
A43B 13/188; A43B 23/00; A43B 23/02;
A43B 5/00; A43B 23/26; A43B 1/04;
A43B 11/14; A43B 7/00; A43B 3/12;
A43C 3/00; A43C 5/00; A43C 7/00;
A43C 11/004; A43C 1/00; A43C 1/06
See application file for complete search history.

(56) **References Cited**

U.S. PATENT DOCUMENTS

D90,235 S *	7/1933	Daniels	D2/972
D128,617 S *	8/1941	Brady	D2/972
D296,381 S *	6/1988	Selbiger	D2/970
D297,882 S *	10/1988	Tong	D2/970
D302,899 S *	8/1989	Brown	D2/972
D311,268 S *	10/1990	Hatfield	D2/970
D327,162 S	6/1992	Hatfield	
D515,287 S *	2/2006	Ardissono	D2/907
D531,398 S *	11/2006	Petrie	D2/973

D561,446 S *	2/2008	Belley	D2/969
D571,990 S *	7/2008	James	D2/969
D614,384 S *	4/2010	Minami	D2/972
D624,297 S *	9/2010	Henderson	D2/972
D629,598 S *	12/2010	Portzline	D2/972
D638,615 S *	5/2011	McMillan	D2/972
D689,686 S *	9/2013	Hardman	D2/972
D734,015 S *	7/2015	Ringholz	D2/969
D783,977 S *	4/2017	Raysse	D2/969
D790,193 S *	6/2017	Mueller	D2/972
D824,651 S *	8/2018	Greenhalgh	D2/969
D826,532 S *	8/2018	Ringholz	D2/969
D827,287 S *	9/2018	Behr	D2/972
D829,432 S *	10/2018	Sokol	D2/973
D840,656 S *	2/2019	Hatfield	D2/969
D869,141 S *	12/2019	Cin	D2/972
D870,444 S *	12/2019	Enayah	D2/972
D875,378 S *	2/2020	Blauer	D2/973
D880,139 S *	4/2020	Jury	D2/973

(Continued)

Primary Examiner — Dominic V Simone

(74) *Attorney, Agent, or Firm* — Banner & Witcoff, Ltd.

(57) **CLAIM**

The ornamental design for a shoe, as shown and described.

DESCRIPTION

FIG. 1 is a rear perspective view of a shoe showing my new design;

FIG. 2 is a rear view thereof;

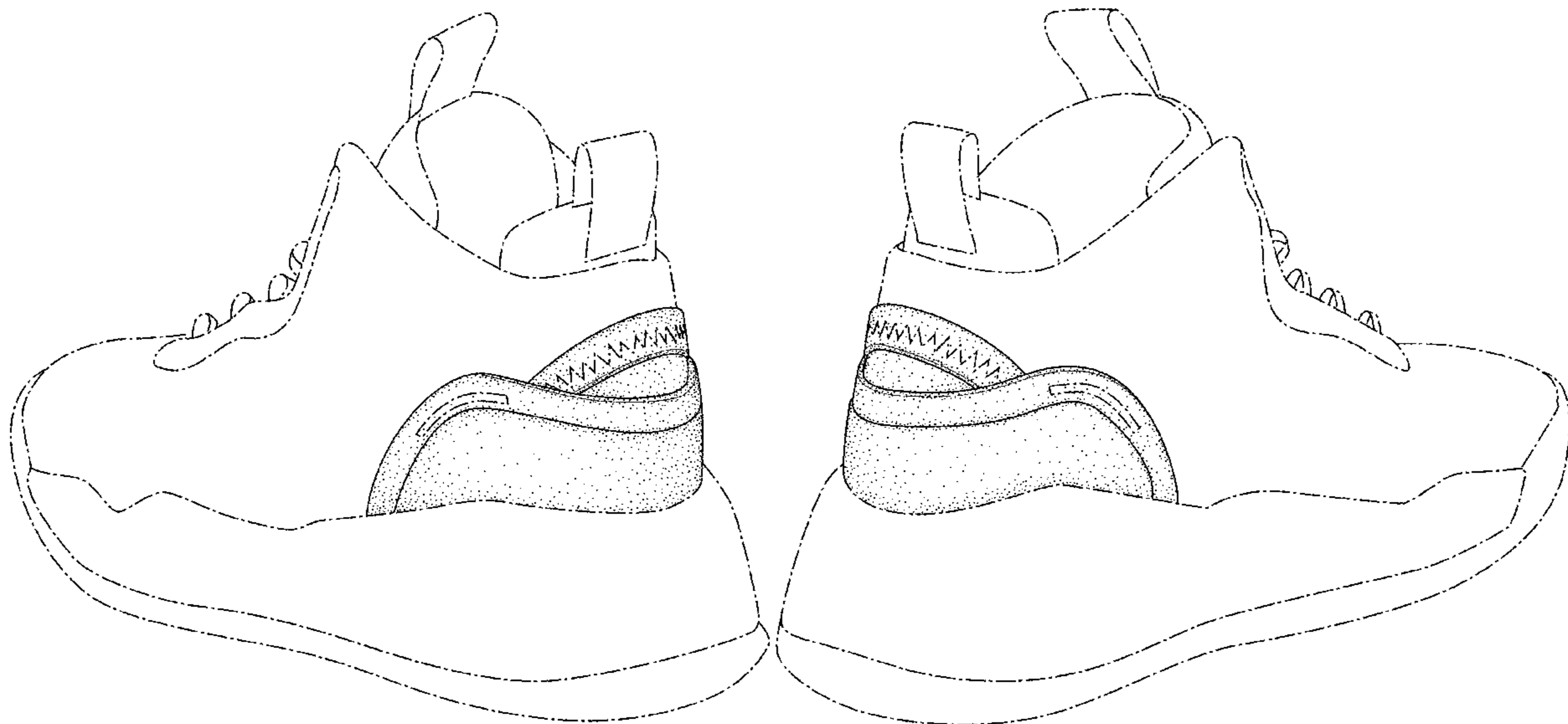
FIG. 3 is an opposite side rear perspective view thereof;

FIG. 4 is a side view thereof; and,

FIG. 5 is an opposite side view thereof.

The broken lines within the shaded area represent stitching which forms no part of the claimed design. The broken lines immediately adjacent to the shaded area define the bounds of the claimed design and form no part thereof. The broken lines depicting the remainder of the shoe show features that form no part of the claimed design.

1 Claim, 5 Drawing Sheets



(56)

References Cited

U.S. PATENT DOCUMENTS

D891,074 S * 7/2020 Aden D2/972
D891,745 S * 8/2020 Han D2/972

* cited by examiner

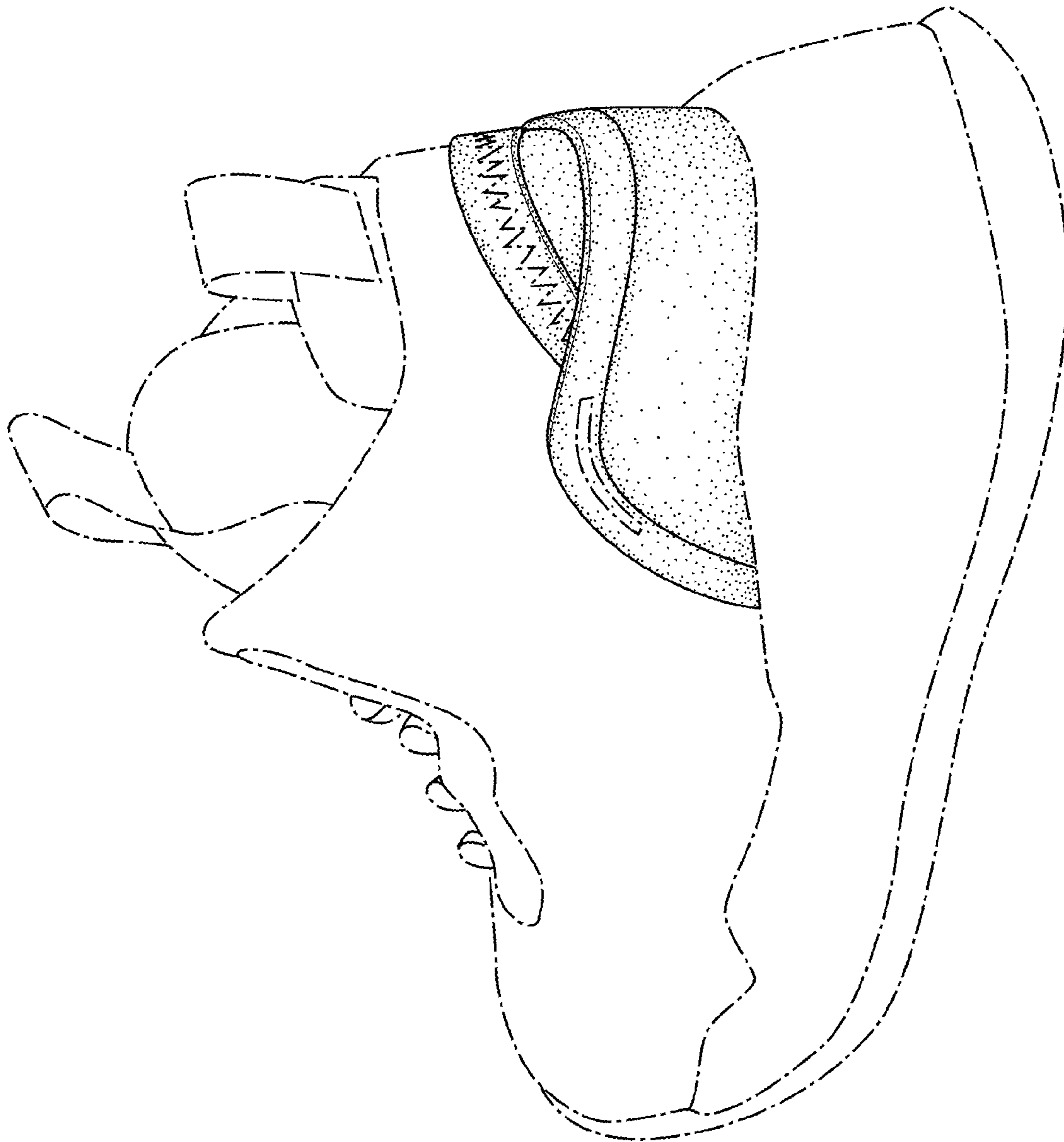


FIG. 1

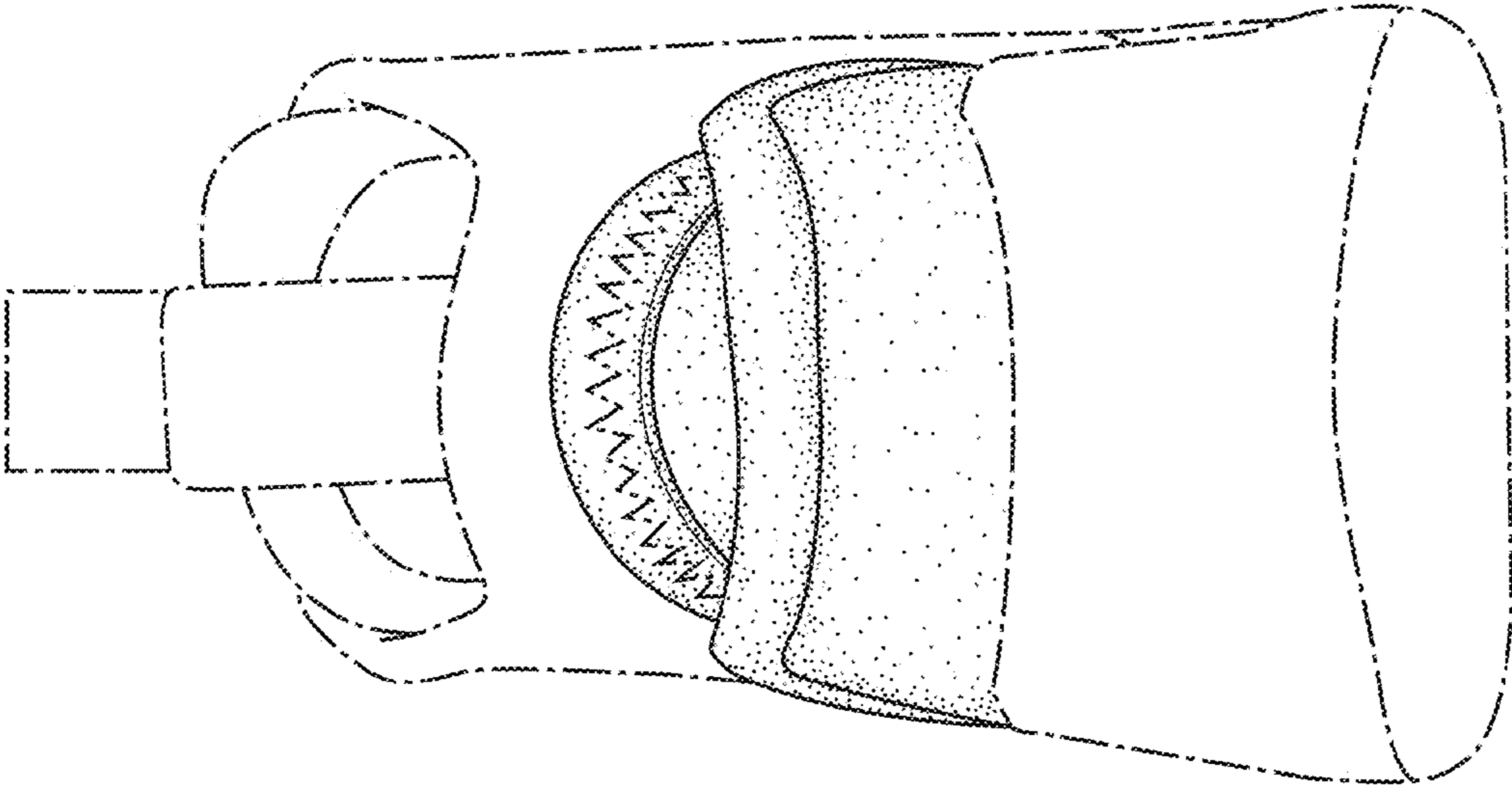


FIG. 2

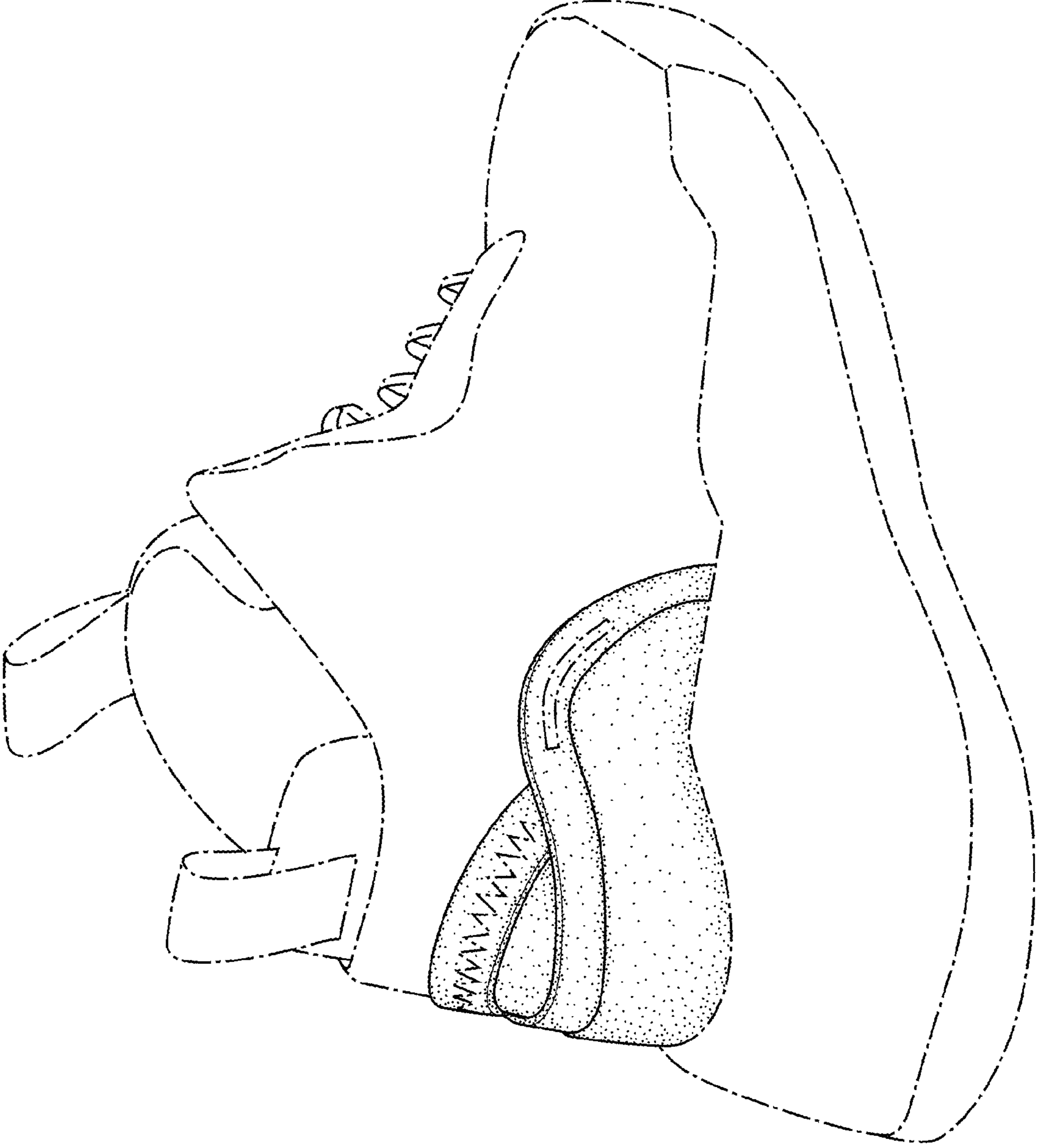


FIG. 3

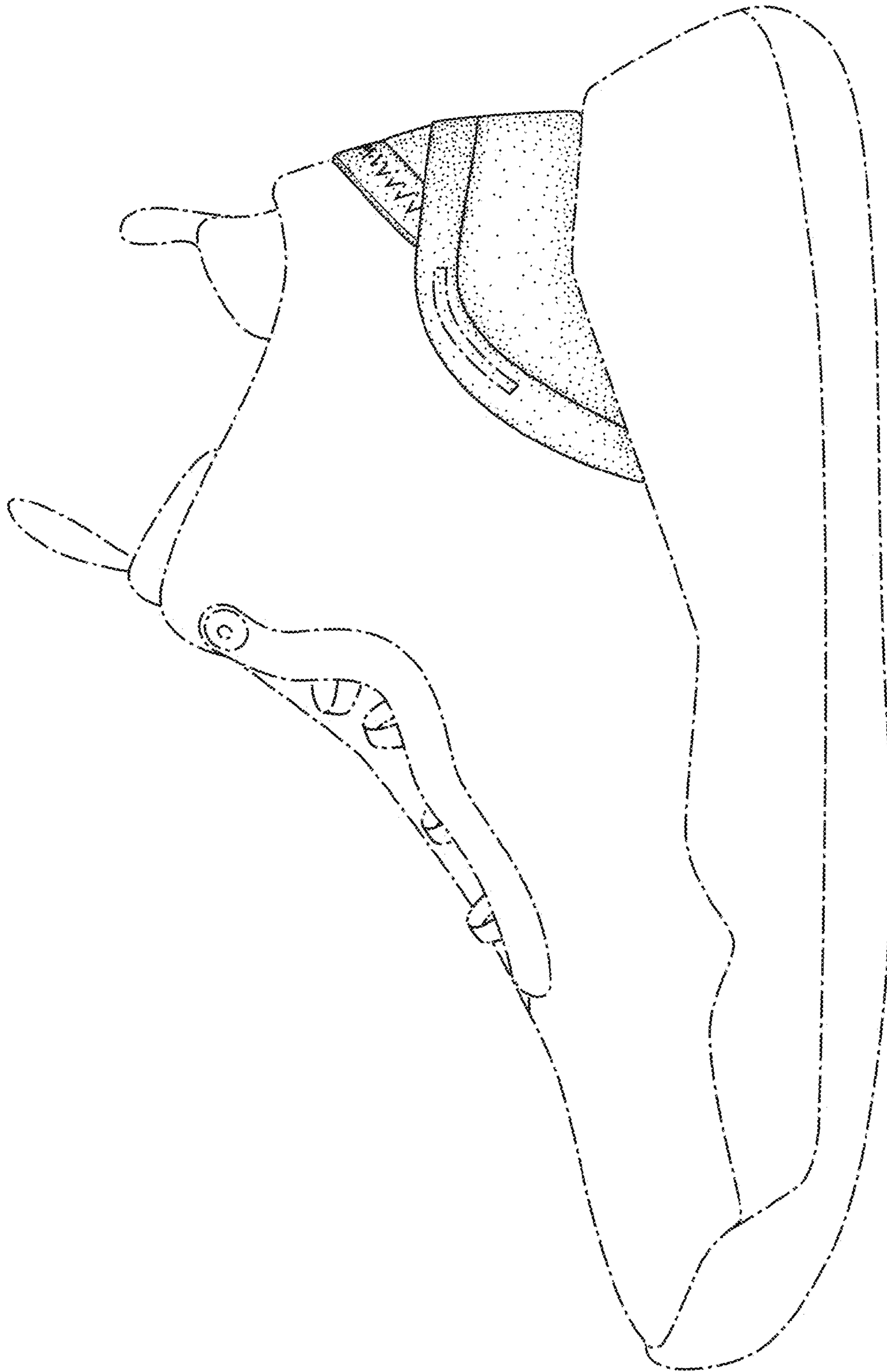


FIG. 4

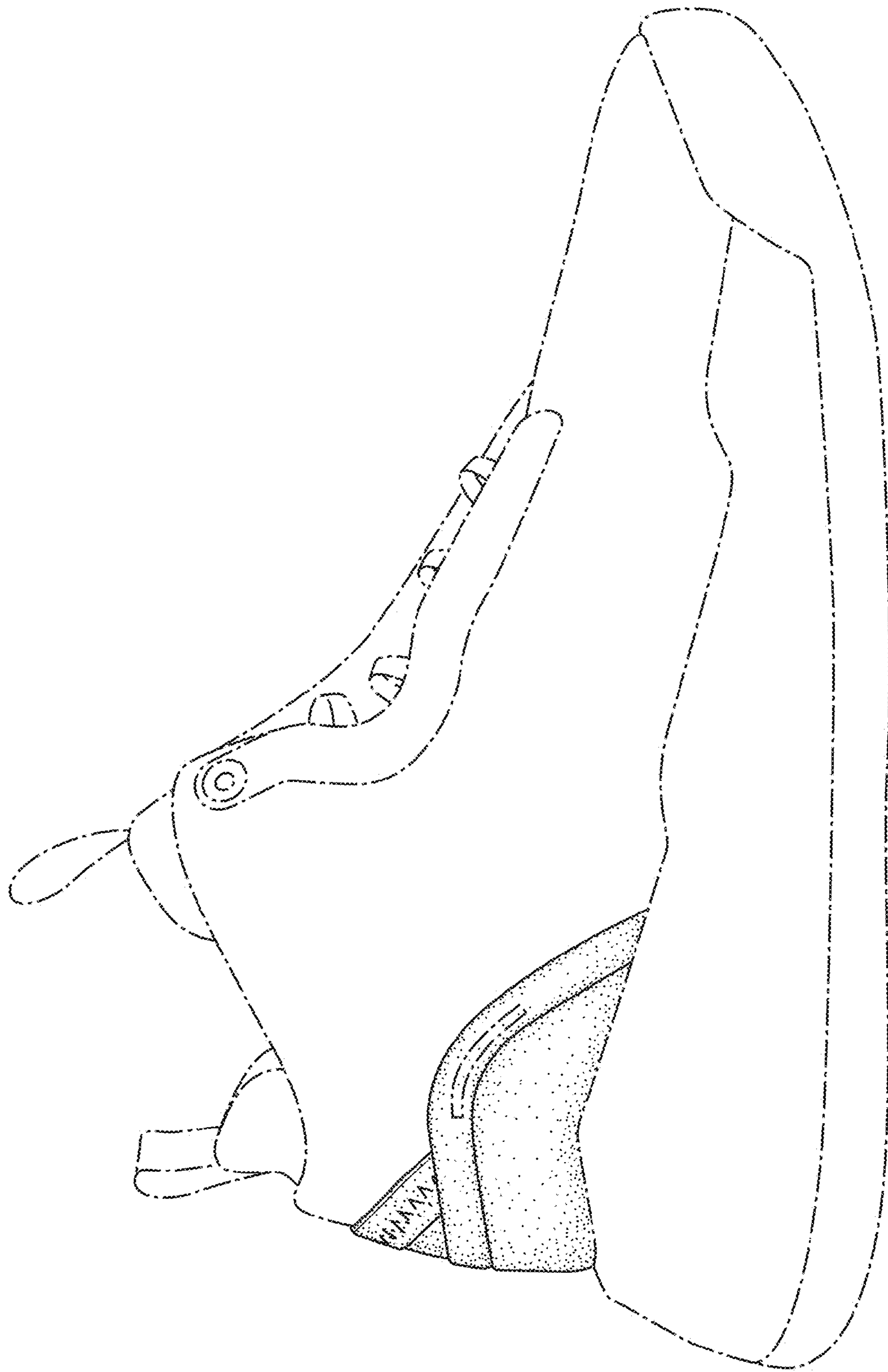


FIG. 5