



US00D905949S

(12) **United States Design Patent**
Lesecq

(10) **Patent No.:** **US D905,949 S**

(45) **Date of Patent:** **** Dec. 29, 2020**

(54) **SHOE**

(71) Applicant: **NIKE, Inc.**, Beaverton, OR (US)

(72) Inventor: **Fiona L. Lesecq**, Portland, OR (US)

(73) Assignee: **NIKE, Inc.**, Beaverton, OR (US)

(**) Term: **15 Years**

(21) Appl. No.: **29/691,177**

(22) Filed: **May 14, 2019**

(51) **LOC (12) Cl.** **02-04**

(52) **U.S. Cl.**
USPC **D2/972**

(58) **Field of Classification Search**

USPC D2/896, 902, 904, 906–908, 944, 969,
D2/972–974; D5/47, 49, 50, 53, 54, 56,
D5/60

CPC ... A43B 13/181; A43B 13/141; A43B 13/186;
A43B 13/188; A43B 23/00; A43B 23/02;
A43B 5/00; A43B 23/26; A43B 1/04;
A43B 11/14; A43B 7/00; A43B 3/12;
A43C 3/00; A43C 5/00; A43C 7/00;
A43C 11/004; A43C 1/04; A43C 1/00;
A43C 1/06

See application file for complete search history.

(56) **References Cited**

U.S. PATENT DOCUMENTS

D329,735 S * 9/1992 Dahlsten D2/970
D361,886 S * 9/1995 Johnson D2/970
D401,757 S * 12/1998 Mervar D2/972
D420,503 S * 2/2000 McDowell D2/972

D431,714 S * 10/2000 Hatfield D2/972
D466,683 S * 12/2002 Chen D2/907
D499,540 S * 12/2004 Smith D2/972
D505,007 S * 5/2005 Morris D2/972
D514,798 S * 2/2006 Avar D2/972
D514,801 S * 2/2006 Hui D2/972
D522,730 S * 6/2006 Holmes D2/972
D522,738 S * 6/2006 Wozniak D2/972
D545,046 S * 6/2007 Caine D2/972
D554,845 S * 11/2007 Caine D2/972
D571,995 S * 7/2008 Mochen D2/969
D616,195 S * 5/2010 Hoffer D2/972
D654,680 S * 2/2012 Mochen D2/969
D683,131 S * 5/2013 Miner D2/972
D802,284 S * 11/2017 McCullagh D2/972
D825,170 S * 8/2018 Hardman D2/972
D844,966 S * 4/2019 Amago D2/972
D867,740 S * 11/2019 Kuerbis D2/972

* cited by examiner

Primary Examiner — Dominic V Simone

(74) *Attorney, Agent, or Firm* — Banner & Witcoff, Ltd.

(57) **CLAIM**

The ornamental design for a shoe, as shown and described.

DESCRIPTION


FIG. 1 is a front perspective view of a shoe showing my new design;

FIG. 2 is a side view thereof; and,

FIG. 3 is a rear perspective view thereof.

The broken lines immediately adjacent to the shaded areas define the bounds of the claimed design and form no part thereof. The broken lines depicting the remainder of the shoe show features that form no part of the claimed design.

1 Claim, 3 Drawing Sheets



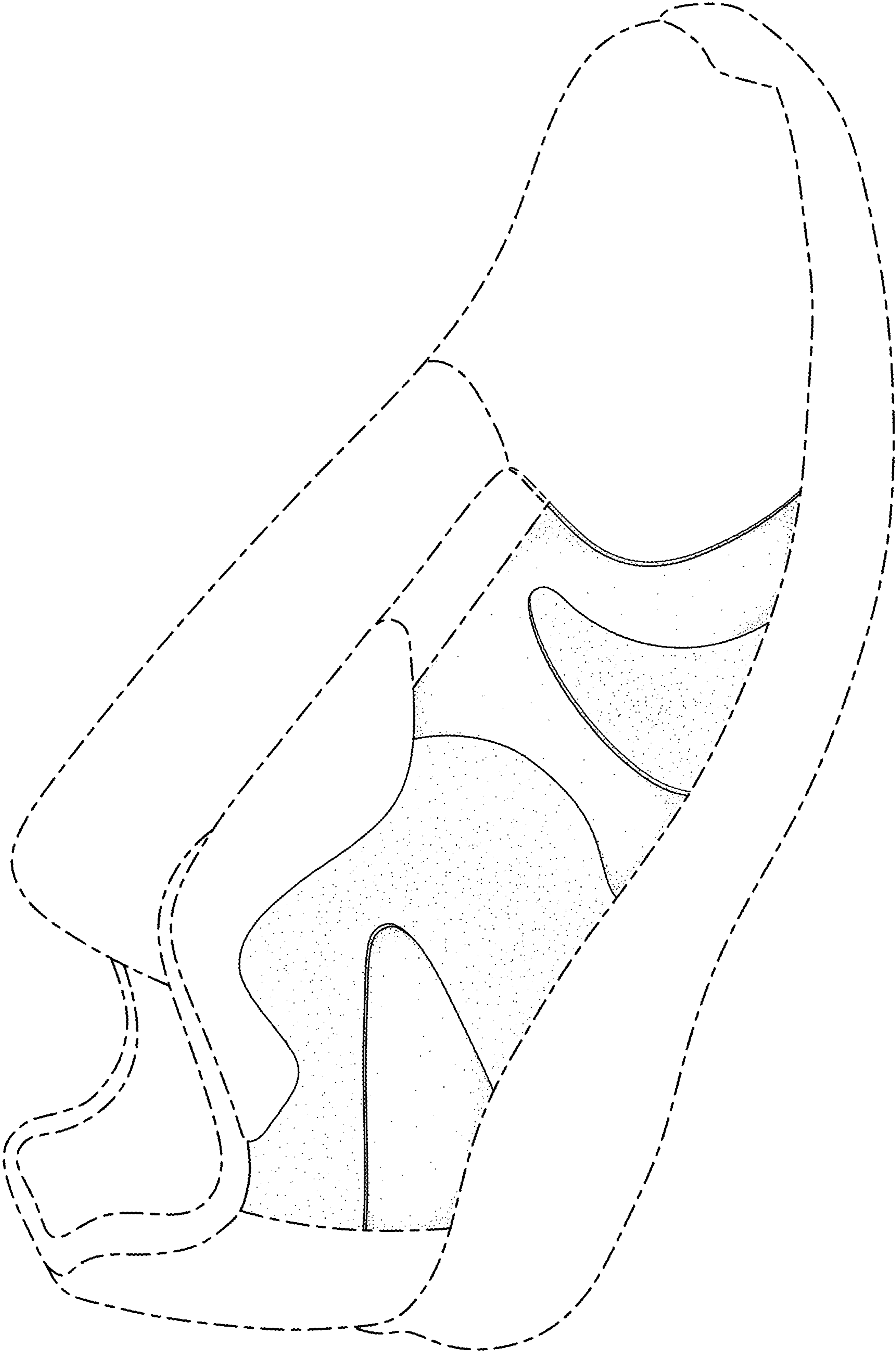


FIG. 1

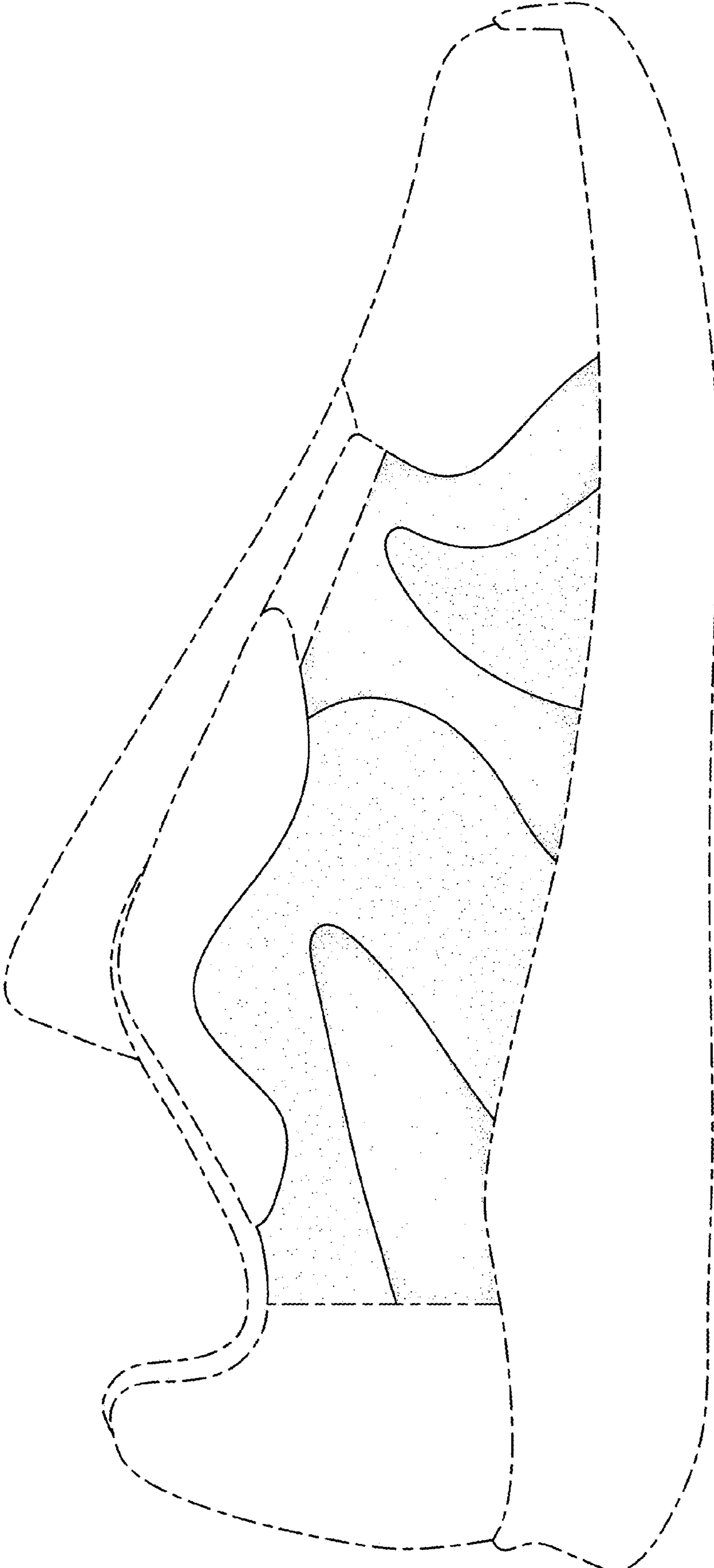


FIG. 2

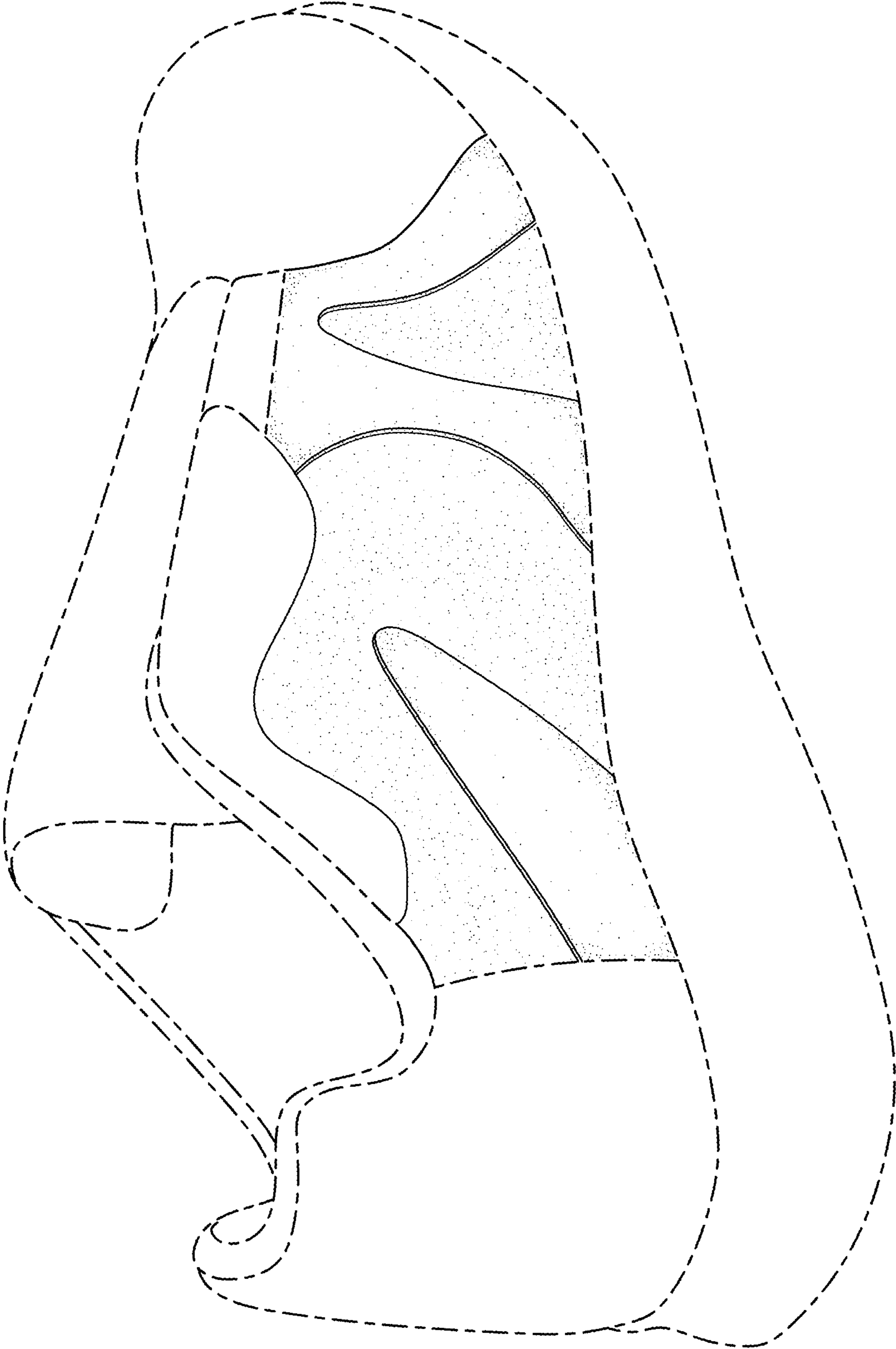


FIG. 3