



US00D905902S

(12) **United States Design Patent** (10) **Patent No.:** **US D905,902 S**
Ryczek (45) **Date of Patent:** **** Dec. 22, 2020**

- (54) **SMOKING ACCESSORIES CASE**
- (71) Applicant: **Nuee Innovation**, La Verne, CA (US)
- (72) Inventor: **William F. Ryczek**, Pomona, CA (US)
- (73) Assignee: **Nuee Innovation**, La Verne, CA (US)
- (**) Term: **15 Years**
- (21) Appl. No.: **29/689,539**
- (22) Filed: **Apr. 30, 2019**
- (51) **LOC (12) Cl.** **27-06**
- (52) **U.S. Cl.**
USPC **D27/172**
- (58) **Field of Classification Search**
USPC D27/172, 101, 175, 183, 186, 187, 189,
D27/19
CPC B65B 19/00; B65B 19/34
See application file for complete search history.

- D822,898 S * 7/2018 Ruiz D27/191
- D825,835 S * 8/2018 Verleur D27/101
- D876,004 S * 2/2020 Wang D27/101
- D876,719 S * 2/2020 Vermette D27/162

* cited by examiner

Primary Examiner — Marissa J Cash
Assistant Examiner — Rebecca Tsehaye
(74) *Attorney, Agent, or Firm* — Eric Karich; Karich & Associates

(57) **CLAIM**

The ornamental design for a smoking accessories case, as shown and described.

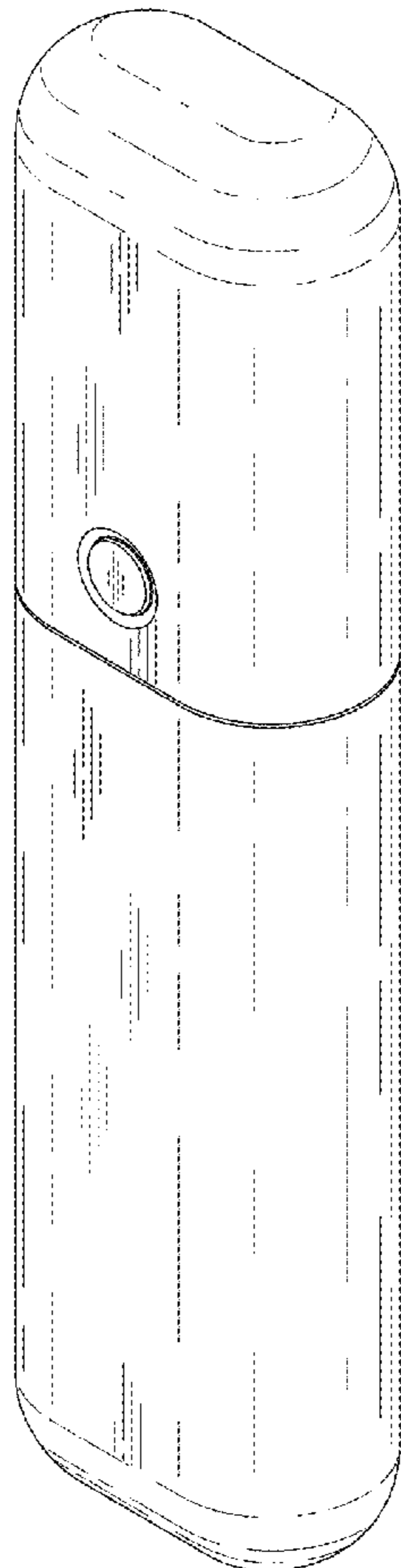
DESCRIPTION

FIG. 1 is an exploded perspective view of a smoking accessories case, showing my new design; FIG. 2 is a perspective view thereof, in an assembled configuration; FIG. 3 is a front elevational view thereof; FIG. 4 is a rear elevational view thereof; FIG. 5 is a left side elevational view thereof; FIG. 6 is a right side elevational view thereof; FIG. 7 is a top plan view thereof; and, FIG. 8 is a bottom plan view thereof.

The broken lines in the drawings depict portions of the smoking accessories case that form no part of the claimed design.

1 Claim, 3 Drawing Sheets

- (56) **References Cited**
U.S. PATENT DOCUMENTS
D394,522 S * 5/1998 Putnam D27/183
D441,133 S * 4/2001 Emery D27/189
D801,580 S * 10/2017 Barrantes D27/189
D816,267 S * 4/2018 Fornarelli D27/101



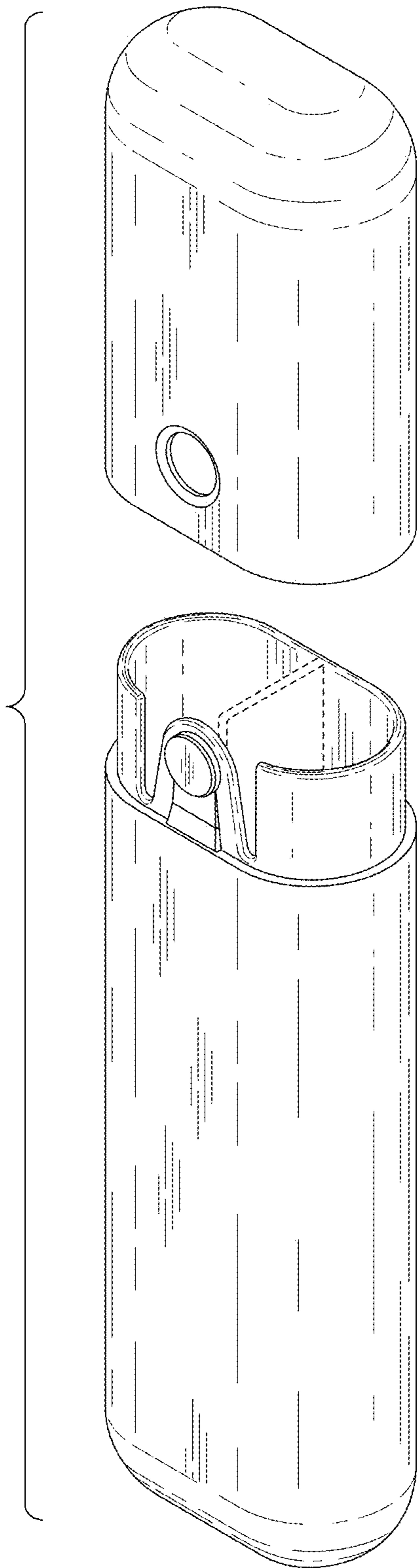


Fig. 1

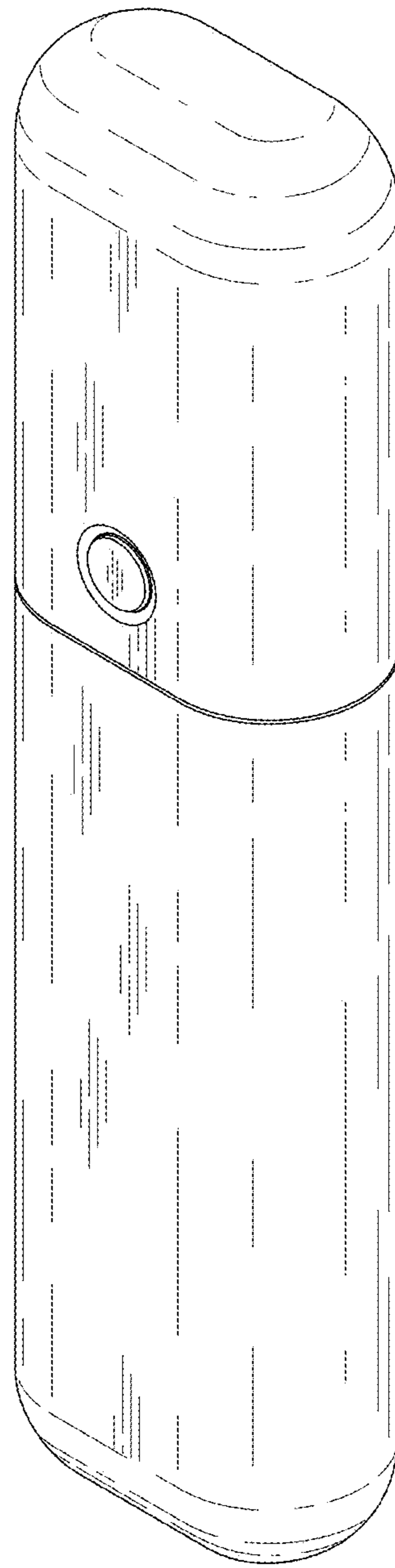


Fig. 2




Fig. 3




Fig. 4




Fig. 5




Fig. 6

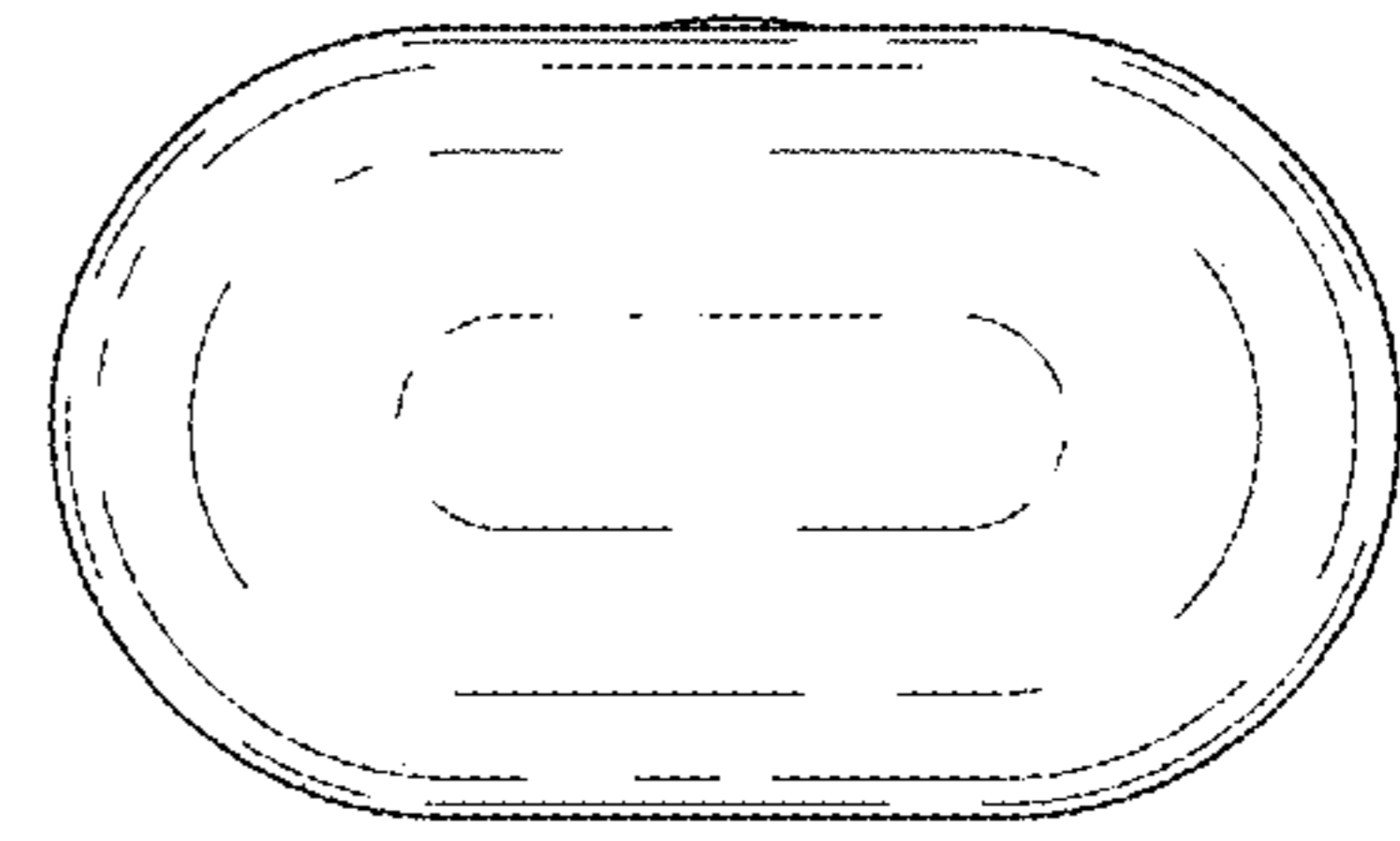


Fig. 7

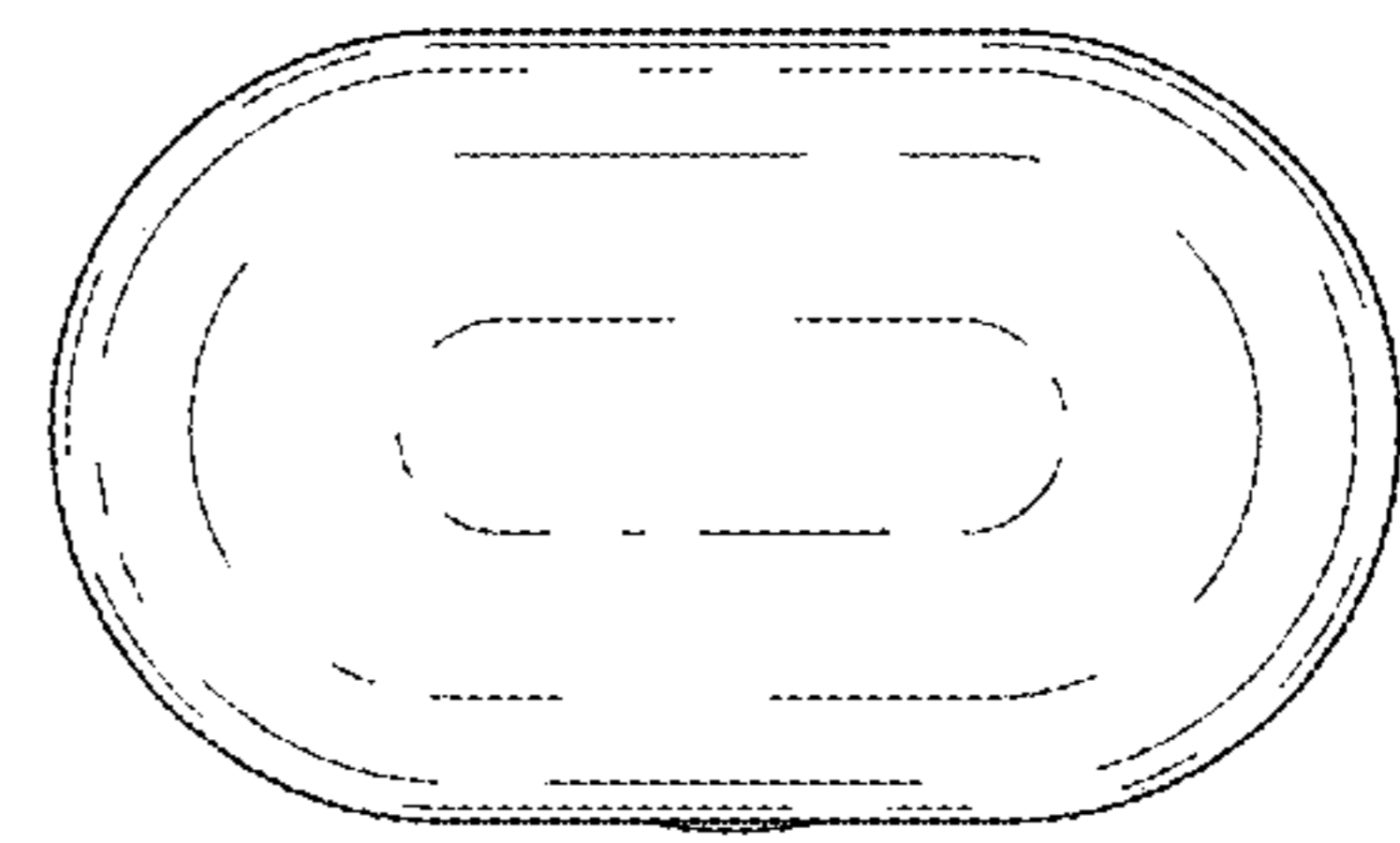


Fig. 8