



US00D905892S

(12) **United States Design Patent** (10) **Patent No.:** **US D905,892 S**
Anastassiades (45) **Date of Patent:** **** Dec. 22, 2020**

(54) **FLOOR LAMP**
(71) Applicant: **FLOS S.P.A.**, Bovezzo (IT)
(72) Inventor: **Michael Anastassiades**, Bovezzo (IT)
(73) Assignee: **FLOS S.p.A.**, Bovezzo (IT)
(**) Term: **15 Years**

D614,340 S * 4/2010 Thun D26/88
D679,439 S * 4/2013 Lai D26/75
D733,942 S * 7/2015 Chen D26/3
D812,253 S * 3/2018 Deng D26/3
D846,789 S * 4/2019 Barber D26/88
D851,323 S * 6/2019 Barber D26/93
D855,230 S * 7/2019 Zhang D26/63
D858,853 S * 9/2019 Anastassiades D26/76
D863,653 S * 10/2019 Bouroullec D26/88
D866,045 S * 11/2019 Anastassiades D26/88
D869,741 S * 12/2019 Sonneman D26/138

(Continued)

(21) Appl. No.: **35/507,907**
(22) Filed: **Sep. 20, 2019**

Primary Examiner — Natasha Vujcic
(74) *Attorney, Agent, or Firm* — Thomas | Horstemeyer, LLP

(80) **Hague Agreement Data**
Int. Filing Date: **Sep. 20, 2019**
Int. Reg. No.: **DM/204172**
Int. Reg. Date: **Sep. 20, 2019**
Int. Reg. Pub. Date: **Nov. 29, 2019**

(57) **CLAIM**

The ornamental design for a floor lamp, as shown and described.

(30) **Foreign Application Priority Data**

DESCRIPTION

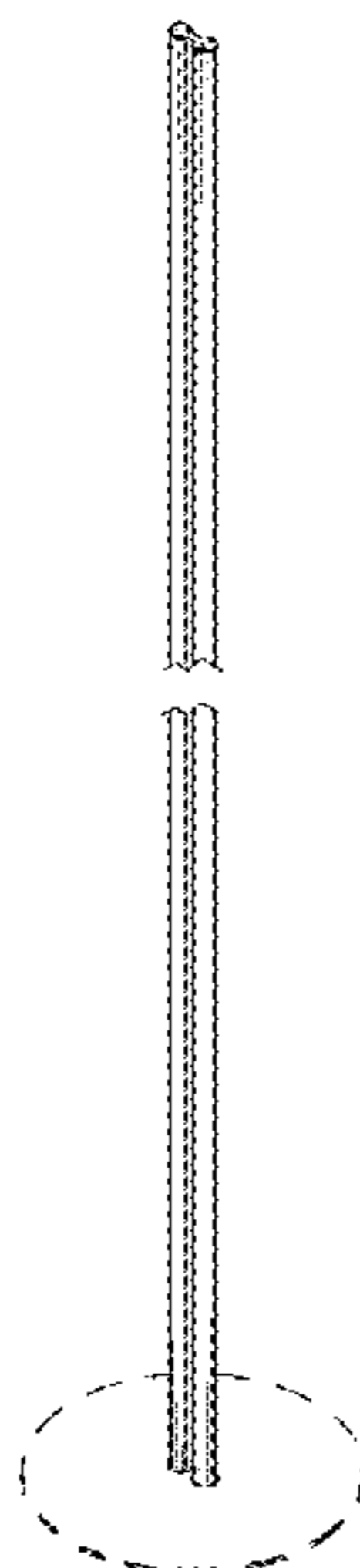
Apr. 2, 2019 (IT) 402019000000619
(51) **LOC (12) Cl.** **26-04**
(52) **U.S. Cl.**
USPC **D26/75**
(58) **Field of Classification Search**
USPC D26/72, 74, 75, 76, 78–83, 85, 86, 88,
D26/90, 93, 104, 111, 113, 118–122,
D26/138–142, 152
CPC F21S 2/00; F21S 4/00; F21S 4/003; F21S
4/005; F21S 4/006; F21S 4/007; F21S
4/008; F21S 6/00; F21S 8/00; F21S
8/024; F21S 8/026; F21S 8/031; F21S
8/033; F21S 8/035–8/037; F21S 8/04;
F21S 8/043; F21S 8/063
See application file for complete search history.

1. Floor lamp
1.1 : Perspective
1.2 : Front
1.3 : Left
1.4 : Top
1.5 : Bottom
FIG. 1.1 is a perspective view of the design; FIG. 1.2 is a front view thereof, the rear view is a mirror image; FIG. 1.3 is a left side view thereof, the right side view is a mirror image; FIG. 1.4 is a top view thereof; FIG. 1.5 is a bottom view thereof. The design is a floor lamp consisting of a base and a body extending from a base along a vertical axis; the body comprises two tubular elements joined along the vertical axis; each tubular elements houses a LED light source. The break lines in the drawings indicate that the appearance of any portion of the floor lamp between the break lines forms no part of the claimed design. The broken lines in the drawings illustrate portions of the floor lamp which forms no part of the claimed design.

(56) **References Cited**
U.S. PATENT DOCUMENTS

D485,005 S * 1/2004 Olson D26/104
D613,897 S * 4/2010 Thun D26/88

1 Claim, 5 Drawing Sheets



(56)

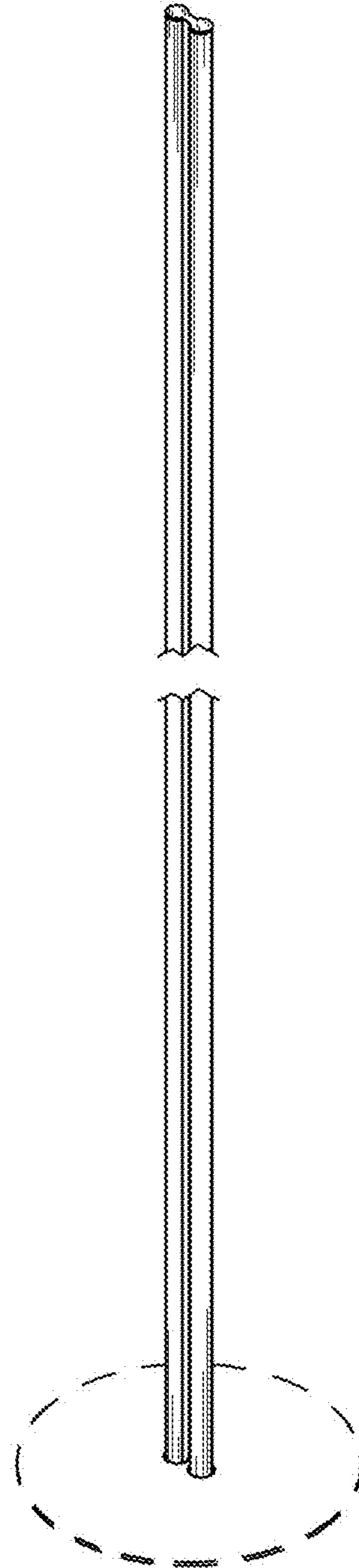
References Cited

U.S. PATENT DOCUMENTS

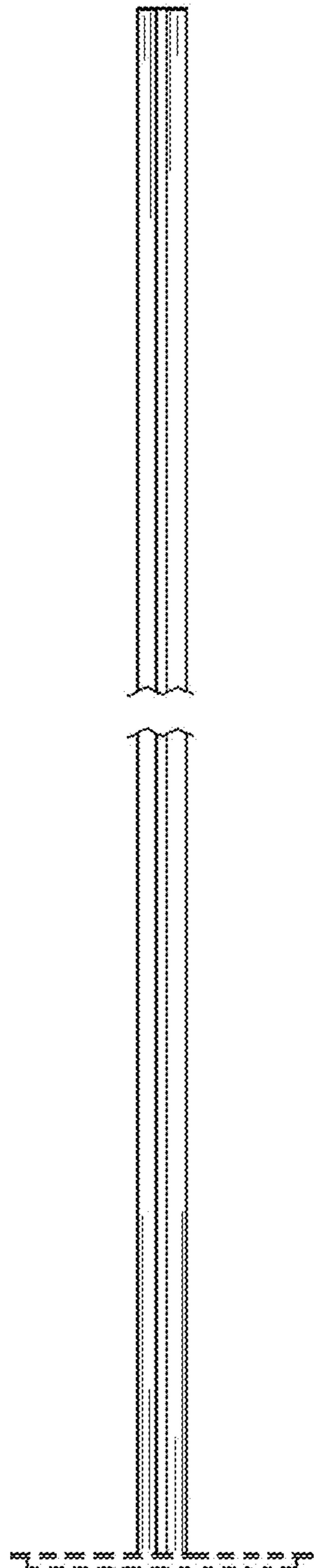
D869,742 S	*	12/2019	Sonneman	D26/138
D869,743 S	*	12/2019	Sonneman	D26/138
D869,744 S	*	12/2019	Sonneman	D26/138
D883,557 S	*	5/2020	Herremans	D26/106
D893,794 S	*	8/2020	Kelley	D26/110

* cited by examiner

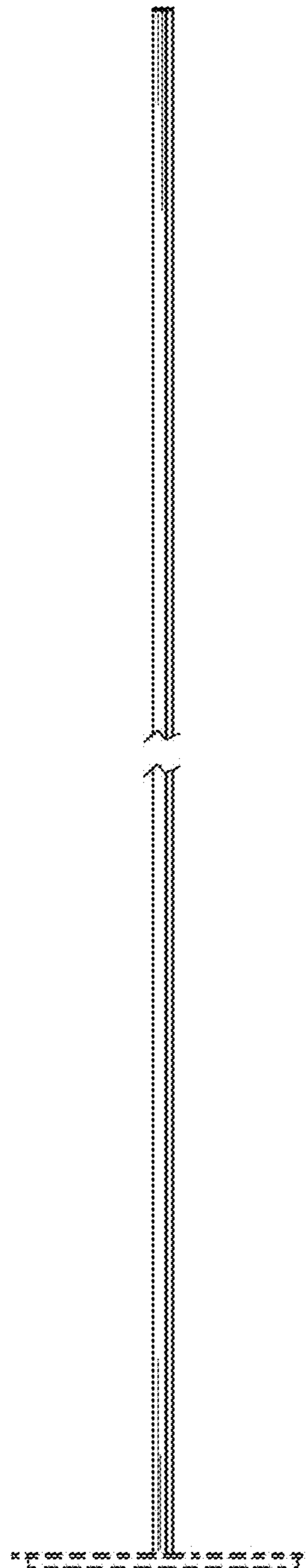
1.1



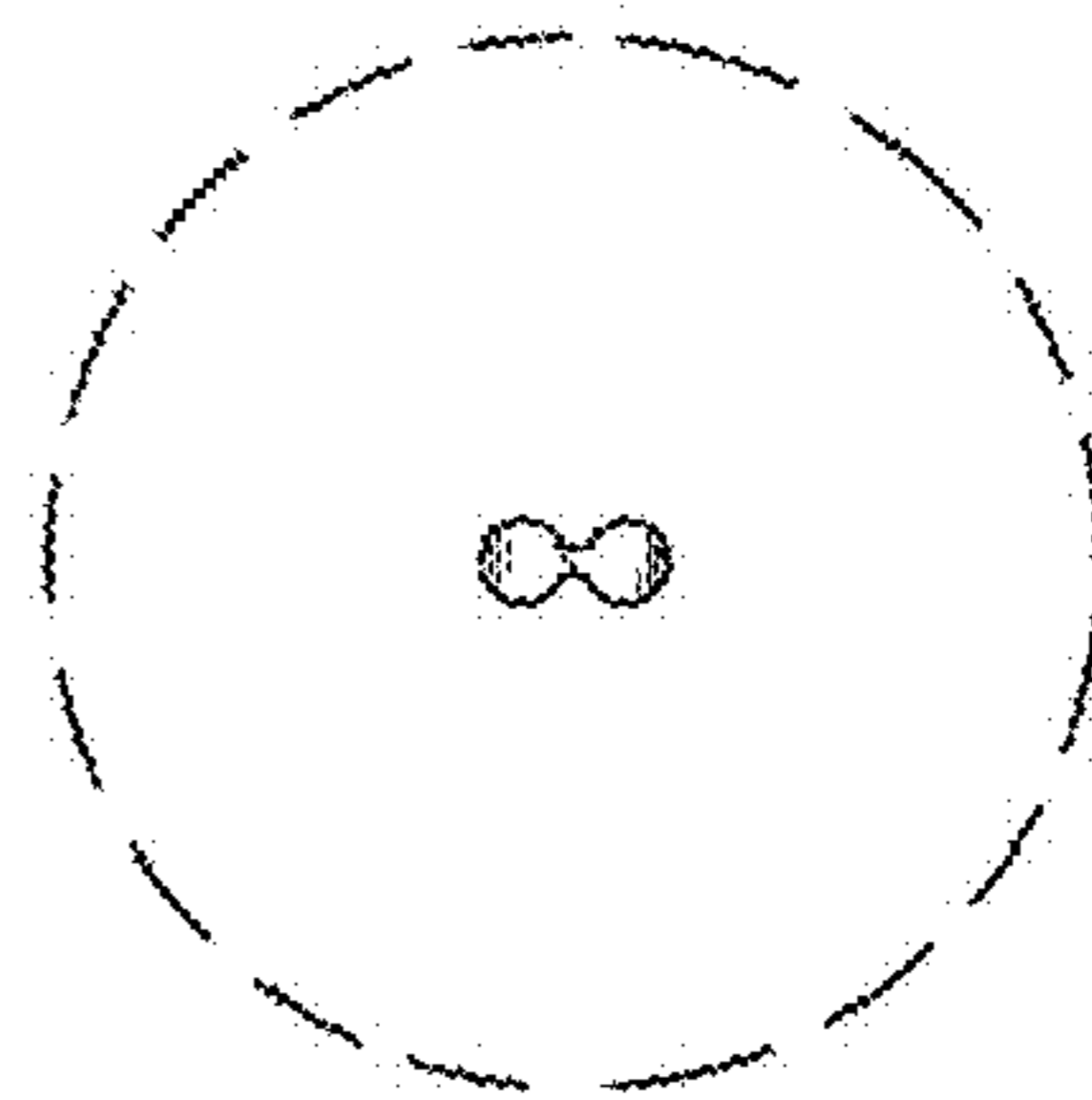
1.2



1.3



1.4



1.5

