



US00D905889S

(12) **United States Design Patent** (10) **Patent No.:** **US D905,889 S**
Chen (45) **Date of Patent:** **** Dec. 22, 2020**

(54) **WIRELESS BATTERY CABINET PUCK LIGHT**

(71) Applicant: **Dongguan Dingzun Electronic Technology Co., Ltd., Dongguan (CN)**

(72) Inventor: **Yang Chen, Hubei (CN)**

(73) Assignee: **DONGGUAN DINGZUN ELECTRONIC TECHNOLOGY CO., LTD., Dongguan (CN)**

(**) Term: **15 Years**

(21) Appl. No.: **29/670,029**

(22) Filed: **Nov. 13, 2018**

(51) **LOC (12) Cl.** **26-05**

(52) **U.S. Cl.**
USPC **D26/72**

(58) **Field of Classification Search**
USPC D26/24, 63, 71, 72, 74, 75-78, 80-92, D26/118-120, 122, 131.142, 149; D13/134; D10/111-115
CPC F21V 23/003; F21V 23/023; F21V 29/71; F21V 29/713; F21V 29/717; F21V 29/73; F21V 29/74; F21V 29/745; F21V 29/75; F21V 29/76; F21V 1/02; F21V 5/00; F21Y 2115/10; F21S 8/02; F21S 8/04; F21S 8/026; F21S 8/033; F21S 8/036; F21S 8/086; F21S 9/03; F21S 9/037
See application file for complete search history.

(56) **References Cited**

U.S. PATENT DOCUMENTS

D207,930 S *	6/1967	Kotler	D10/111
D391,659 S *	3/1998	Gaskins	D26/71
D561,372 S *	2/2008	Yan	D26/72
D561,924 S *	2/2008	Yiu	D26/72
D639,497 S *	6/2011	Ogawa	D26/120
D671,259 S *	11/2012	Chen	D26/135
9,671,532 B1 *	6/2017	Nolan	G02B 5/12
D810,970 S *	2/2018	Thompson	D26/26

D820,238 S *	6/2018	Boshernitzan	D14/218
D828,606 S *	9/2018	Johnson	D26/80
D840,582 S *	2/2019	Liu	D26/104
D841,222 S *	2/2019	Johnson	D26/89
D879,053 S *	3/2020	Yu	D13/168
D879,341 S *	3/2020	Kassin	D26/37
D891,675 S *	7/2020	Liu	D26/85
2006/0176703 A1 *	8/2006	Cayton	362/350

(Continued)

FOREIGN PATENT DOCUMENTS

EMRGN-006092029-0001 * 4/2019

OTHER PUBLICATIONS

Elfeland LED Closet Lights Wireless Color Changing RGB Puck Lights (available online Mar. 19, 2019) Retrieved from the internet Sep. 16, 2020 from URL: https://www.amazon.com/Elfeland-Wireless-Changing-Controls-Dimmable/dp/B07PQ94FYY/ref=psdc_3736741_t2_B082M1RDP7.*

(Continued)

Primary Examiner — Kevin K Rudzinski
Assistant Examiner — Richard Kearney
(74) *Attorney, Agent, or Firm* — Muncy, Geissler, Olds & Lowe, P.C.

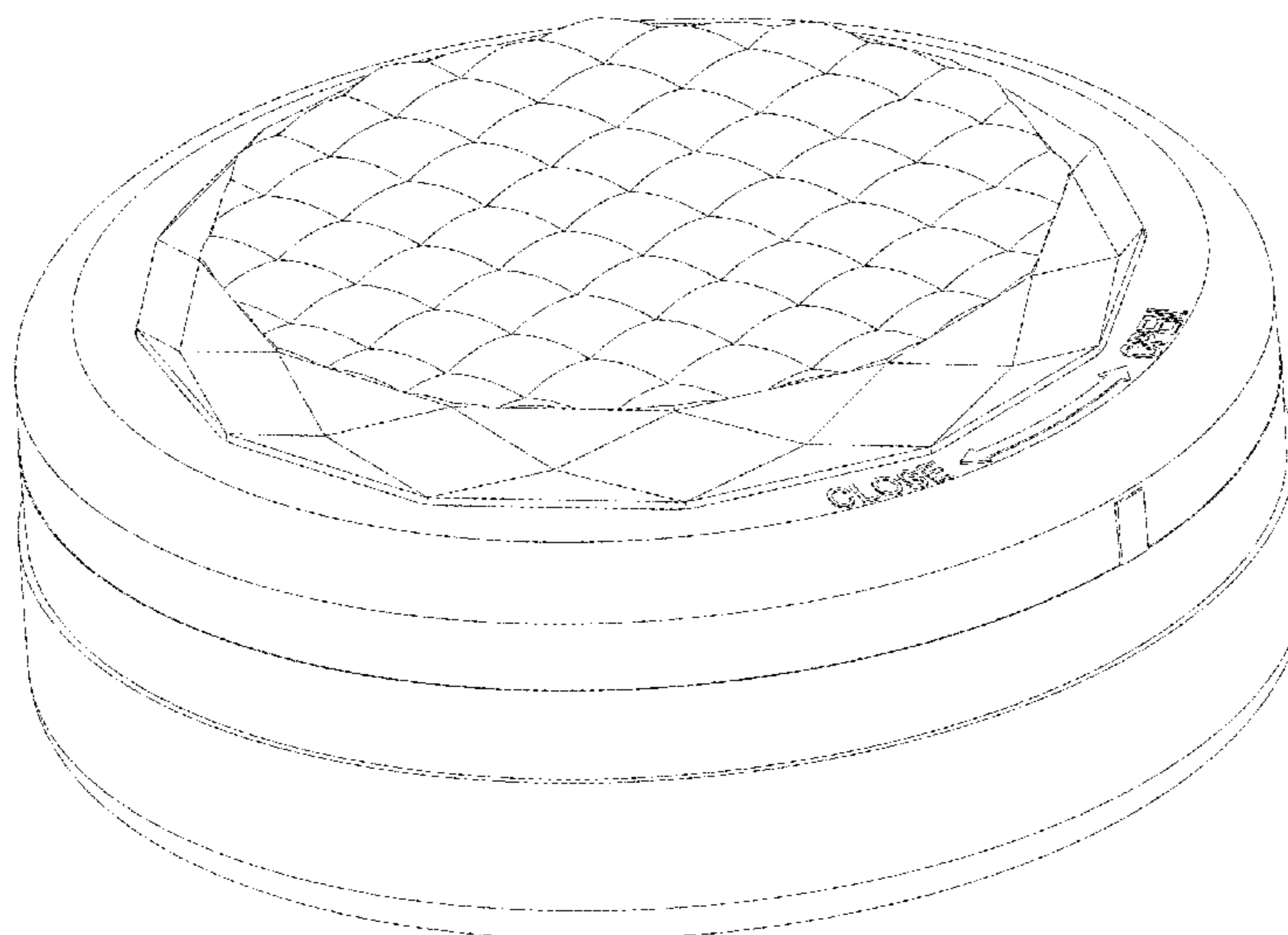
(57) **CLAIM**

The ornamental design for a wireless battery cabinet puck light, as shown and described.

DESCRIPTION

FIG. 1 is a Perspective view of a wireless battery cabinet puck light showing my new design;
FIG. 2 is a Front elevational view thereof;
FIG. 3 is a Rear elevational view thereof;
FIG. 4 is a Right side view thereof;
FIG. 5 is a Left side view thereof;
FIG. 6 is a Top plan view thereof, and,
FIG. 7 is a Bottom plan view thereof.

1 Claim, 7 Drawing Sheets



(56)

References Cited

U.S. PATENT DOCUMENTS

2006/0250789 A1* 11/2006 Coushaine F21S 9/02
362/157
2007/0047224 A1* 3/2007 Lee F21V 23/04
362/132
2007/0253192 A1* 11/2007 Monteiro F21V 15/00
362/147
2008/0247160 A1* 10/2008 Jiang F21V 33/0012
362/227
2009/0059576 A1* 3/2009 Coushaine F21V 17/102
362/205
2009/0279298 A1* 11/2009 Mier-Langner H01R 13/6205
362/235
2011/0128723 A1* 6/2011 Coleman F21V 21/30
362/183
2011/0255274 A1* 10/2011 Coleman F21L 4/04
362/183
2017/0248291 A1* 8/2017 Hsu F21S 8/063
2018/0335185 A1* 11/2018 Boulanger H05B 45/37

OTHER PUBLICATIONS

LED Puck Lights (available online) Dec. 9, 2019 Retrieved from the internet Sep. 16, 2020 from URL: https://www.amazon.com/dp/B082KCLKH4M/ref=sspa_dk_detail_0?psc=1&pd_rd_i=B082KCLKH4M&pd_rd_w=LaEr6&pf_rd_p=48d372c1-f7e1-4b8b-9d02-4bd86f5158c5&pd_rd_wg=unmlb&pf_rd_r=GTA...*

* cited by examiner

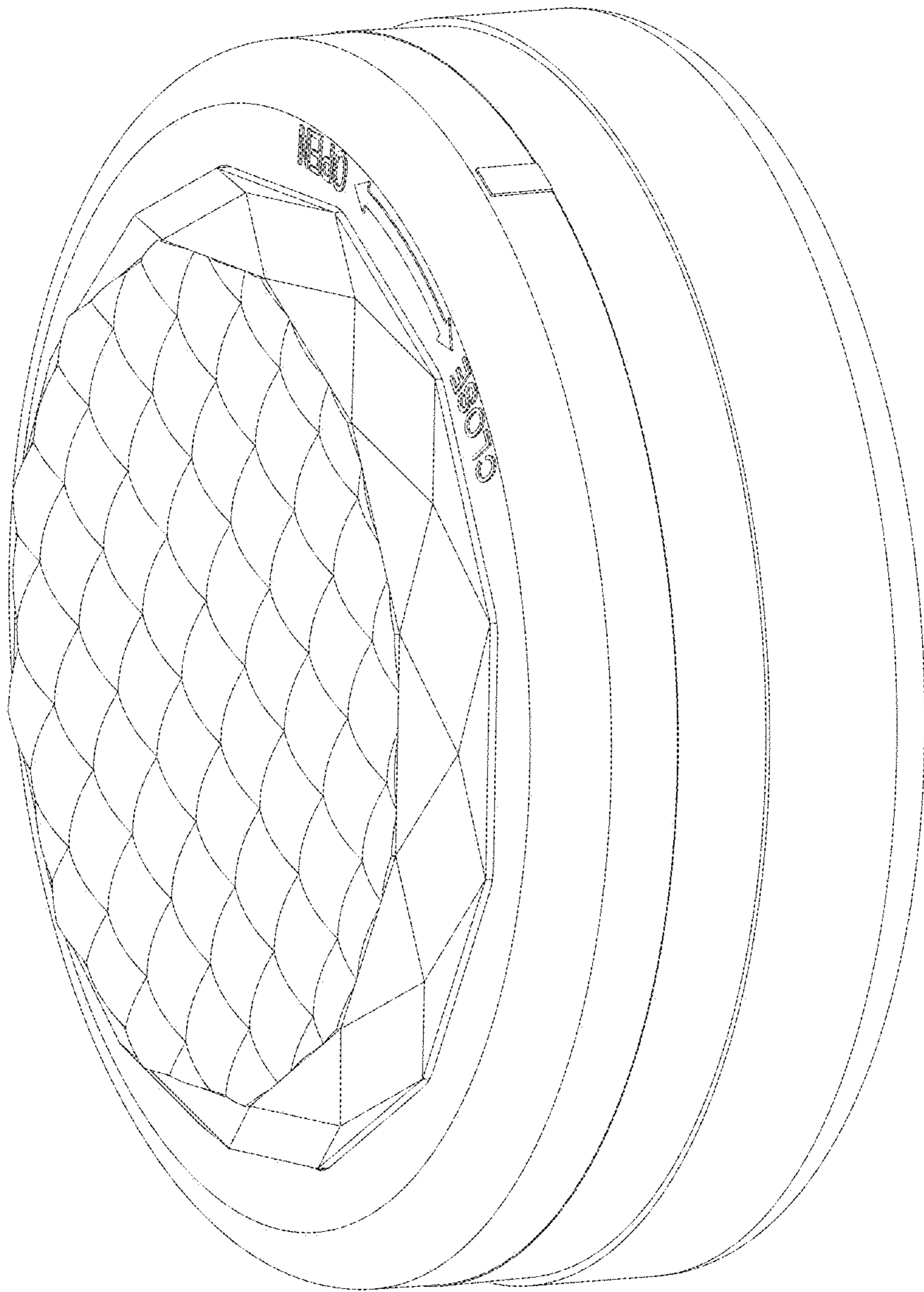


FIG. 1

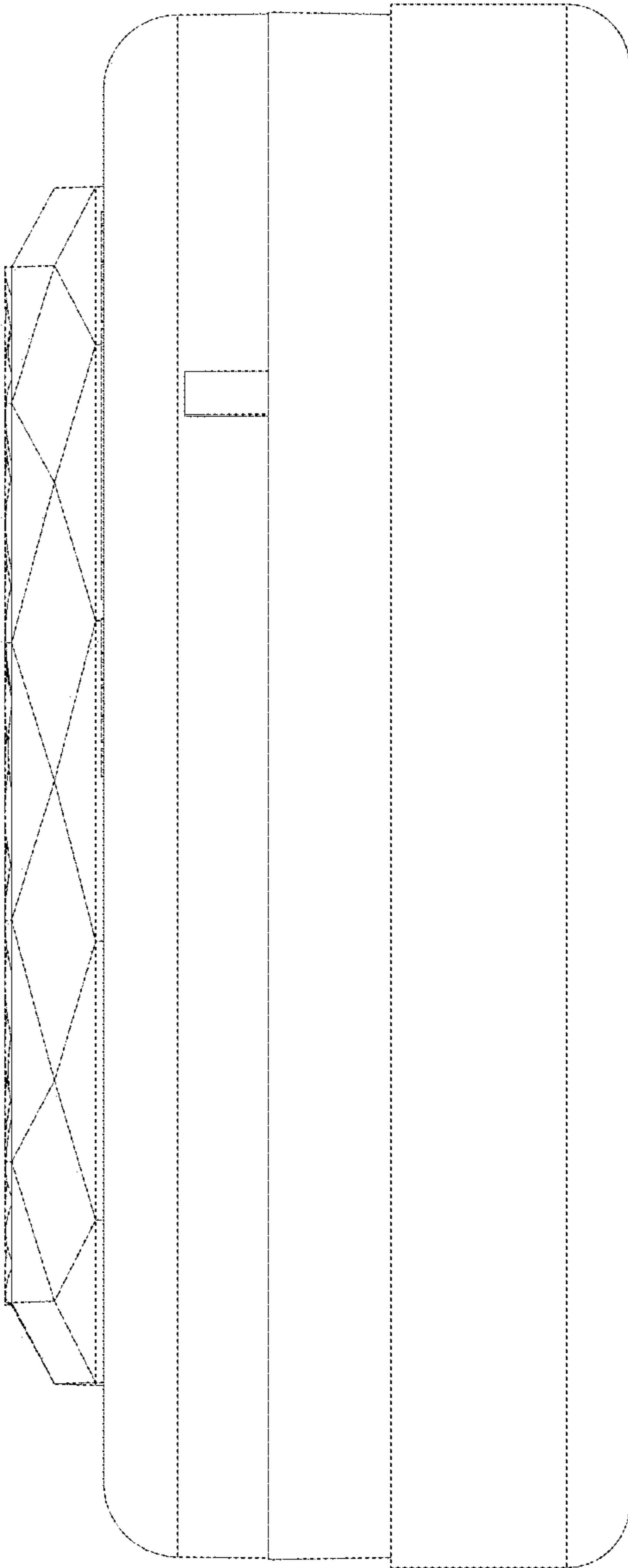


FIG. 2

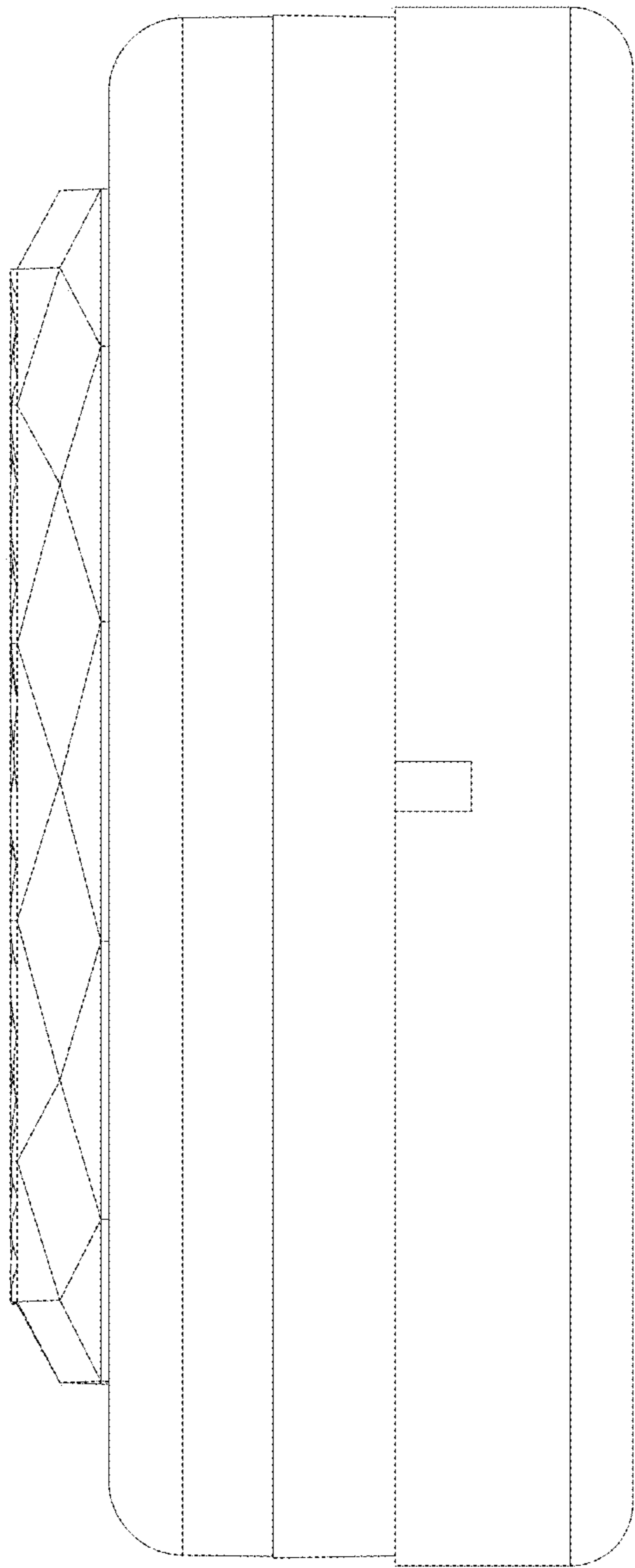


FIG. 3

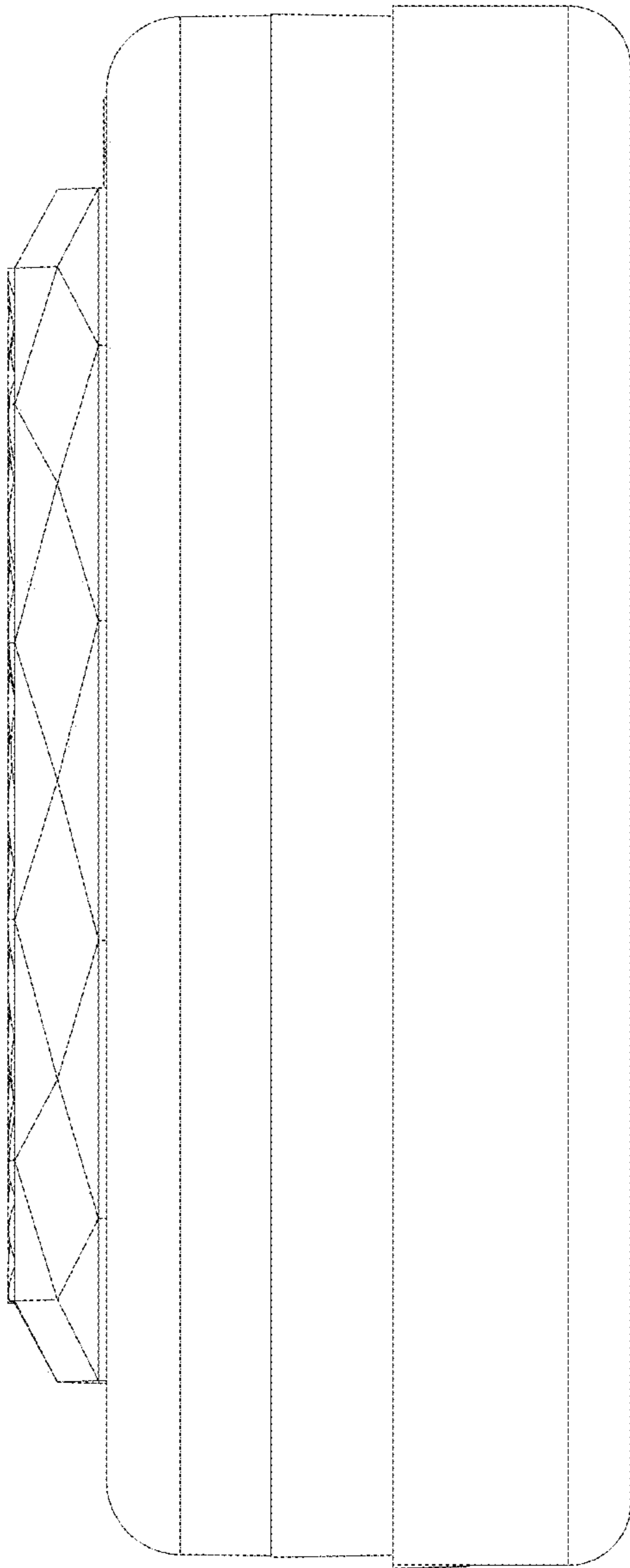


FIG. 4




FIG. 5

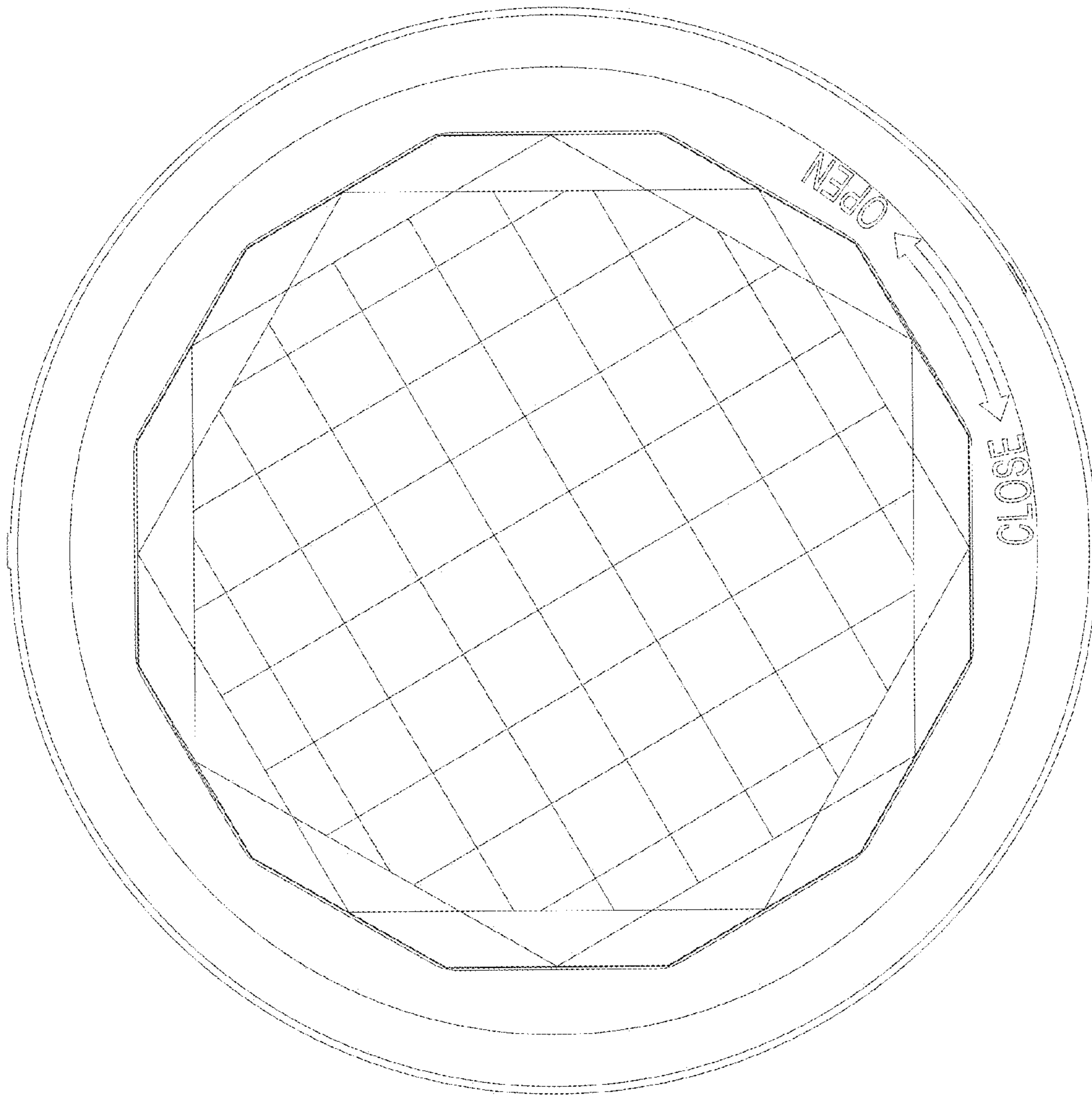


FIG. 6




FIG. 7