



US00D905863S

(12) **United States Design Patent** (10) **Patent No.:** **US D905,863 S**
Lin (45) **Date of Patent:** **** Dec. 22, 2020**

(54) **MASSAGER**
(71) Applicant: **Huijuan Lin**, Hong Kong (CN)
(72) Inventor: **Huijuan Lin**, Hong Kong (CN)
(73) Assignee: **HEXIN HOLDING LIMITED**, Hong Kong (CN)
(**) Term: **15 Years**
(21) Appl. No.: **29/718,233**
(22) Filed: **Dec. 22, 2019**
(51) **LOC (12) Cl.** **28-03**
(52) **U.S. Cl.**
USPC **D24/215**
(58) **Field of Classification Search**
USPC D24/200, 211, 212, 213, 214, 215;
D8/14.1
CPC A61H 1/00; A61H 7/003; A61H 7/007;
A61H 19/32; A61H 19/40; A61H 19/34;
A61H 19/50; A61H 19/00
See application file for complete search history.

(56) **References Cited**

U.S. PATENT DOCUMENTS

D478,385 S	8/2003	Dirks	
D482,125 S	11/2003	Lie	
D556,913 S	12/2007	Laituri	
D609,817 S	2/2010	Piller et al.	
D659,843 S	5/2012	Wang	
D684,723 S *	6/2013	Tsai	D24/133
D696,786 S	12/2013	Bradford	
D703,825 S	4/2014	Barrett	
D734,863 S	7/2015	Hennessey	
D826,418 S	8/2018	Lad	
D840,547 S *	2/2019	Harle	D24/214
D847,364 S *	4/2019	Lee	D24/215
10,314,762 B1 *	6/2019	Marton	A61H 1/008
D863,571 S *	10/2019	Yang	D24/200
D866,790 S *	11/2019	Lee	D24/215
D872,869 S *	1/2020	Lu	D24/215

D873,432 S *	1/2020	Duan	D24/214
D874,015 S *	1/2020	Marton	D24/215
D875,961 S *	2/2020	Li	D24/211
2005/0131461 A1 *	6/2005	Tucek	A61H 1/008 606/239
2014/0221887 A1 *	8/2014	Wu	A61H 15/0092 601/112
2015/0119771 A1 *	4/2015	Roberts	A61H 39/04 601/135
2016/0367425 A1 *	12/2016	Wersland	A61H 1/008
2017/0304145 A1 *	10/2017	Pepe	A61H 23/0254
2018/0200141 A1 *	7/2018	Wersland	A61H 1/008
2018/0361137 A1 *	12/2018	Kern	A46B 15/0022

(Continued)

OTHER PUBLICATIONS

Amazon, "XtremepowerUS Massage Gun", Jan. 17, 2020. <https://www.amazon.com/XtremepowerUS-Handheld-Massager-Cordless-Percussion/dp/B07WK4MCTF>. Shown on p. 1. (Year: 2020).*

Primary Examiner — Cynthia Ramirez
Assistant Examiner — Michael A Maharajh

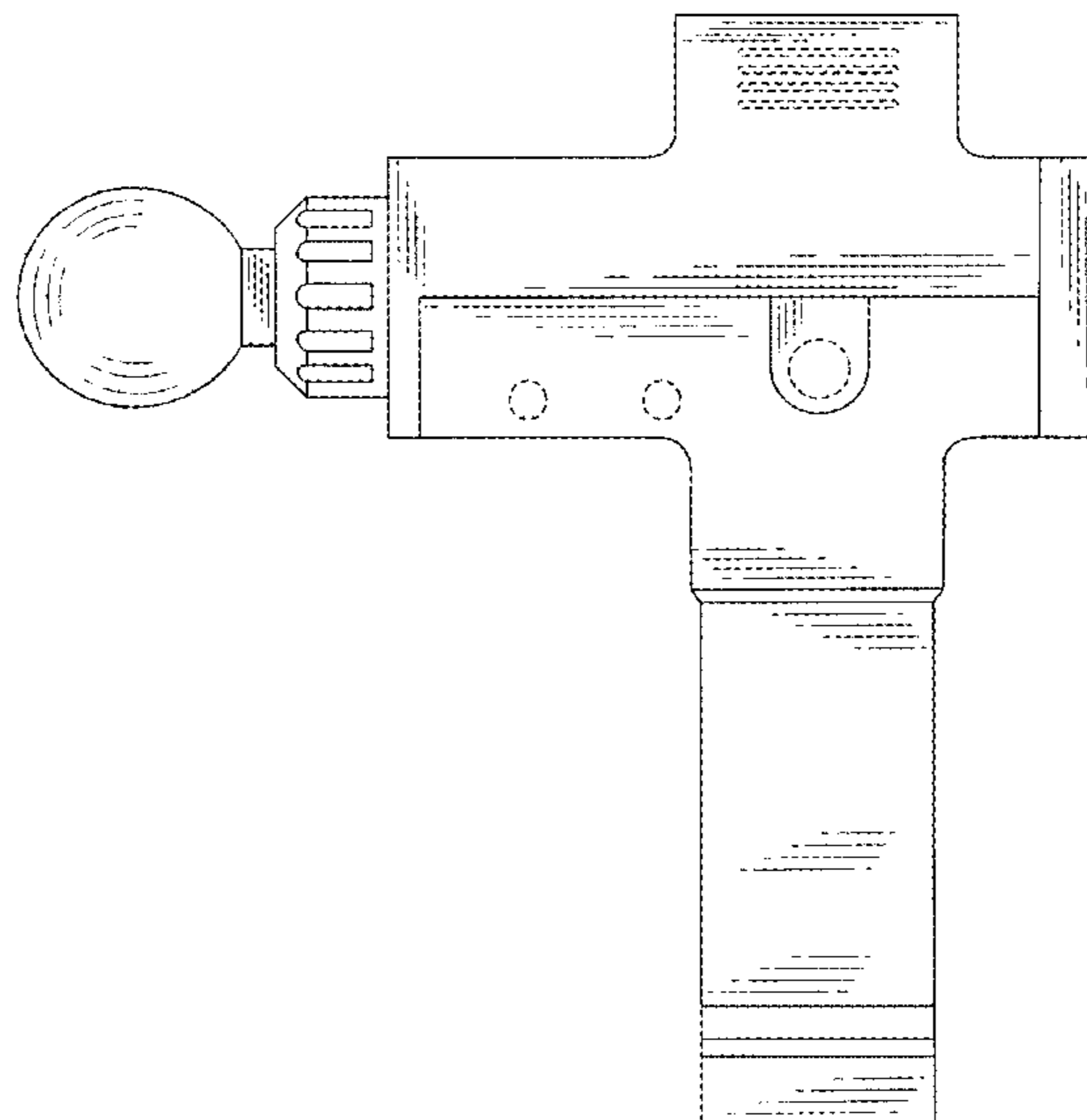
(57) **CLAIM**

I claim the ornamental design for a massager, as shown and described.

DESCRIPTION

FIG. 1 is a front elevational view of a massager showing my new design;
FIG. 2 is a rear elevational view thereof;
FIG. 3 is a left side elevational view thereof;
FIG. 4 is a right side elevational view thereof;
FIG. 5 is a top plan view thereof;
FIG. 6 is a bottom plan view thereof; and,
FIG. 7 is a perspective view thereof.
The broken lines shown in the figures are for the purpose of illustrating portions of the massager, which form no part of the claimed design.

1 Claim, 7 Drawing Sheets



(56)

References Cited

U.S. PATENT DOCUMENTS

2019/0175434 A1* 6/2019 Zhang A61H 1/008
2019/0254921 A1* 8/2019 Marton A61H 1/00

* cited by examiner

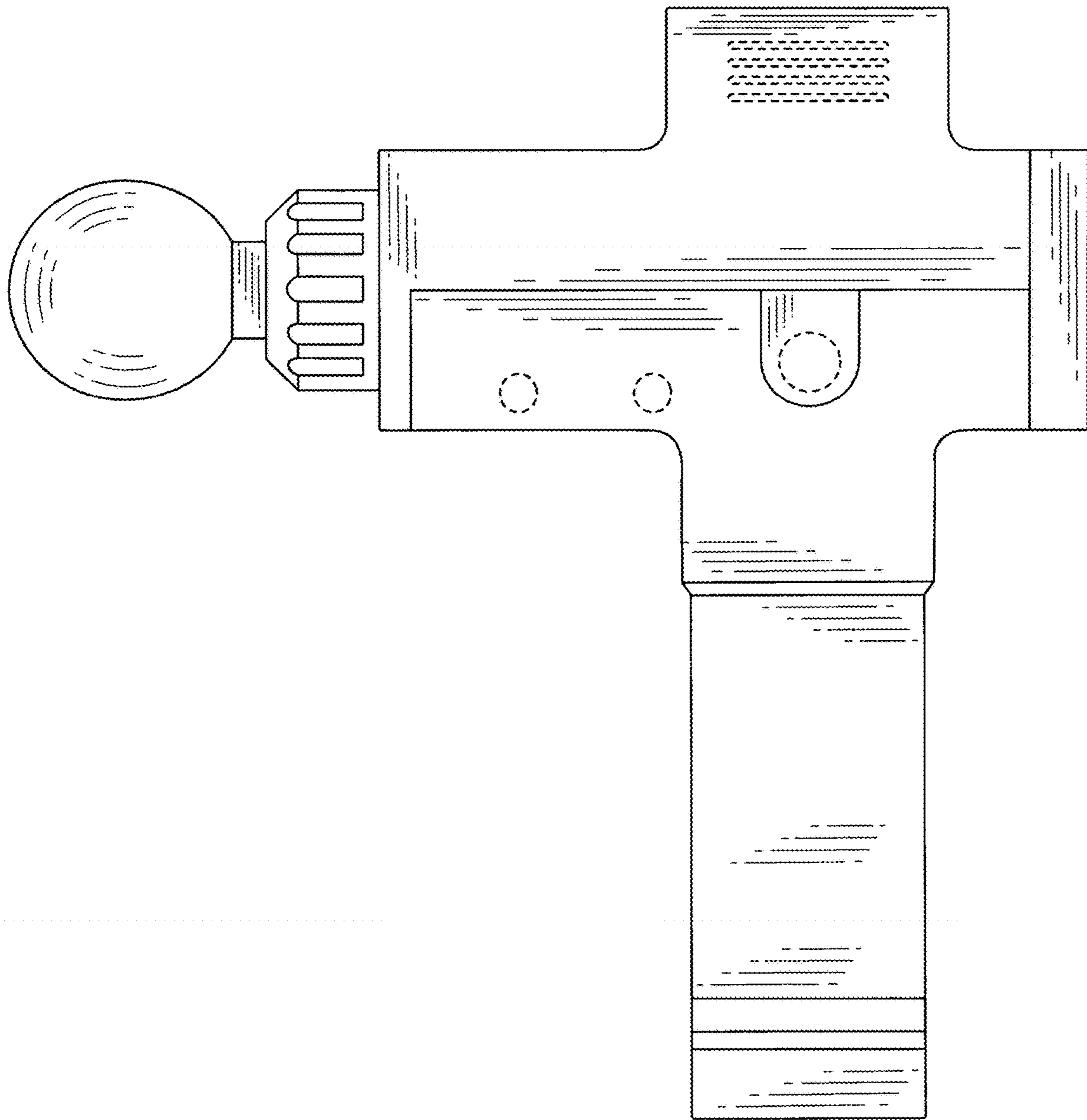


FIG. 1

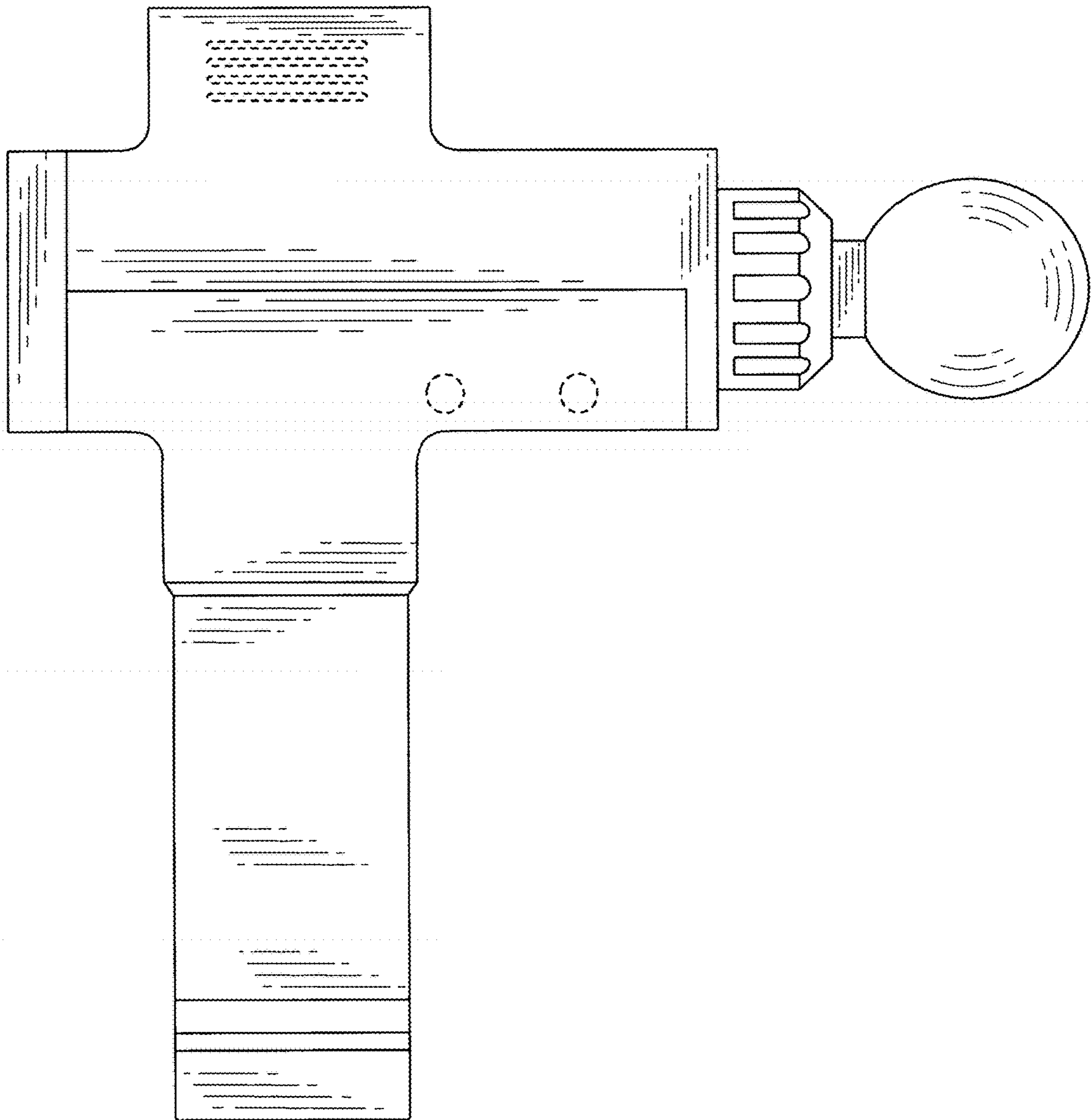


FIG. 2

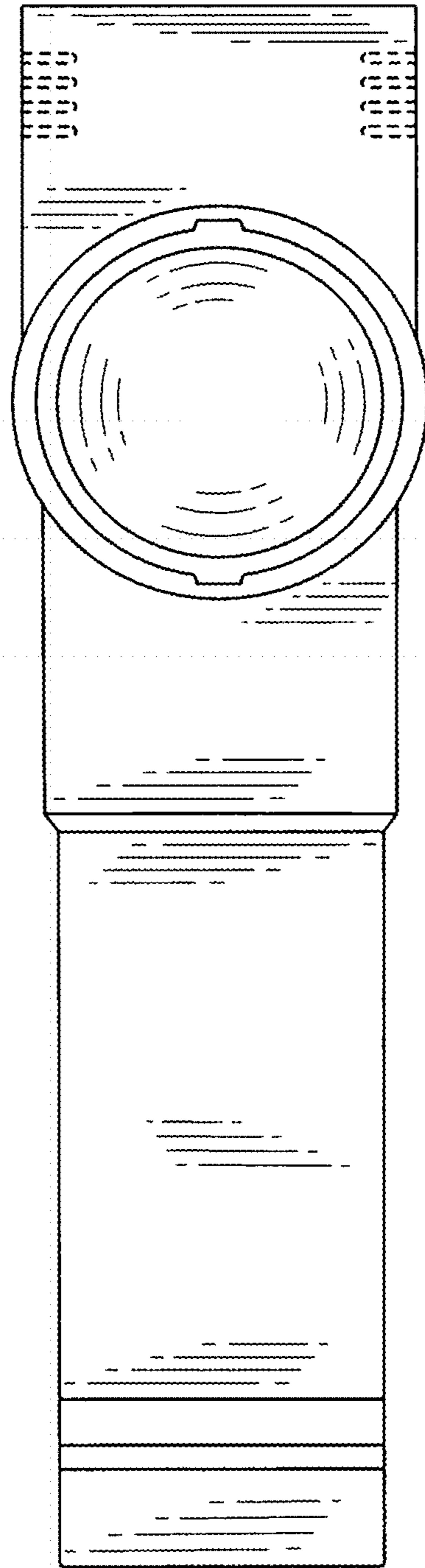


FIG. 3

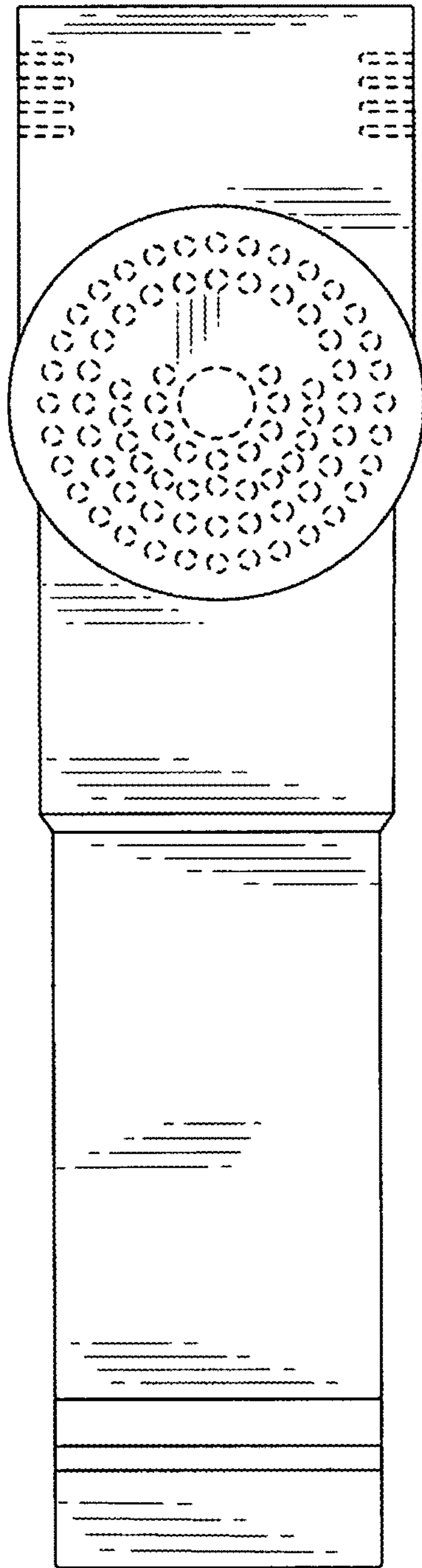


FIG. 4

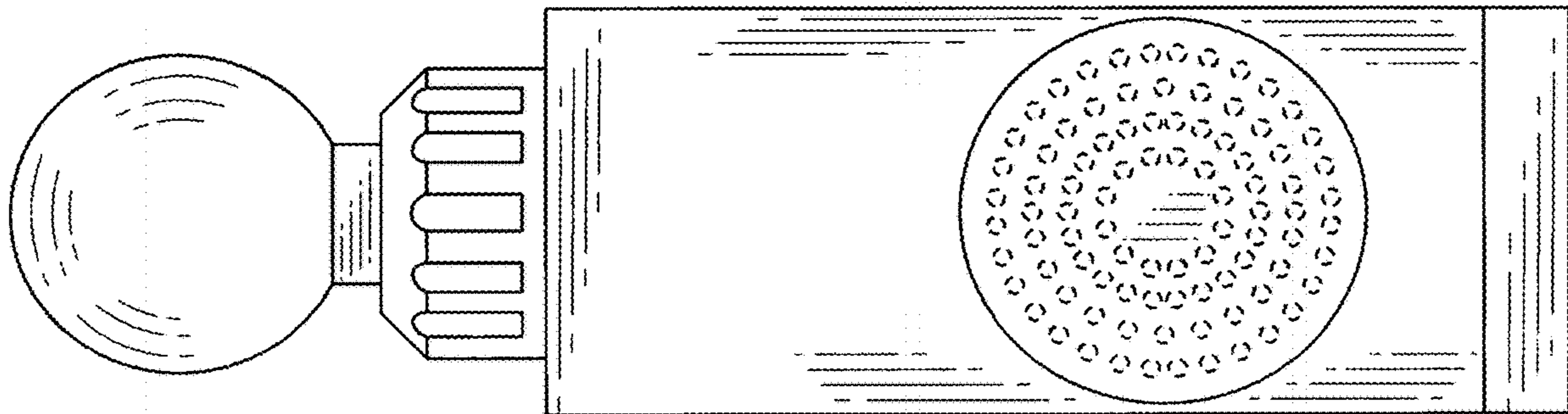


FIG. 5

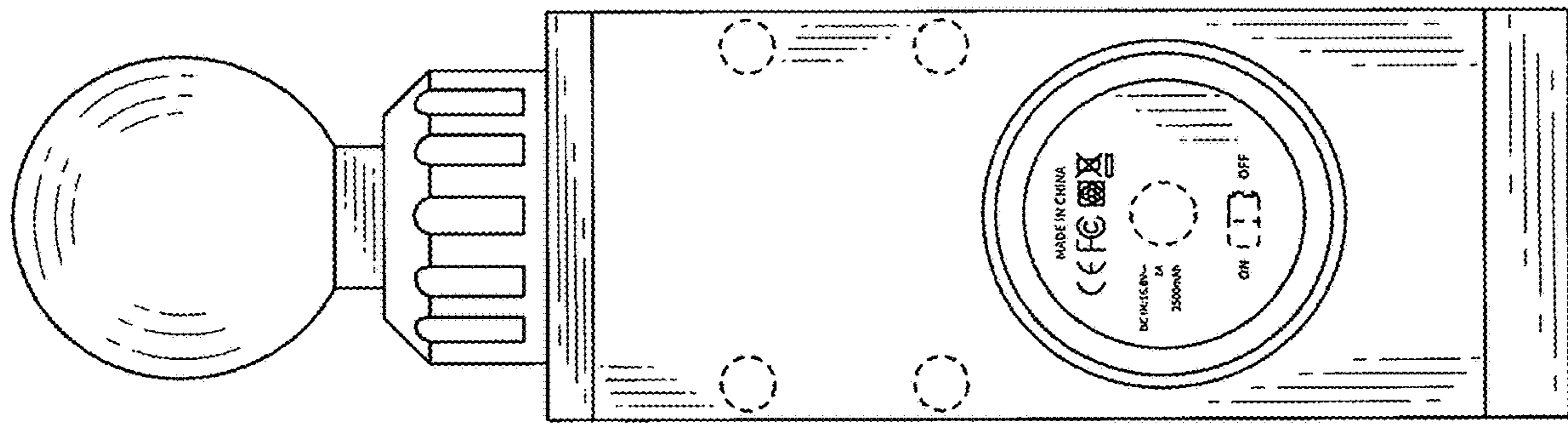


FIG. 6

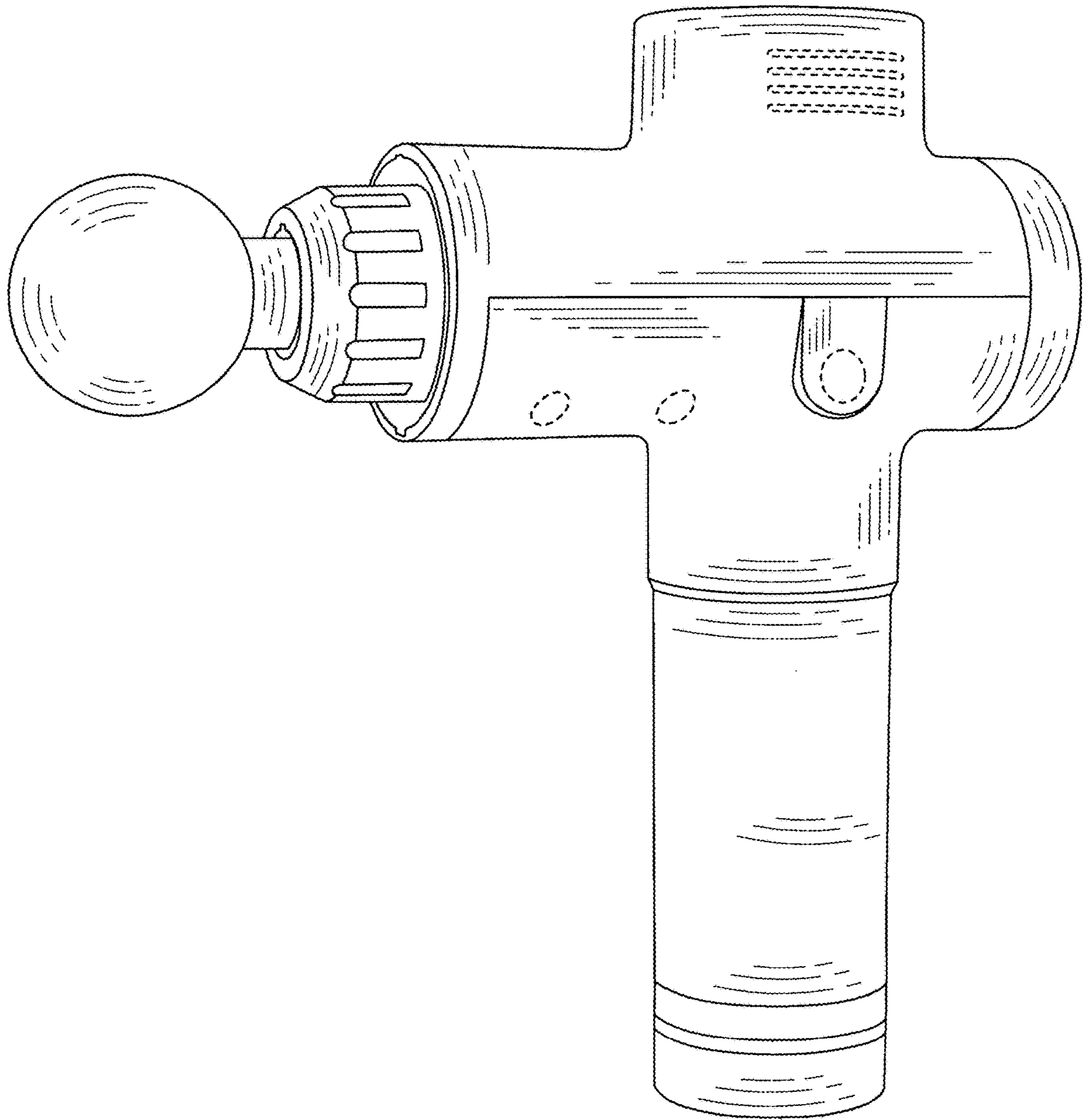


FIG. 7