



US00D905859S

(12) **United States Design Patent** (10) **Patent No.:** **US D905,859 S**
Inzer (45) **Date of Patent:** **** Dec. 22, 2020**

(54) **SLEEVE**
(71) Applicant: **John Inzer**, Longview, TX (US)
(72) Inventor: **John Inzer**, Longview, TX (US)
(73) Assignee: **INZER ADVANCE DESIGNS, INC.**,
Longview, TX (US)
(**) Term: **15 Years**
(21) Appl. No.: **29/743,929**
(22) Filed: **Jul. 24, 2020**
(51) **LOC (12) Cl.** **24-01**
(52) **U.S. Cl.**
USPC **D24/190**
(58) **Field of Classification Search**
USPC D24/188-192; D2/610; D29/120.1,
D29/121.1, 121.2
CPC A61F 15/004; A61F 13/041; A61F 15/008;
A61F 13/10; A61F 13/043; A61F 13/06;
A61F 2013/00093; A61F 2013/00165;
A61F 2013/00182; A41D 13/08; A61B
46/27
See application file for complete search history.

6,726,641 B2 4/2004 Chiang et al.
D494,324 S * 8/2004 Mundy D29/121.1
D573,713 S * 7/2008 Mueller D24/190
D598,115 S * 8/2009 Reinhardt D24/190
7,749,179 B2 * 7/2010 Hargrave A61F 5/3738
602/4
D716,954 S * 11/2014 Forbes D24/190
D716,955 S * 11/2014 Forbes D24/190
D758,598 S * 6/2016 Forbes D24/190
D785,190 S * 4/2017 Bell D24/190
9,750,643 B2 * 9/2017 Convert A41B 11/04
D802,154 S * 11/2017 Ceccarelli D24/190
10,219,932 B2 * 3/2019 Onuma A61F 5/0118
D861,885 S * 10/2019 McEwen D24/190
D874,660 S * 2/2020 Cox D24/190
D894,406 S * 8/2020 Webb D24/190
2006/0026730 A1 * 2/2006 Terczak A41D 13/08
2/59
2012/0010546 A1 * 1/2012 Sotereanos A61F 5/0118
602/4

(Continued)

Primary Examiner — Jennifer L Watkins
(74) *Attorney, Agent, or Firm* — Dinsmore & Shohl LLP

(57) **CLAIM**

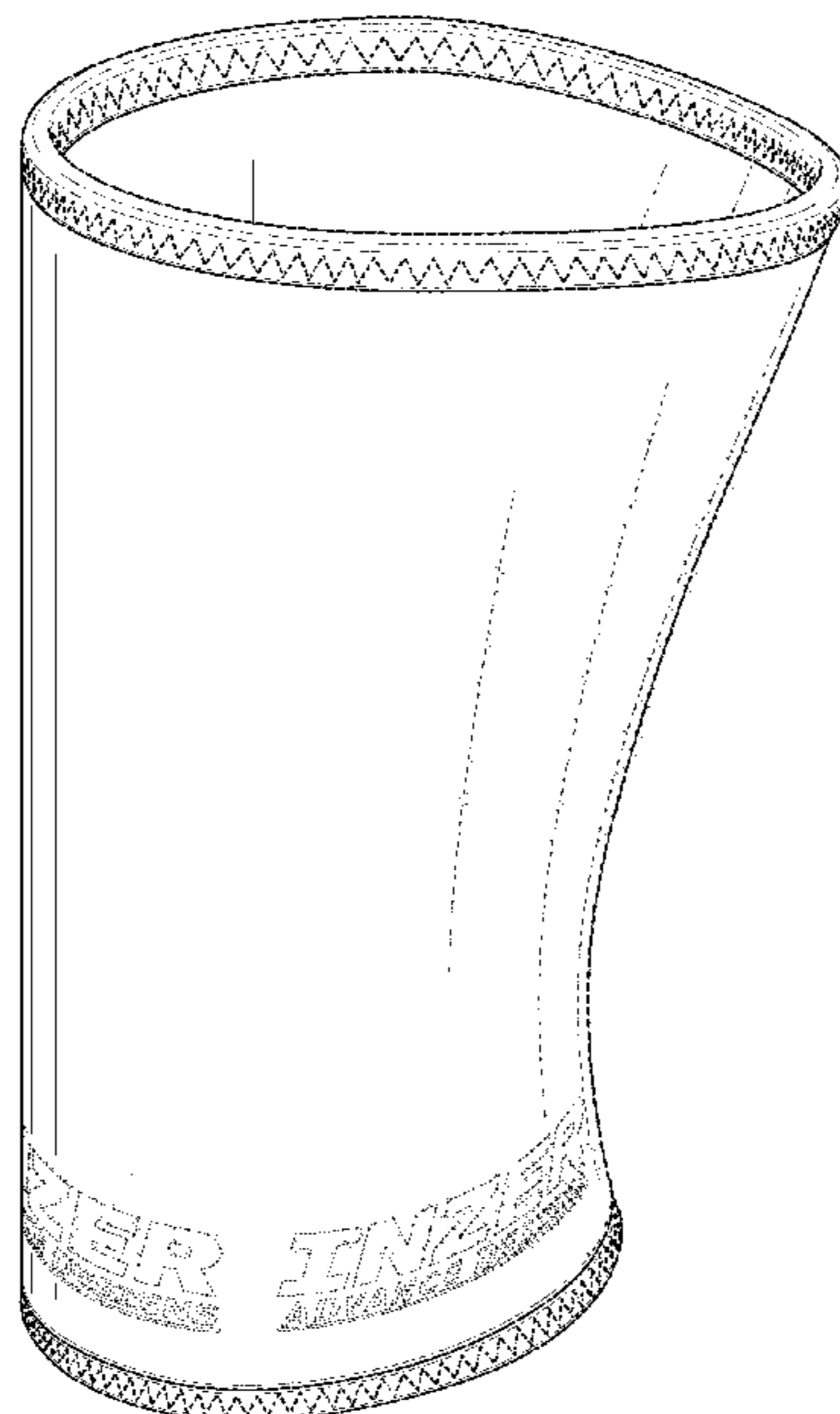
The ornamental design for a sleeve, as shown and described.

DESCRIPTION

FIG. 1 is a perspective view illustrating a sleeve;
FIG. 2 is a left side elevation view of the sleeve;
FIG. 3 is a rear elevation view of the sleeve;
FIG. 4 is a front elevation view of the sleeve;
FIG. 5 is a right side elevation view of the sleeve;
FIG. 6 is a top plan view of the sleeve; and,
FIG. 7 is a bottom plan view of the sleeve.
The zig zag stitching shown in thick broken lines in the
drawings depicts environment and forms no part of the
claim. The indicia shown in thin broken lines in the drawings
depicts environment and forms no part of the claim.

1 Claim, 6 Drawing Sheets

(56) **References Cited**
U.S. PATENT DOCUMENTS
663,749 A 12/1900 Gorse
2,431,287 A 11/1947 Washington
4,632,106 A * 12/1986 Gamm A61F 13/101
602/63
5,154,690 A * 10/1992 Shiono A61F 5/0102
602/21
5,334,135 A * 8/1994 Grim A61F 5/0102
2/22
6,508,776 B2 * 1/2003 Chiang A61F 5/0104
602/5
6,592,539 B1 7/2003 Einarsson et al.



(56)

References Cited

U.S. PATENT DOCUMENTS

2016/0000612 A1* 1/2016 Cox A61H 1/008
602/62

* cited by examiner




FIG. 1




FIG. 2




FIG. 3

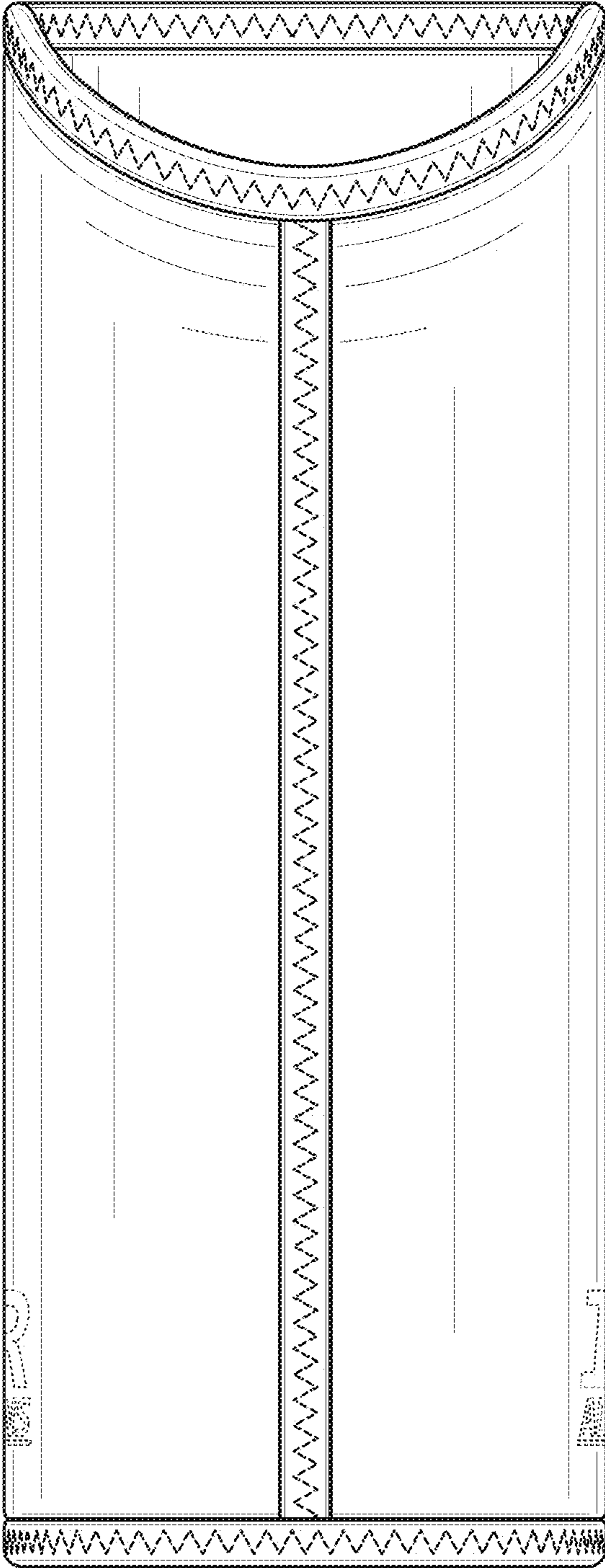


FIG. 4




FIG. 5

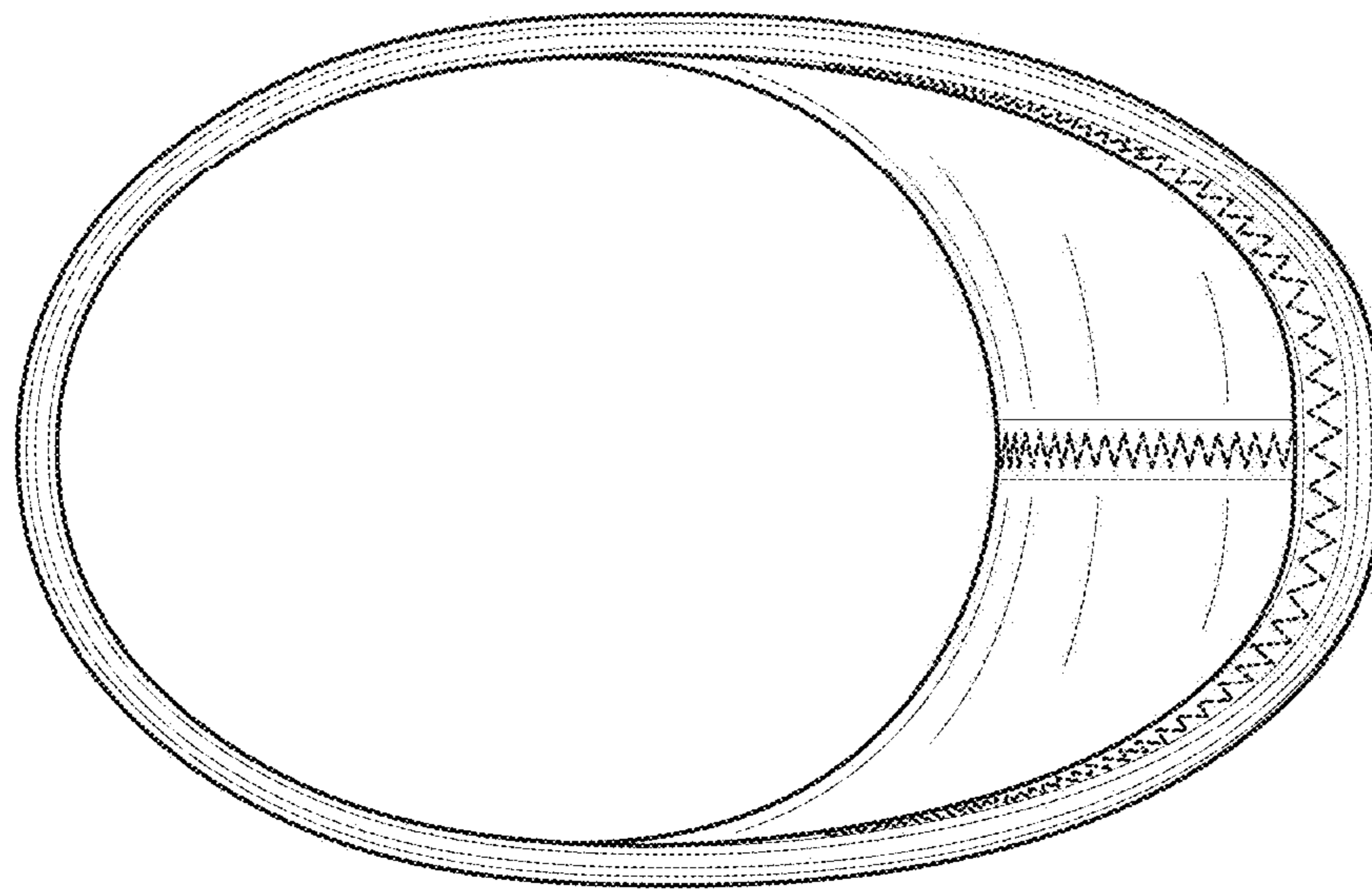


FIG. 6

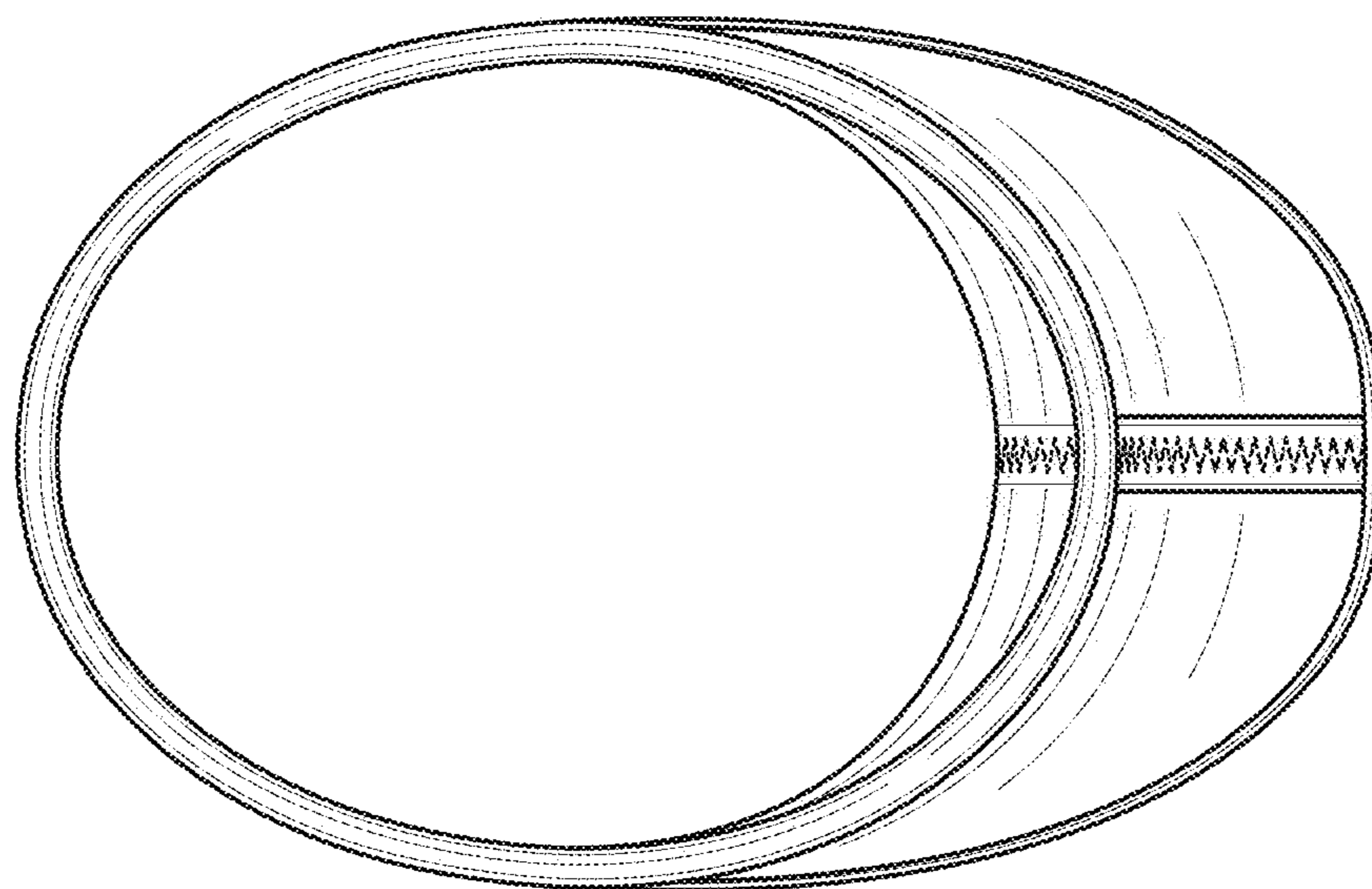


FIG. 7

UNITED STATES PATENT AND TRADEMARK OFFICE
CERTIFICATE OF CORRECTION

PATENT NO. : D905,859 S
APPLICATION NO. : 29/743929
DATED : December 22, 2020
INVENTOR(S) : John Inzer

Page 1 of 1

It is certified that error appears in the above-identified patent and that said Letters Patent is hereby corrected as shown below:

On the Title Page

Item (57), Description, FIG. 2, delete “**left**” and insert --**right**--, therefor.

Item (57), Description, FIG. 3, delete “**rear**” and insert --**front**--, therefor.

Item (57), Description, FIG. 4, delete “**front**” and insert --**rear**--, therefor.

Item (57), Description, FIG. 5, delete “**right**” and insert --**left**--, therefor.

Signed and Sealed this
Ninth Day of August, 2022
Katherine Kelly Vidal

Katherine Kelly Vidal
Director of the United States Patent and Trademark Office