



US00D905841S

(12) **United States Design Patent** (10) **Patent No.:** **US D905,841 S**
Cao (45) **Date of Patent:** **** Dec. 22, 2020**

(54) **AIR PURIFIER**

(71) Applicant: **Shenzhen Yiteng Technology Co., Ltd.**, Shenzhen (CN)

(72) Inventor: **Chao Cao**, Yiyang (CN)

(**) Term: **15 Years**

(21) Appl. No.: **29/746,282**

(22) Filed: **Aug. 12, 2020**

(51) **LOC (12) Cl.** **23-04**

(52) **U.S. Cl.**
USPC **D23/364**

(58) **Field of Classification Search**

USPC D23/355–366, 352, 369, 332, 333, 335,
D23/336, 342, 351; 422/120, 122;
55/356, 473, 504; 96/97; 261/DIG. 17,
261/DIG. 65, DIG. 88, DIG. 31
CPC .. A61L 9/16; A61L 9/22; B01D 47/00; B01D
47/027; B01D 2221/02; B01D 2259/4508;
B03C 3/155; B03C 3/368; F24F 3/16;
F24F 13/20; F24F 13/28; F24F
2001/0096

See application file for complete search history.

(56) **References Cited**

U.S. PATENT DOCUMENTS

D818,095 S * 5/2018 Cho D23/364
D835,766 S * 12/2018 Chen D23/364
D845,456 S * 4/2019 Swanson D23/359
D845,460 S * 4/2019 Li D23/366
D865,149 S * 10/2019 Lin D23/364
D873,401 S * 1/2020 Chen D23/364
D882,056 S * 4/2020 Baillie D23/364

D884,138 S * 5/2020 Chen D23/366
D886,268 S * 6/2020 Montagnino D23/356
D886,272 S * 6/2020 Yang D23/364
D886,975 S * 6/2020 Yang D23/364
D890,905 S 7/2020 Farone et al.
D892,289 S * 8/2020 Baillie D23/356
D896,937 S * 9/2020 Yang D23/335

* cited by examiner

Primary Examiner — David G Muller

(74) *Attorney, Agent, or Firm* — ZANIP

(57) **CLAIM**

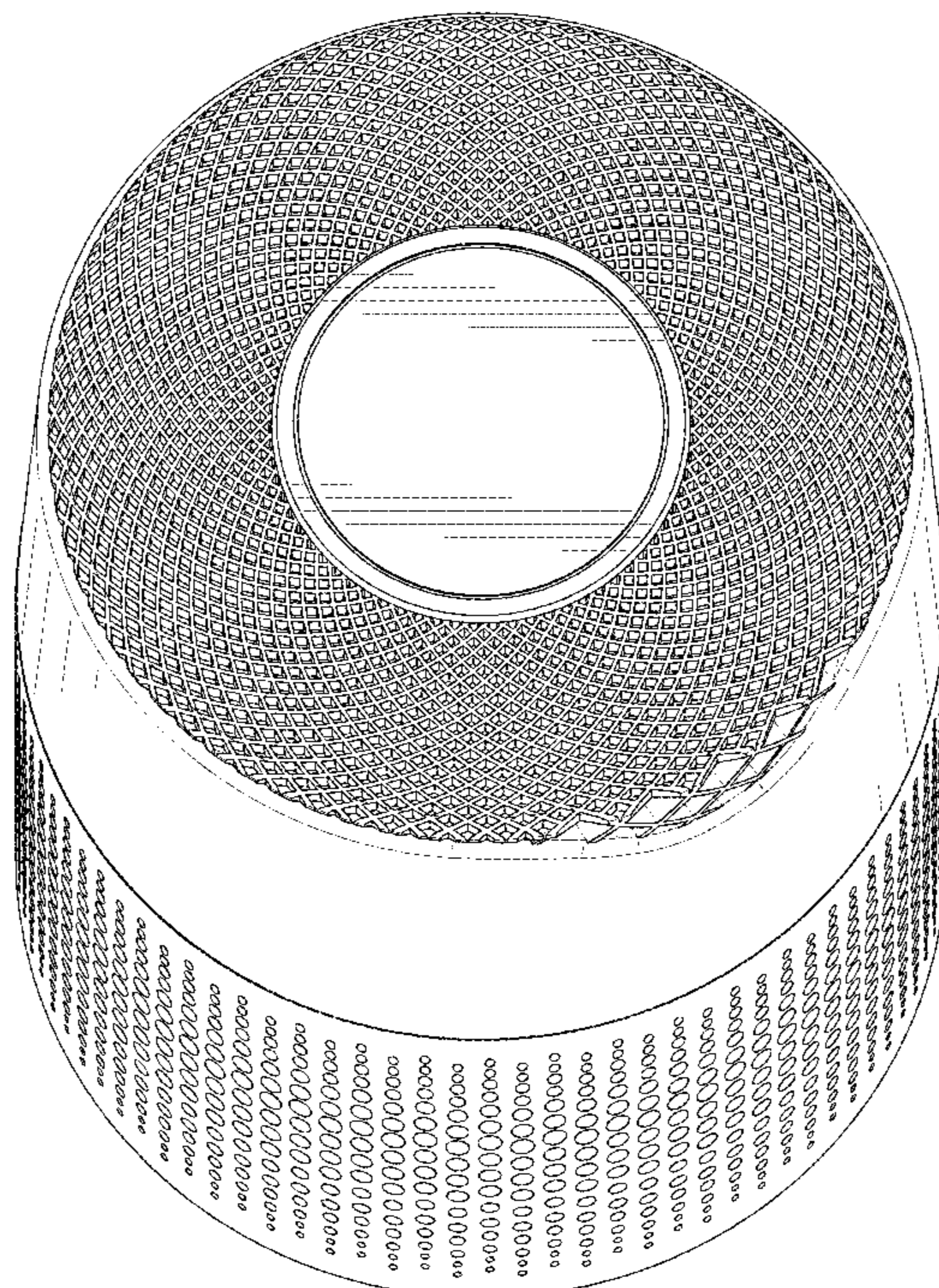
The ornamental design for an air purifier, as shown and described.

DESCRIPTION

FIG. 1 is a front and top perspective view of an air purifier, showing my new design;
FIG. 2 is a rear and bottom perspective view thereof;
FIG. 3 is a front elevational view thereof;
FIG. 4 is a rear elevational view thereof;
FIG. 5 is a left side elevational view thereof;
FIG. 6 is a right side elevational view thereof;
FIG. 7 is a top plan view thereof;
FIG. 8 is a bottom plan view thereof; and,
FIG. 9 is an enlarged view of a portion labeled, 'FIG. 9' in FIG. 2.

The broken lines in the figures illustrate portions of the article that form no part of the claimed design. The dash dot dash lines in FIGS. 2 and 9 are for the purpose of depicting the cut line of the enlarged view and form no part of the claim.

1 Claim, 9 Drawing Sheets



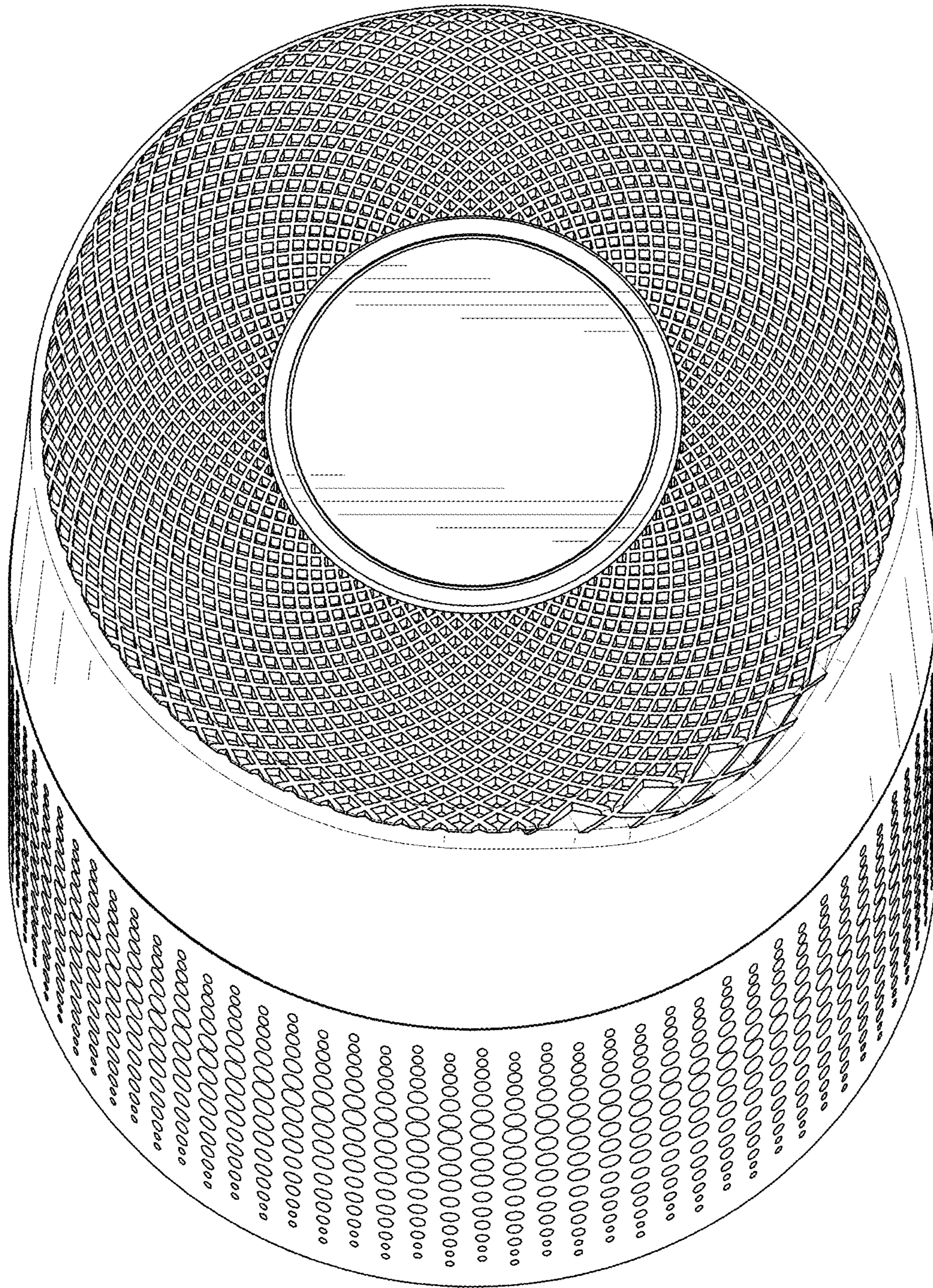


FIG. 1

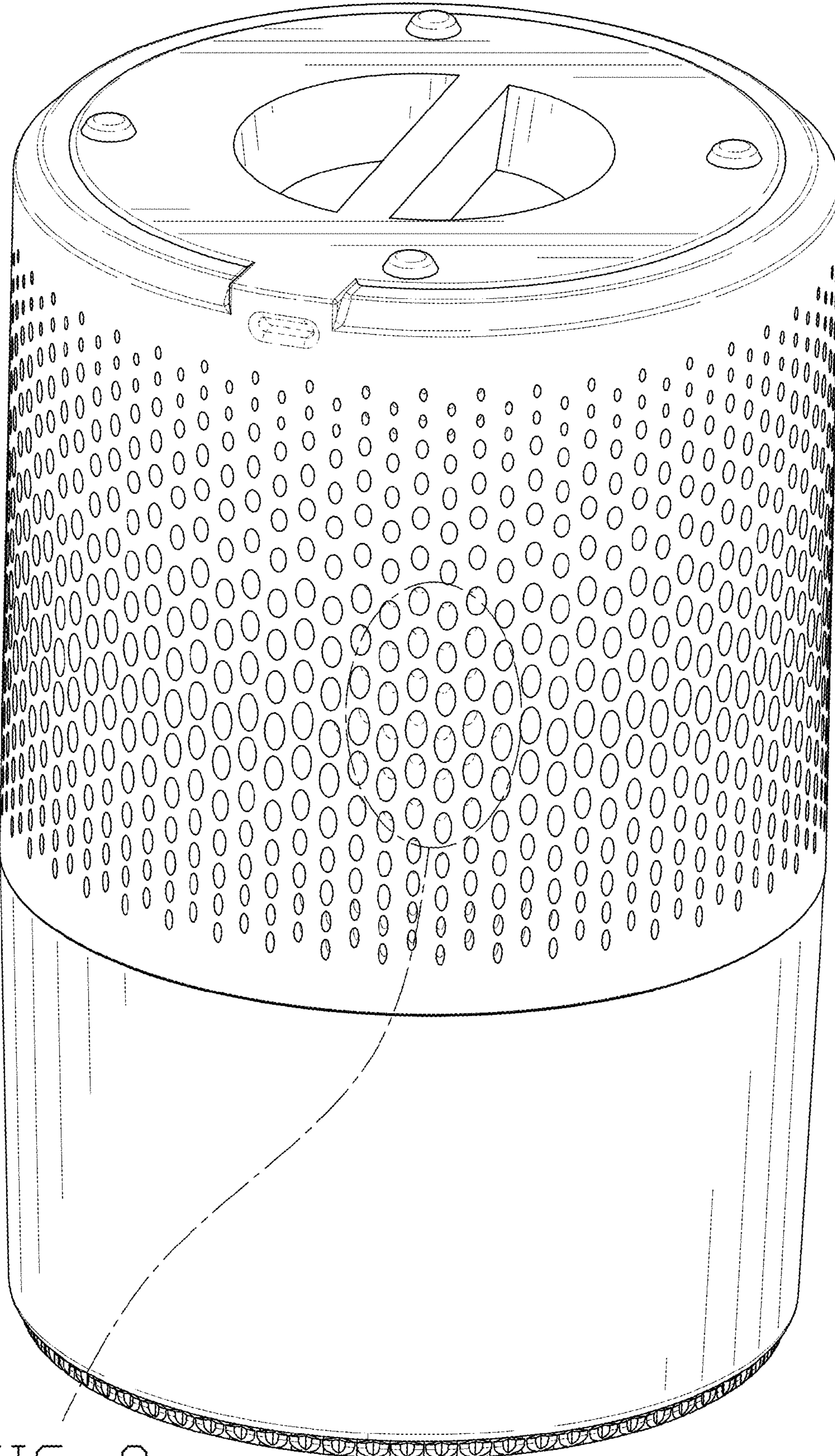


FIG. 9

FIG. 2




FIG. 3




FIG. 4




FIG. 5




FIG. 6

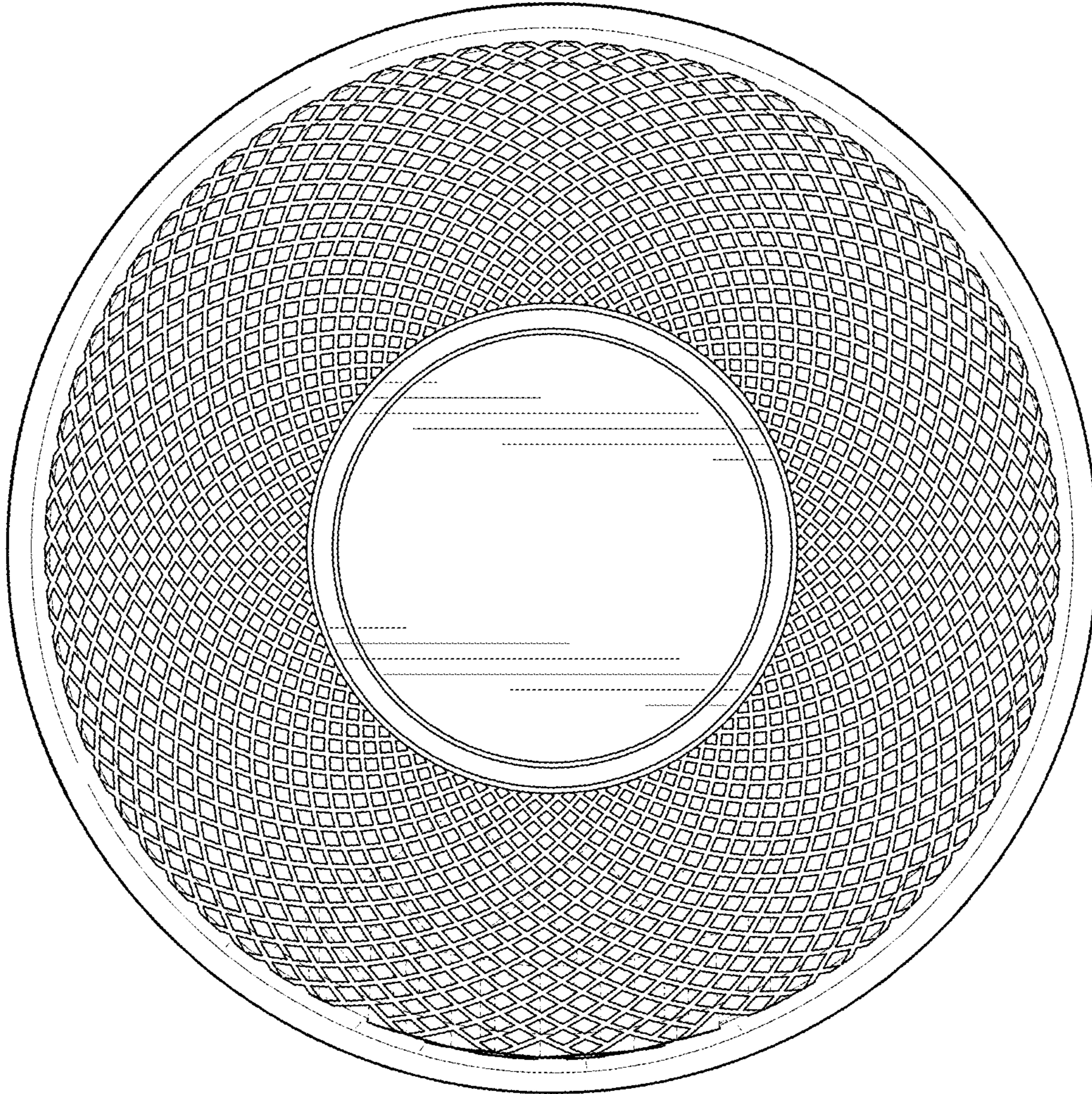


FIG. 7

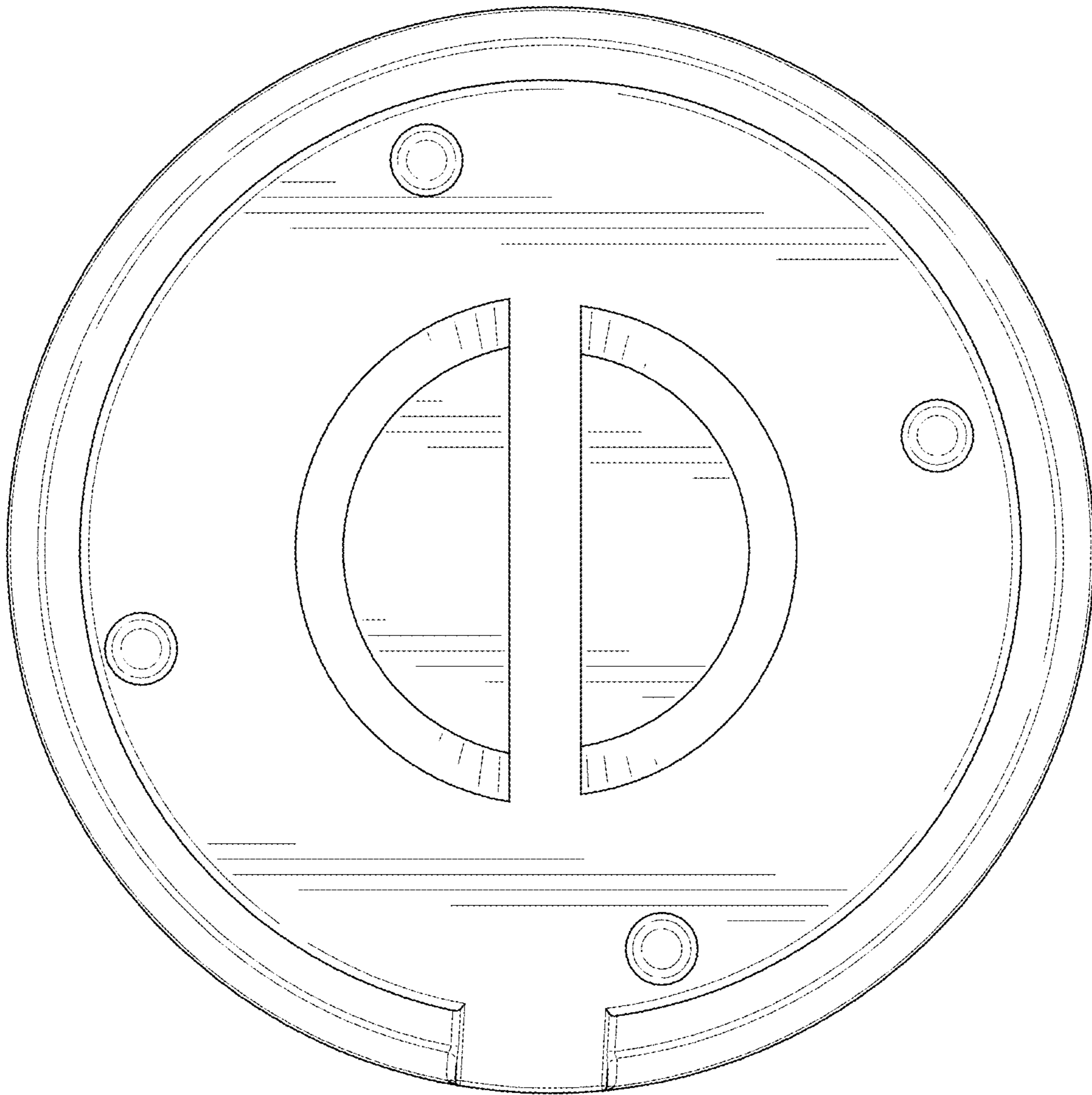


FIG. 8




FIG. 9