



US00D905835S

(12) **United States Design Patent**
Rejkowski et al.

(10) **Patent No.:** **US D905,835 S**

(45) **Date of Patent:** **** Dec. 22, 2020**

(54) **ACCESSORY FOR VEHICLE HEATING AND AIR CONDITIONING SYSTEMS**

(71) Applicants: **Michael W Rejkowski**, Irving, TX (US); **Stephen J Sexton**, McKinney, TX (US)

(72) Inventors: **Michael W Rejkowski**, Irving, TX (US); **Stephen J Sexton**, McKinney, TX (US)

(73) Assignee: **Classic Auto Air Manufacturing LP**, Chagrin Falls, OH (US)

(**) Term: **15 Years**

(21) Appl. No.: **29/630,387**

(22) Filed: **Dec. 20, 2017**

(51) **LOC (12) Cl.** **12-07**

(52) **U.S. Cl.**
USPC **D23/324**

(58) **Field of Classification Search**
USPC D23/327, 324, 352, 326; D12/192
CPC .. F24F 7/00; F24F 7/013; F24F 13/082; F24F 13/10; F24F 13/16; B64D 2013/003; B60H 1/00464; B60H 1/3435; B60H 1/00564; B60H 1/00842; B60H 1/3414; B60H 1/0075; B60H 1/34; B60H 1/3442; B60H 1/3407; B60H 1/345
See application file for complete search history.

(56) **References Cited**

U.S. PATENT DOCUMENTS

3,319,560 A * 5/1967 Schaaf B60H 1/3442
239/582.1
5,746,651 A * 5/1998 Arajis B60H 1/3442
454/154
5,800,259 A * 9/1998 Olney F24F 13/08
454/108

6,059,652 A * 5/2000 Terry B60H 1/3428
454/154
6,342,003 B1 * 1/2002 Wang B60H 1/345
422/122
D603,493 S * 11/2009 Fraser D23/327
8,974,273 B2 * 3/2015 Uhlenbusch B60H 1/3442
454/152
9,457,907 B2 * 10/2016 Brown B64D 13/00
9,707,826 B2 * 7/2017 Brinas B60H 1/34
D794,522 S * 8/2017 Rejkowski D12/192
9,718,329 B2 * 8/2017 Brinas B60H 1/3442
10,343,493 B2 * 7/2019 Terasawa
2002/0119745 A1 * 8/2002 Thomassin B60H 1/3442
454/76

(Continued)

Primary Examiner — Ania Aman

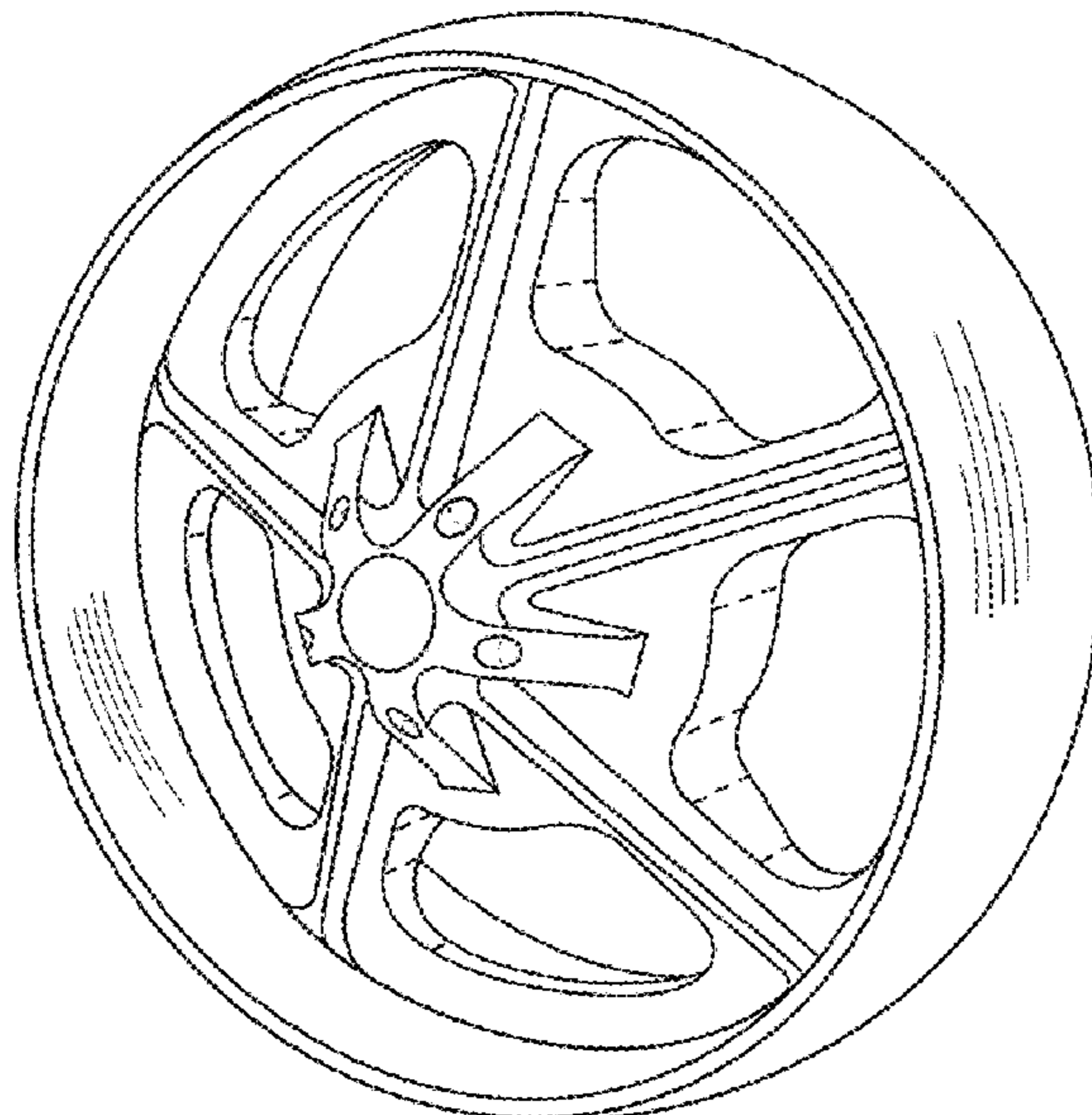
(57) **CLAIM**

The ornamental design for an accessory for vehicle heating and air conditioning systems, as shown and described.

DESCRIPTION

FIG. 1 is a perspective front view of an accessory for vehicle heating and air conditioning systems showing our new design;
FIG. 2 is a top plan view of the accessory for vehicle heating and air conditioning systems of FIG. 1;
FIG. 3 is a front elevation view of the accessory for vehicle heating and air conditioning systems of FIG. 1;
FIG. 4 is a right side elevation view of the accessory for vehicle heating and air conditioning systems of FIG. 1;
FIG. 5 is a left side elevation view of the accessory for vehicle heating and air conditioning systems of FIG. 1;
FIG. 6 is a bottom plan view of the accessory for vehicle heating and air conditioning systems of FIG. 1; and,
FIG. 7 is a rear elevation view of the accessory for vehicle heating and air conditioning systems of FIG. 1.
In the drawings, the broken lines depict unclaimed subject matter only and form no part of the claimed design.

1 Claim, 2 Drawing Sheets



(56)

References Cited

U.S. PATENT DOCUMENTS

2006/0172681	A1 *	8/2006	Steinbeiss	B60H 1/3442 454/152
2014/0230942	A1 *	8/2014	Takai	B60H 1/345 138/45
2014/0342657	A1 *	11/2014	Rais	F24F 13/065 454/358
2015/0202946	A1 *	7/2015	Inagaki	B60H 1/3428 454/154
2015/0336445	A1 *	11/2015	Uehara	B60H 1/3442 454/155
2016/0031293	A1 *	2/2016	Brinas	B60H 1/34 454/152
2016/0129761	A1 *	5/2016	Brinas	B60H 1/3421 454/155
2016/0129762	A1 *	5/2016	Brinas	B60H 1/3421 454/155

* cited by examiner

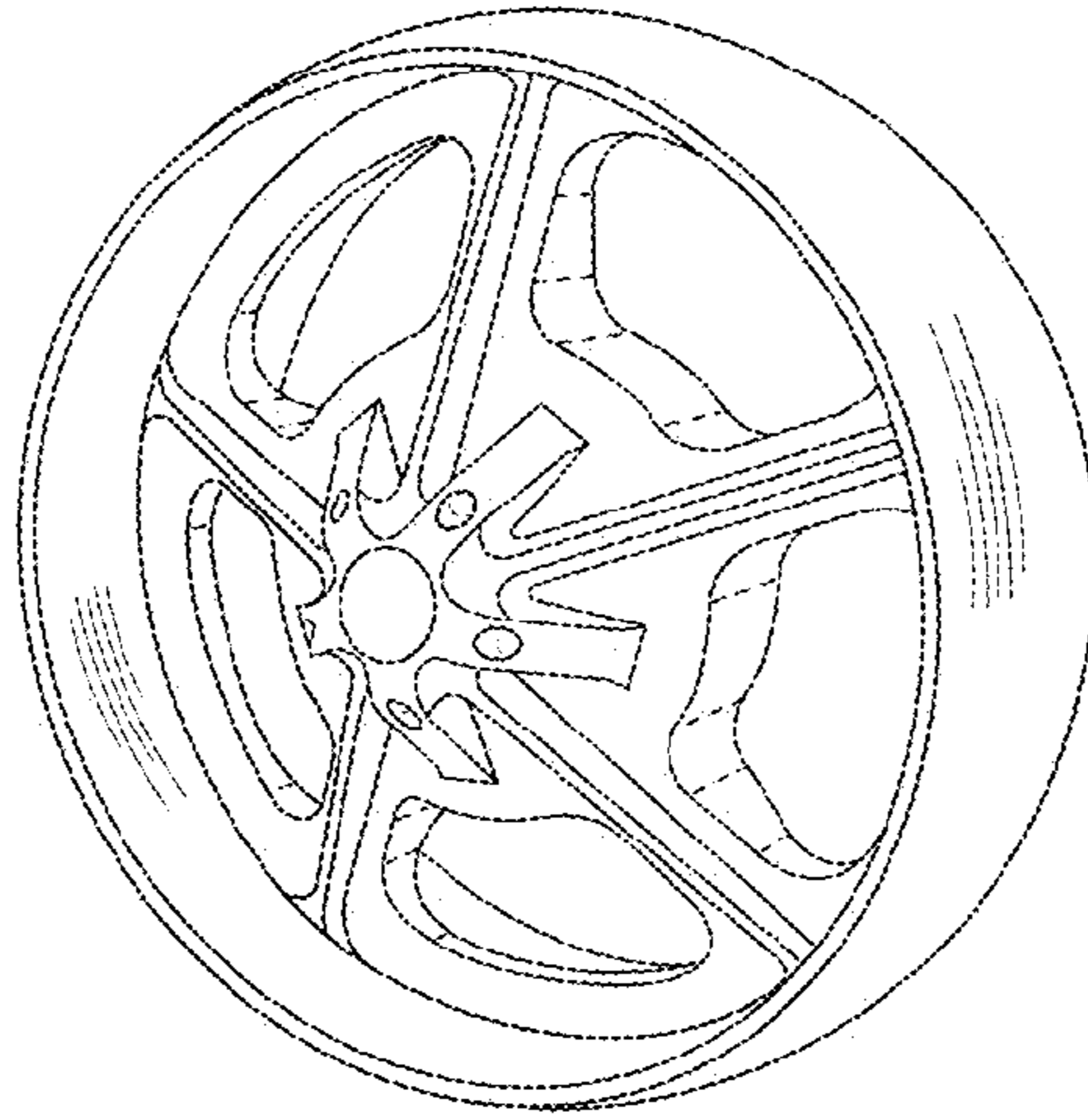


Fig.1

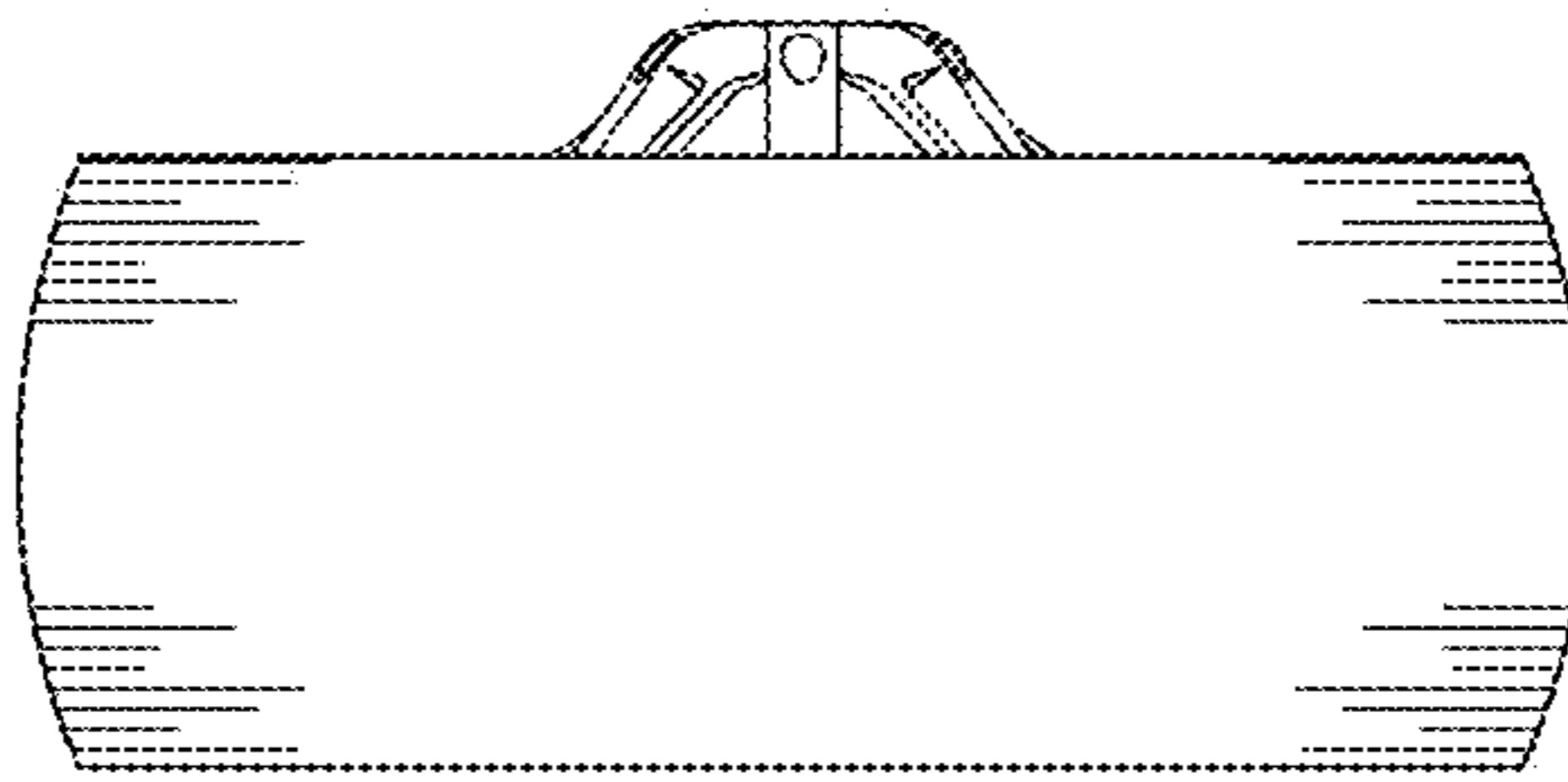


Fig.2

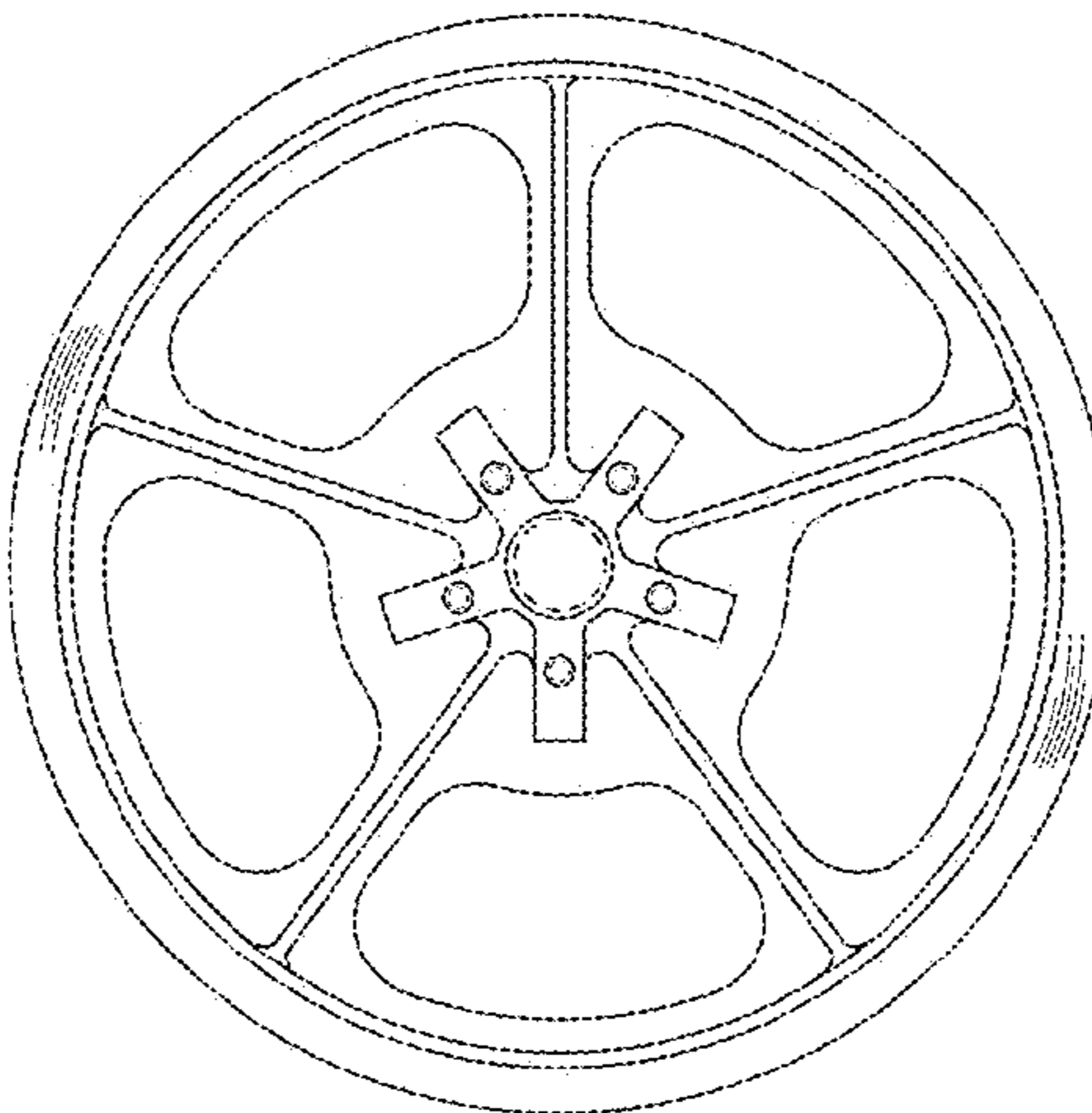


Fig.3

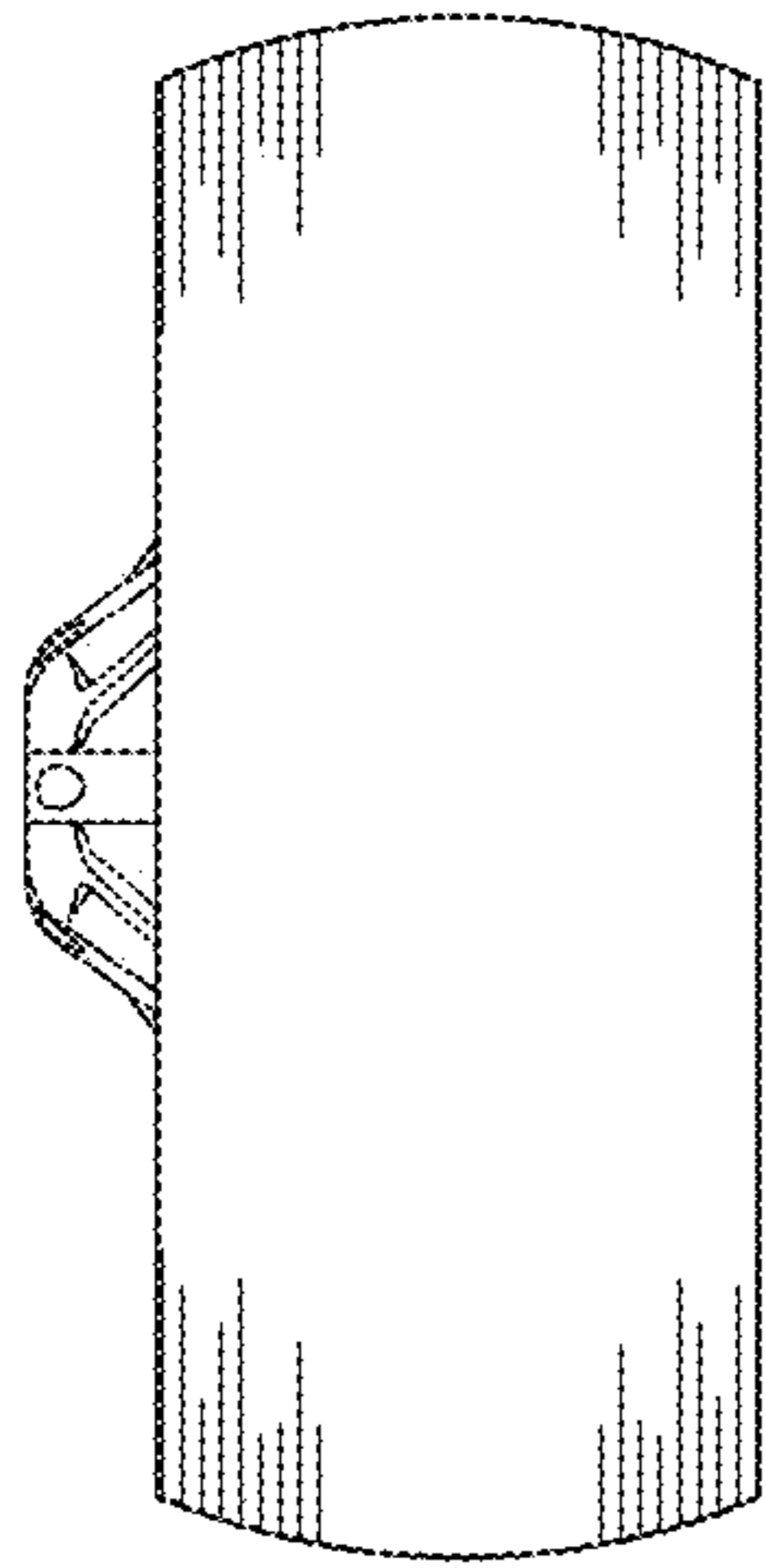


Fig.4

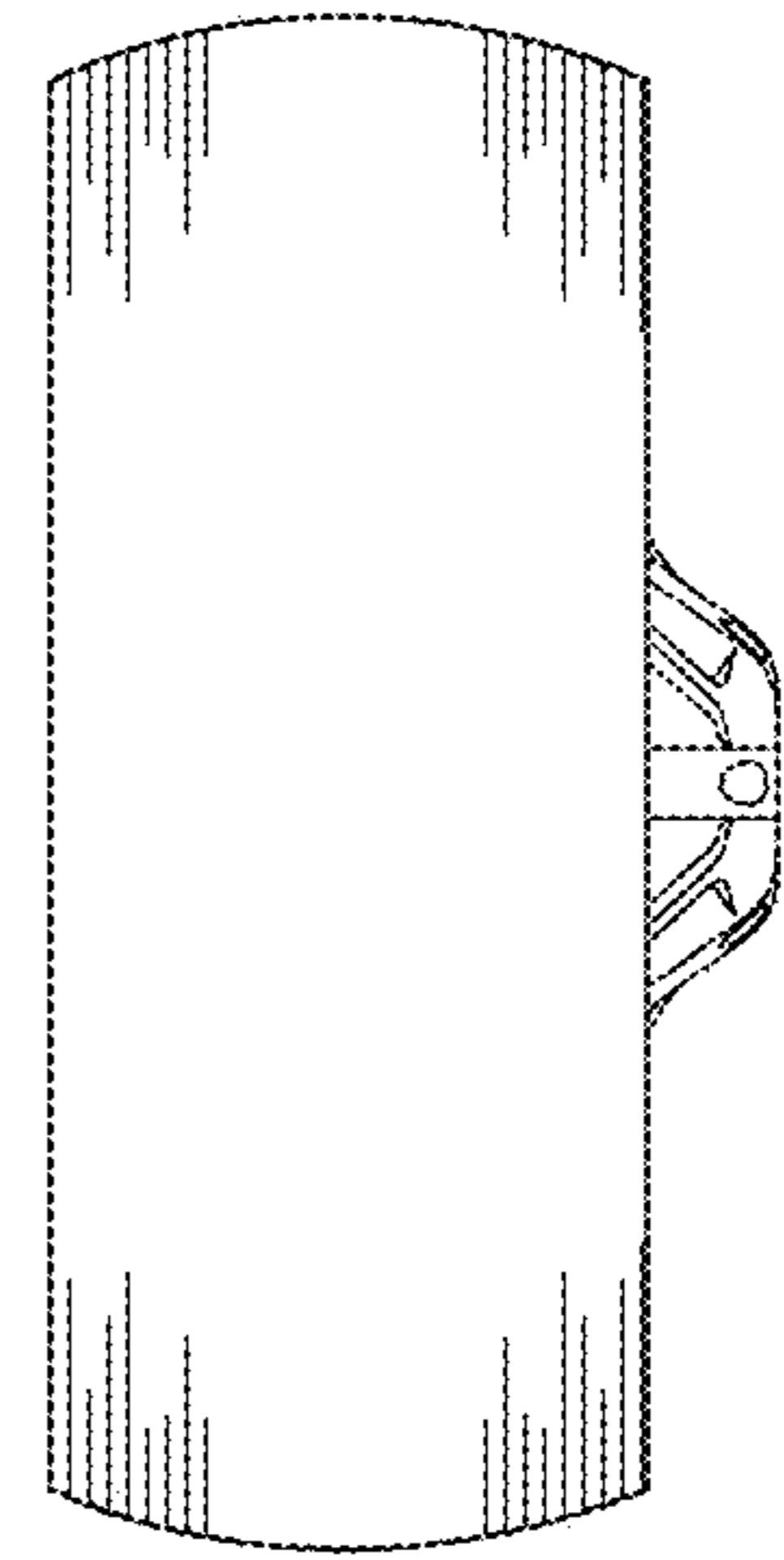


Fig.5

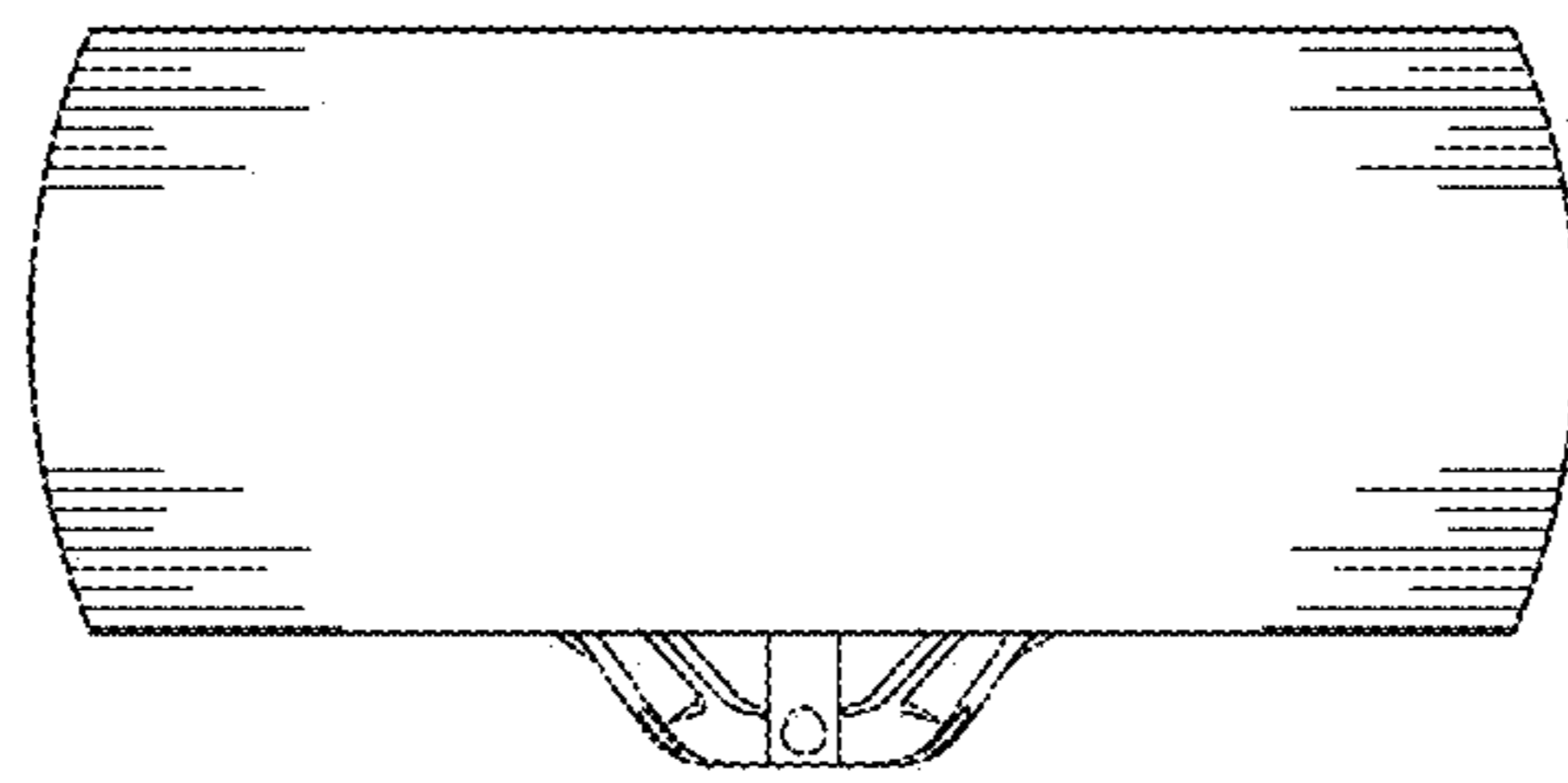


Fig.6

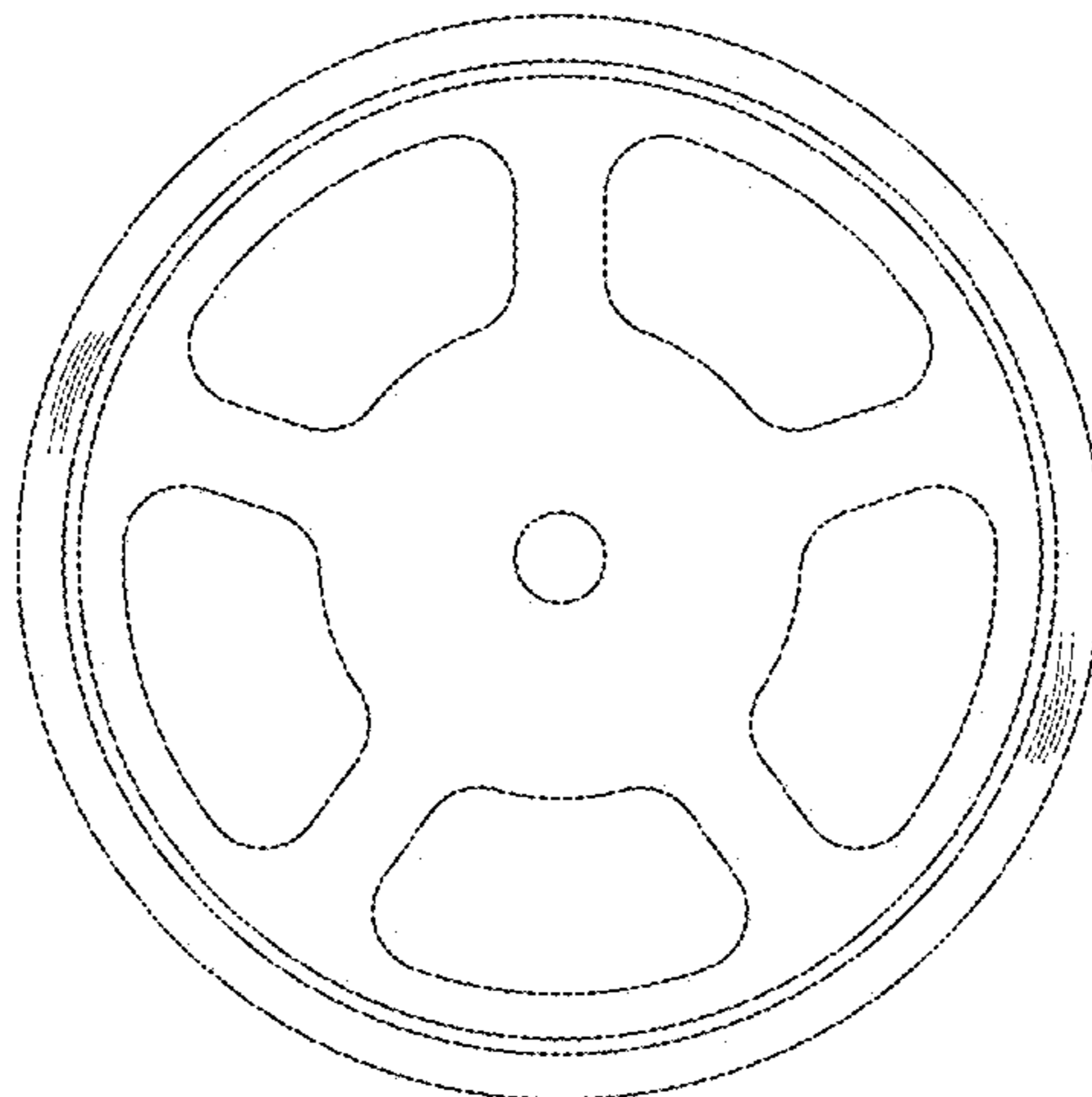


Fig.7