



US00D905834S

(12) **United States Design Patent**
Fang

(10) **Patent No.:** **US D905,834 S**

(45) **Date of Patent:** **** Dec. 22, 2020**

(54) **WATER HEATER**

(71) Applicant: **Cindy Fang**, Guangdong (CN)

(72) Inventor: **Cindy Fang**, Guangdong (CN)

(73) Assignee: **Zhongshan Chongde Electric Appliance Industry Co., Ltd.**,
Zhongshan (CN)

(**) Term: **15 Years**

(21) Appl. No.: **29/695,873**

(22) Filed: **Jun. 24, 2019**

(51) **LOC (12) Cl.** **23-03**

(52) **U.S. Cl.**
USPC **D23/318**

(58) **Field of Classification Search**
USPC D23/314, 317, 318, 319, 320, 321, 329,
D23/332, 342, 335
CPC . F24H 1/10; F24H 9/2028; F24H 9/02; F24H
9/128; F24H 9/2021; F24H 9/2007; F24H
9/0005; F24H 4/00; F24H 2/142; F24H
9/2071; F24H 9/2064; F24H 1/06
See application file for complete search history.

(56) **References Cited**

U.S. PATENT DOCUMENTS

- D482,370 S * 11/2003 Niwatsukino D15/7
- 7,046,922 B1 * 5/2006 Sturm F24H 1/102
392/465
- D532,878 S * 11/2006 Cortese D23/318
- D604,329 S * 11/2009 Matsuki D15/7
- D616,536 S * 5/2010 Lee D23/318
- D683,001 S * 5/2013 Lee D23/320
- 10,066,755 B1 * 9/2018 Felland F16K 27/12
- D859,616 S * 9/2019 Zhang D23/318
- 2003/0168441 A1 * 9/2003 Liu F24H 9/2021
219/481
- 2007/0126320 A1 * 6/2007 Huang F24H 9/02
312/236

- 2008/0107410 A1 * 5/2008 White G01F 1/24
392/466
- 2011/0174160 A1 * 7/2011 Blanc H05B 3/50
99/288
- 2011/0180617 A1 * 7/2011 Saito F24H 3/0429
236/49.3
- 2012/0067301 A1 * 3/2012 Braathen F24H 9/2021
122/19.1
- 2014/0014312 A1 * 1/2014 Chu F24H 9/2007
165/267
- 2016/0178234 A1 * 6/2016 Hayden F24H 1/08
392/486
- 2017/0248343 A1 * 8/2017 Hou F24H 1/202
- 2020/0037400 A1 * 1/2020 Bowen F24H 9/2028

OTHER PUBLICATIONS

- CN-306048007 Water heater (Year: 2020).*
- CN-305155822 Water Heater (Year: 2019).*
- CN-305998319 Water Heater (Year: 2020).*

* cited by examiner

Primary Examiner — Ania Aman

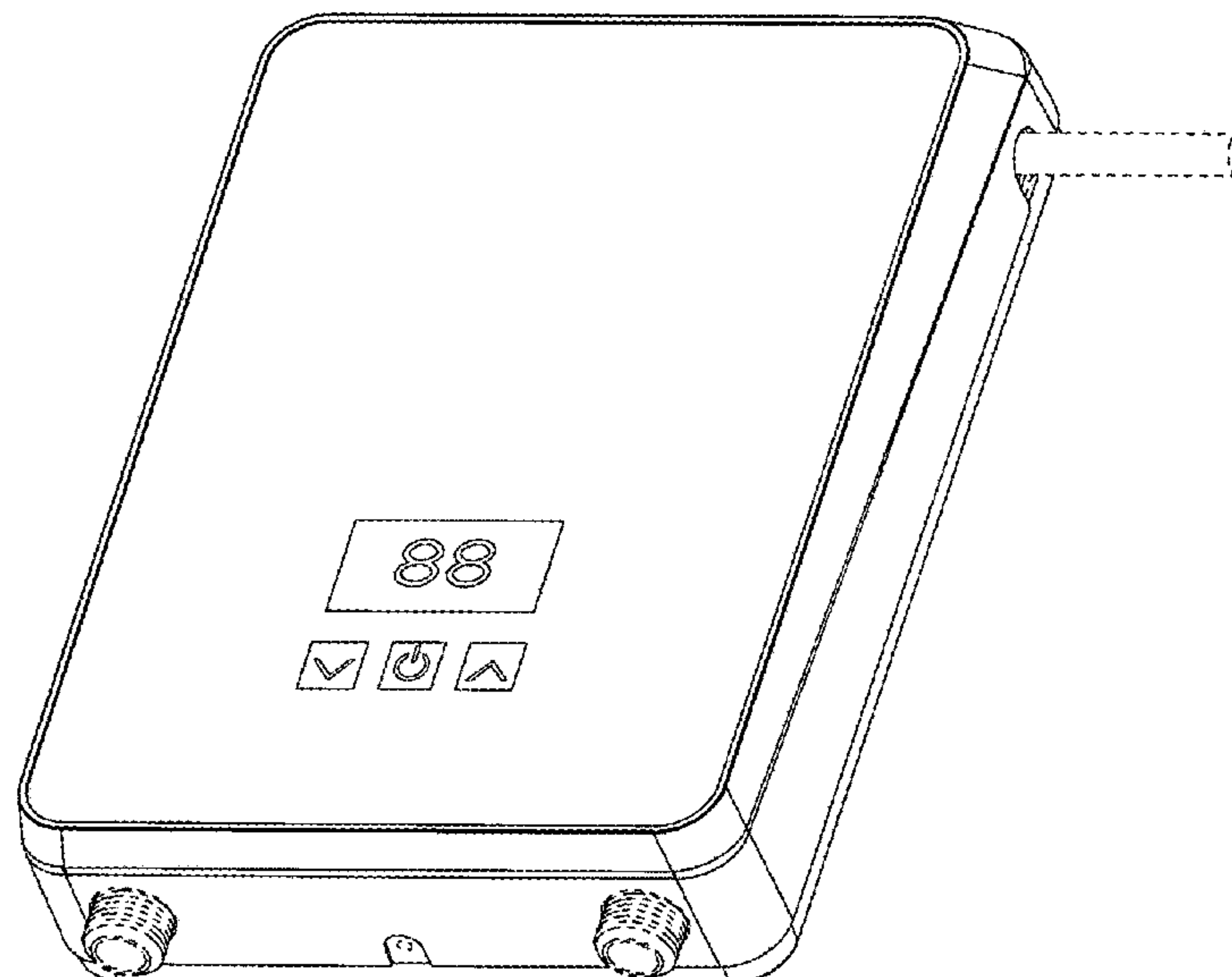
(57) **CLAIM**

The ornamental design for a water heater, as shown and described.

DESCRIPTION

FIG. 1 is a perspective view of a water heater showing my new design;
 FIG. 2 is a front elevation view thereof;
 FIG. 3 is a rear elevation view thereof;
 FIG. 4 is a left side elevation view thereof;
 FIG. 5 is a right side elevation view thereof;
 FIG. 6 is a greatly enlarged top plan view thereof; and,
 FIG. 7 is a greatly enlarged bottom plan view thereof.
 The broken lines in the drawings illustrate portions of the water heater and form no part of the claimed design.

1 Claim, 5 Drawing Sheets



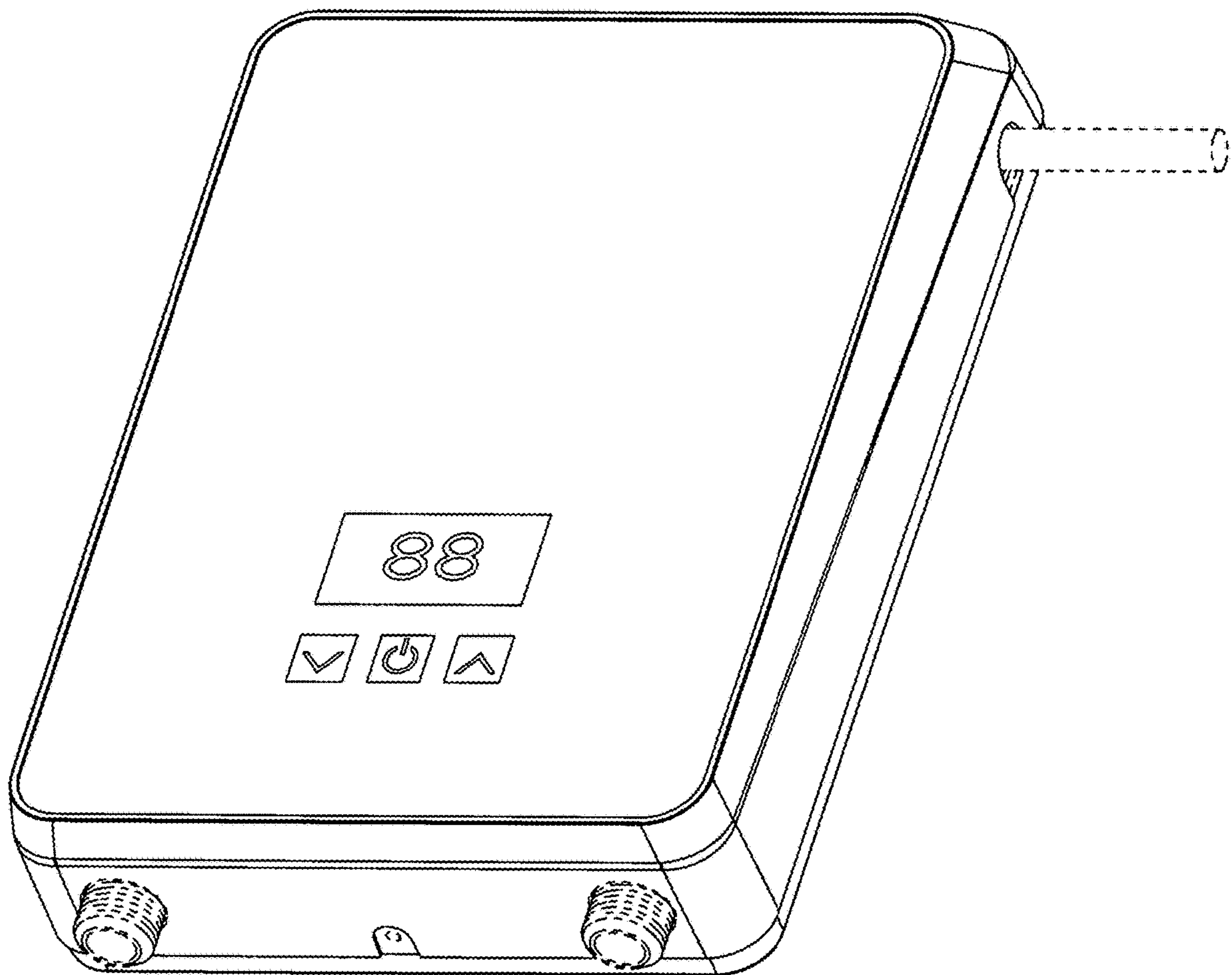


FIG.1

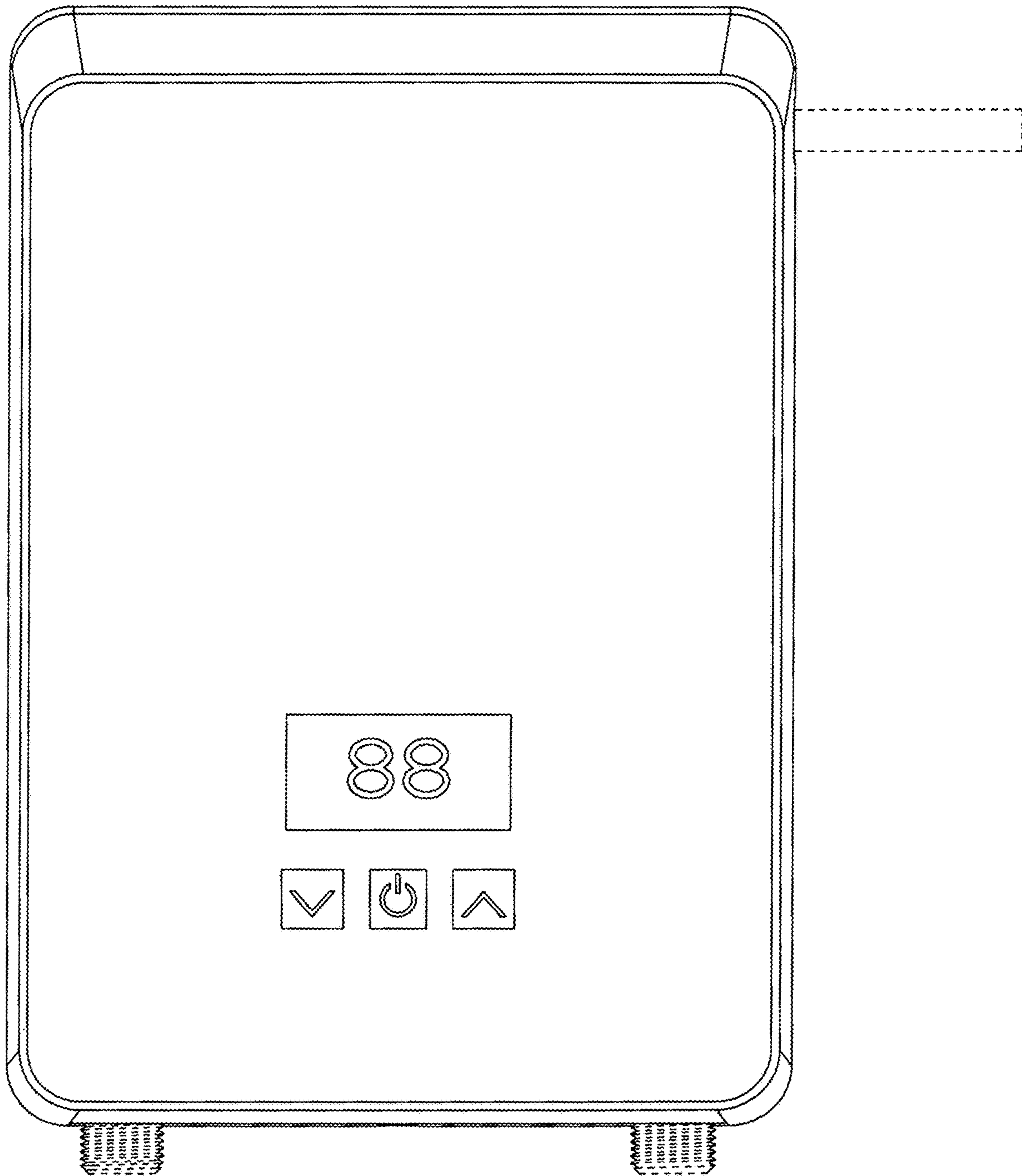


FIG. 2

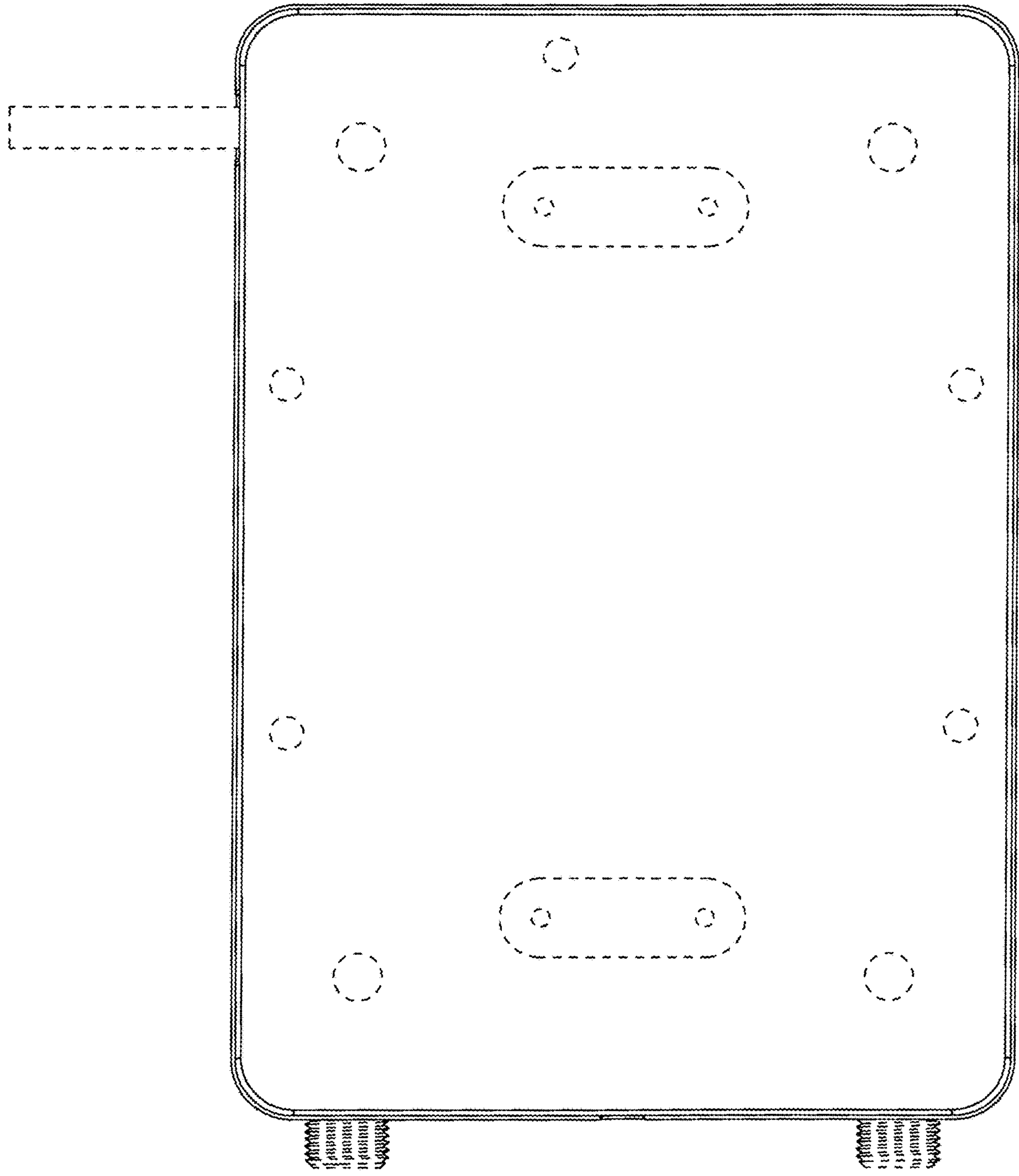


FIG.3

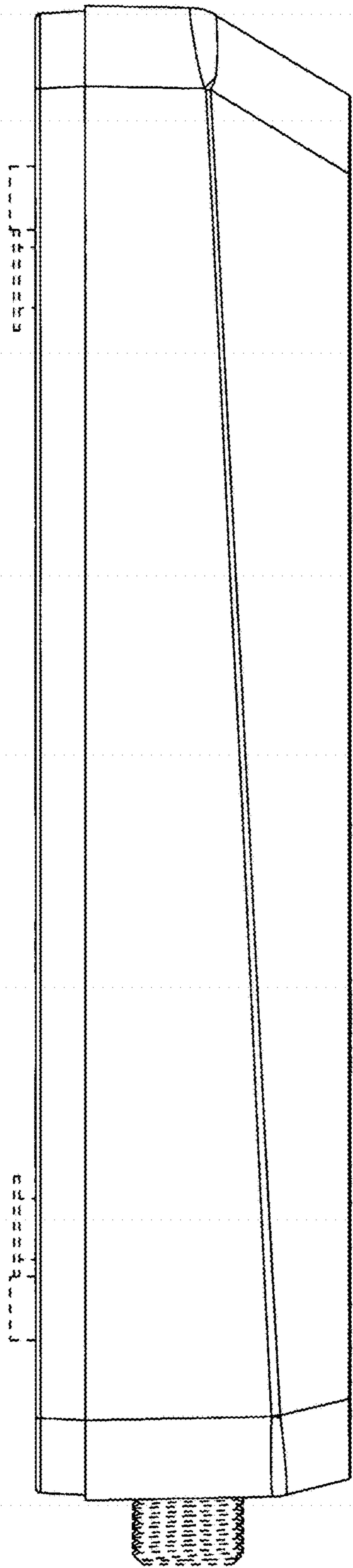


FIG. 4

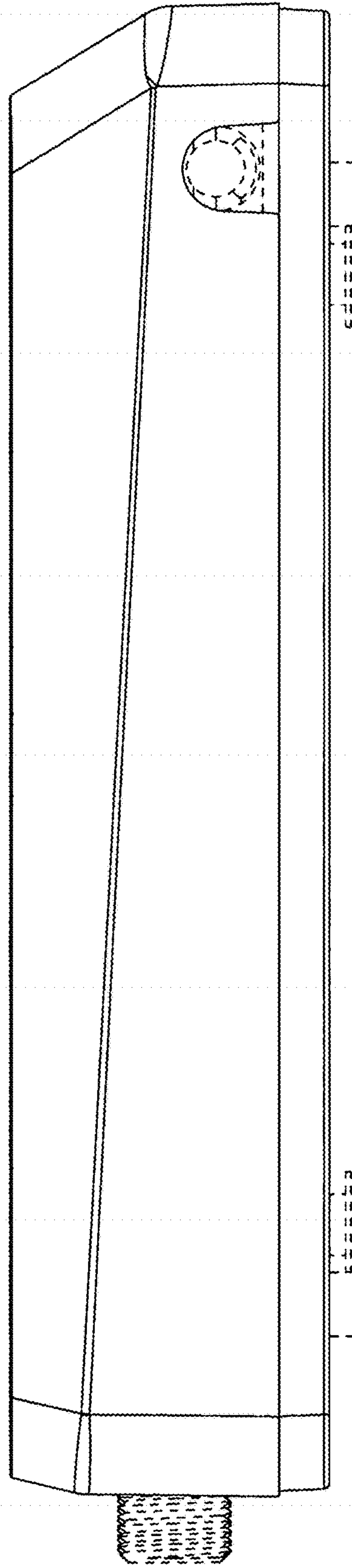


FIG. 5

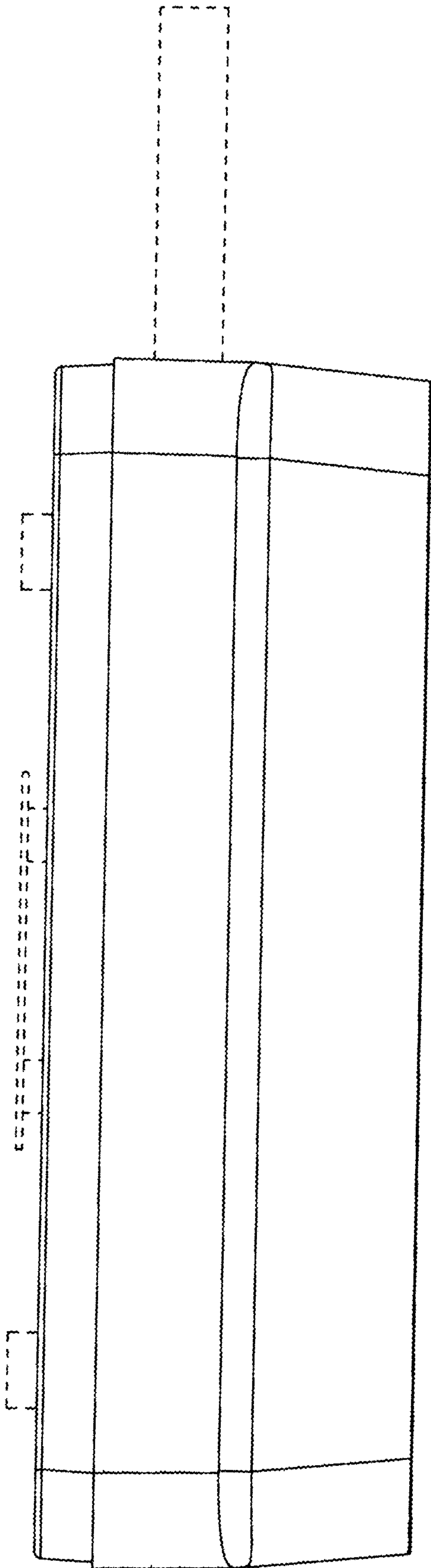


FIG. 6

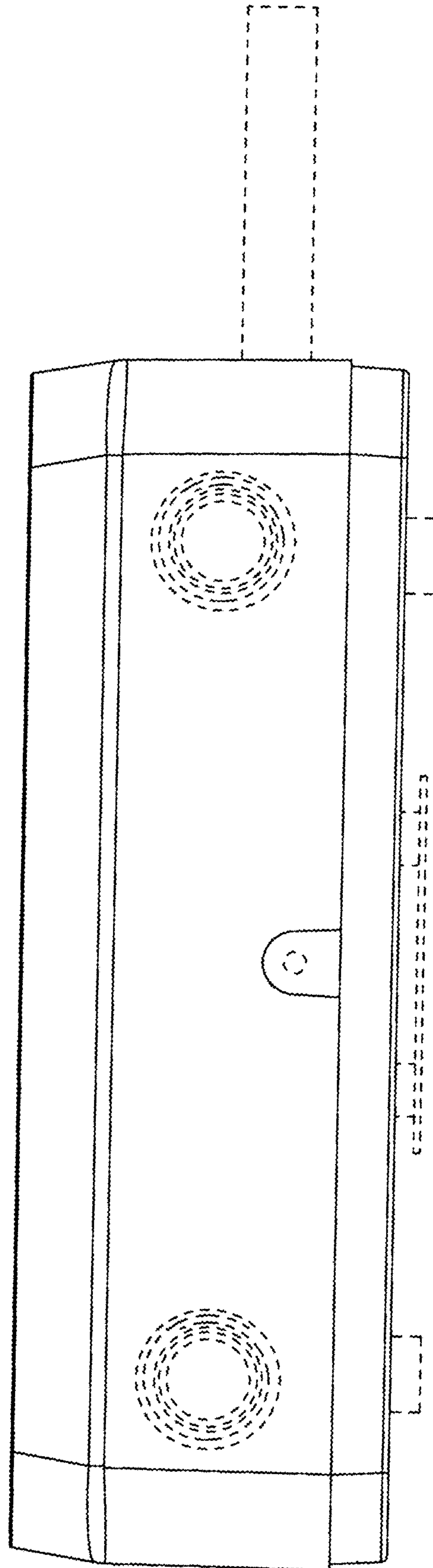


FIG. 7