



US00D905770S

(12) **United States Design Patent** (10) **Patent No.:** **US D905,770 S**
Klamm (45) **Date of Patent:** **** Dec. 22, 2020**

(54) **REAMER**
(71) Applicant: **Thomas Klamm**, Racine, WI (US)
(72) Inventor: **Thomas Klamm**, Racine, WI (US)
(**) Term: **15 Years**
(21) Appl. No.: **29/691,481**
(22) Filed: **May 16, 2019**
(51) **LOC (12) Cl.** **15-09**
(52) **U.S. Cl.**
USPC **D15/139**; D8/70; D8/98
(58) **Field of Classification Search**
USPC D8/92-99, 102, 106, 107; D15/127, 138,
D15/139, 140; D19/71, 72, 156, 158;
D24/146
CPC E21B 10/16; E21B 10/26; E21B 10/567;
E21B 10/5673
See application file for complete search history.

D332,492 S * 1/1993 Rosenberg D15/139
D336,094 S * 6/1993 Dejanon D15/138
D408,255 S * 4/1999 Chen D15/139
D608,802 S * 1/2010 Ibarra D15/139
D753,737 S * 4/2016 Zeiner D15/139
D786,645 S * 5/2017 Svendsen D15/139
D788,198 S * 5/2017 Zeiner D15/139

* cited by examiner

Primary Examiner — Michael C Stout
Assistant Examiner — Fritzgerald L Butac
(74) *Attorney, Agent, or Firm* — Quarles & Brady LLP

(57) **CLAIM**

The ornamental design for a reamer, as shown and described.

DESCRIPTION

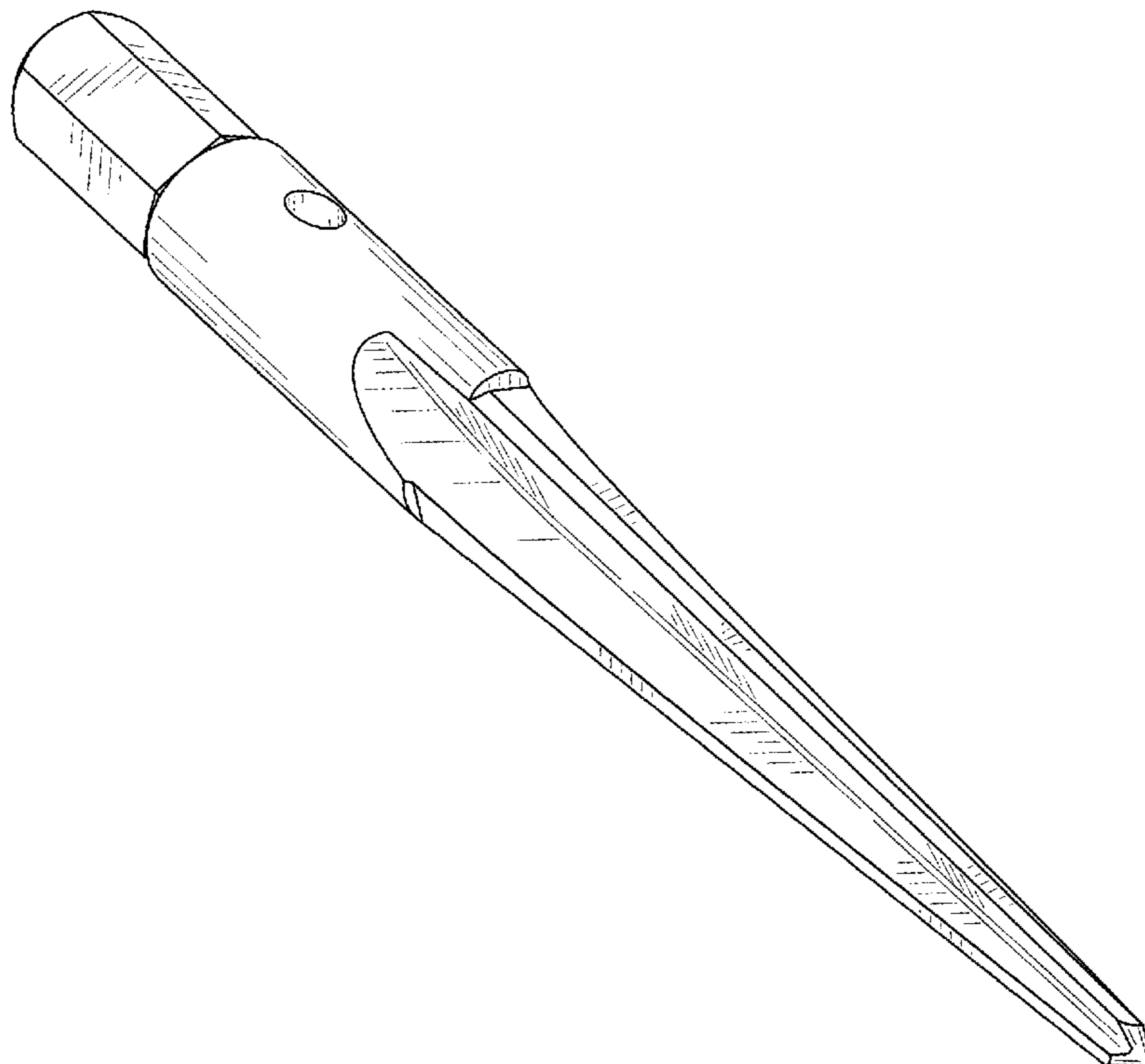
FIG. 1 is an isometric view of a top, front, and left side of an ornamental design for a reamer;
FIG. 2 is a top plan view of the reamer of FIG. 1;
FIG. 3 is a bottom plan view of the reamer of FIG. 1;
FIG. 4 is a right side elevational view of the reamer of FIG. 1;
FIG. 5 is a left side elevational view of the reamer of FIG. 1;
FIG. 6 is a front elevational view of the reamer of FIG. 1; and,
FIG. 7 is a rear elevational view of the reamer of FIG. 1.
The dash-dash-dash broken lines are included for the purpose of illustrating portions that form no part of the claimed design.

(56) **References Cited**

U.S. PATENT DOCUMENTS

D189,499 S * 12/1960 Sussman D15/139
D211,403 S * 6/1968 Miller D8/98
D245,757 S * 9/1977 Fisher D8/391
D248,557 S * 7/1978 Gobin D15/17
D249,150 S * 8/1978 Scanland D15/17
D250,648 S * 12/1978 Scanland D15/17
4,560,101 A * 12/1985 Wilhelmson B23K 1/018
228/54
D305,498 S * 1/1990 Lassiter D15/139
D317,455 S * 6/1991 Martin D15/139
D328,906 S * 8/1992 MacDonald D15/139

1 Claim, 3 Drawing Sheets



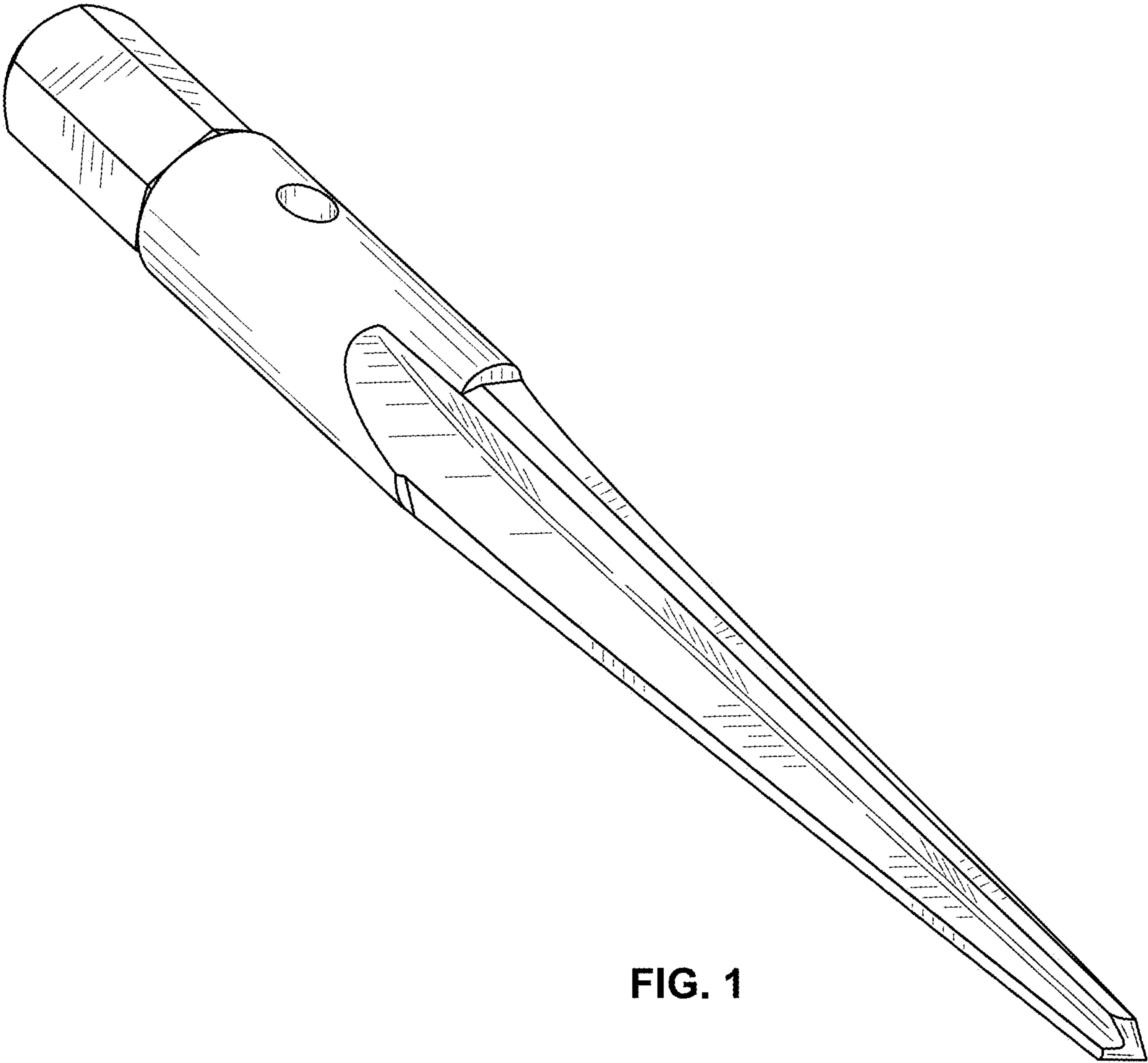


FIG. 1

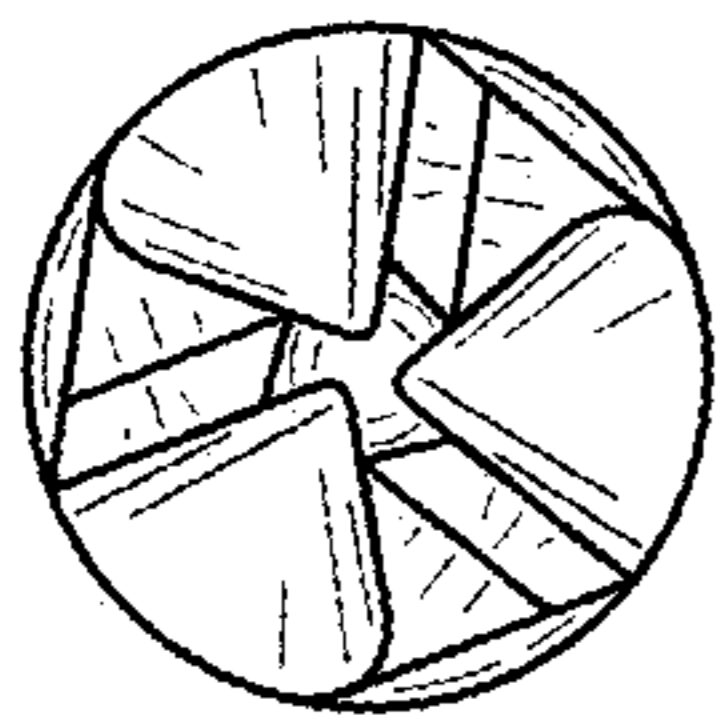


FIG. 2

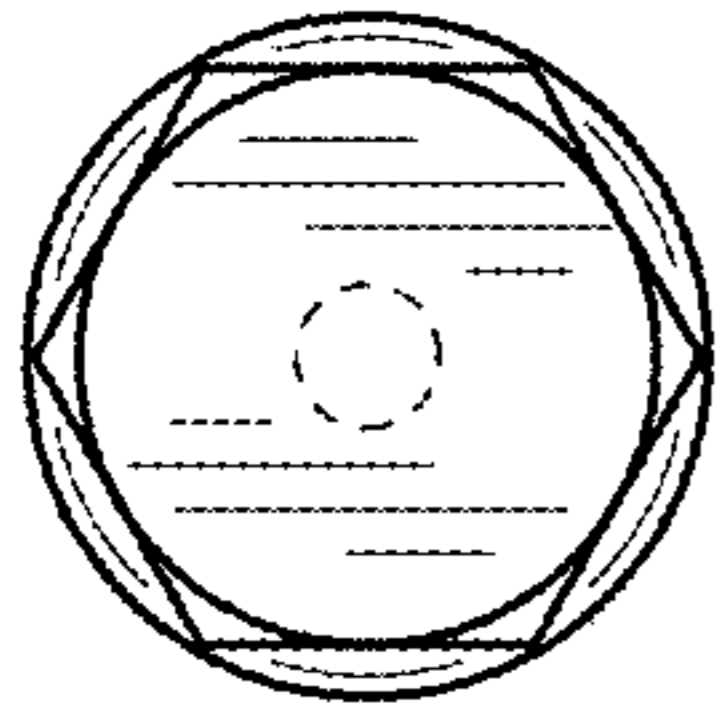


FIG. 3

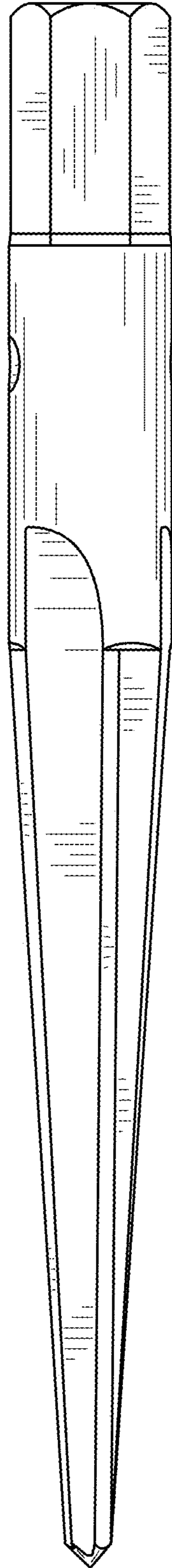


FIG. 4

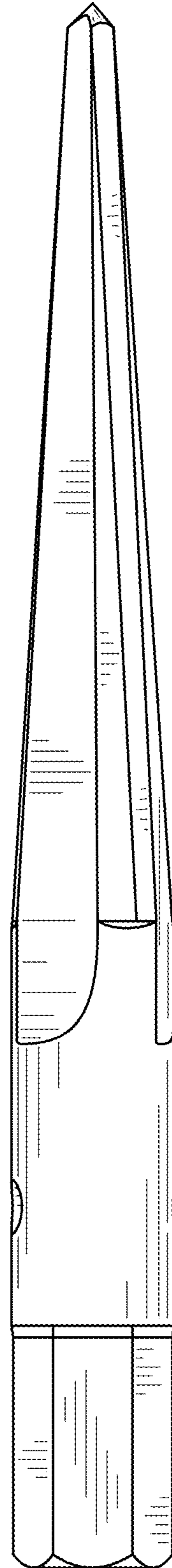


FIG. 5

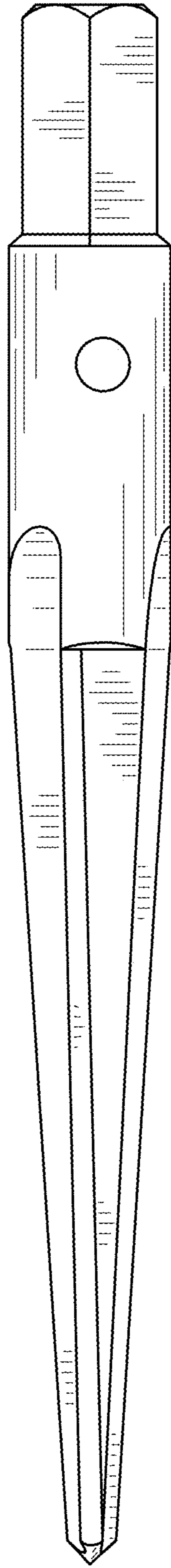


FIG. 6

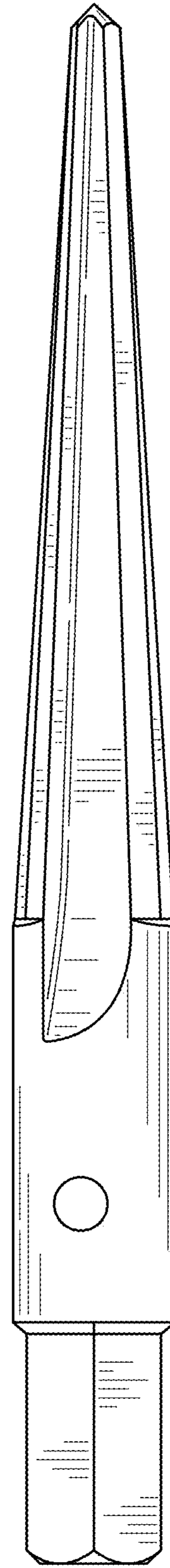


FIG. 7