

US00D905766S

(12) **United States Design Patent**
Vernon

(10) **Patent No.:** **US D905,766 S**

(45) **Date of Patent:** **** Dec. 22, 2020**

(54) **COMPARTMENTALIZED LOCKER REFRIGERATOR**

(71) Applicant: **Len Vernon**, Tampa, FL (US)

(72) Inventor: **Len Vernon**, Tampa, FL (US)

(**) Term: **15 Years**

(21) Appl. No.: **29/663,774**

(22) Filed: **Sep. 19, 2018**

(51) **LOC (12) Cl.** **15-07**

(52) **U.S. Cl.**
USPC **D15/79**

(58) **Field of Classification Search**
USPC D15/79-91
CPC F25D 17/065; F25D 2317/061; F25D 2323/023; F25D 23/028; F25D 23/126; F25D 11/02; F25D 2201/126; F25D 2201/1262; F25D 2201/14; F25D 2323/021; F25D 23/02; F25D 23/025; F25D 23/04; F25D 23/062; F25D 23/064; F25D 23/065; F25D 23/067; F25D 2400/361; F25D 25/025; F25D 25/04; F25D 29/005; F25D 29/006; F25D 31/005; F25D 3/06

See application file for complete search history.

(56) **References Cited**

U.S. PATENT DOCUMENTS

D138,391 S	8/1944	Baird	
2,404,851 A	7/1946	Knowles	
2,421,439 A	6/1947	Smith	
3,089,313 A	5/1963	Fix	
5,605,047 A	2/1997	Park	
5,910,163 A	6/1999	Schlamp	
D443,625 S *	6/2001	Vazquez	D15/86
D471,568 S *	3/2003	Smith	D15/85
D544,000 S *	6/2007	Ohtake	D15/81
D669,103 S *	10/2012	Behr	D15/91
D671,573 S *	11/2012	Behr	D15/91

8,496,308 B2	7/2013	Zablatino	
9,759,478 B2	9/2017	Parkes	
D880,543 S *	4/2020	Luchetta	D15/91
2005/0138955 A1 *	6/2005	Okuda	F25D 23/025
			62/441
2005/0275326 A1 *	12/2005	Lim	F25D 25/024
			312/408
2009/0236954 A1 *	9/2009	Kobayashi	A47F 3/0404
			312/36
2010/0256800 A1 *	10/2010	Heffron	G07F 17/0092
			700/214
2012/0206029 A1 *	8/2012	Zablatino	F25D 23/025
			312/404
2012/0209763 A1 *	8/2012	Zablatino	G06Q 30/0645
			705/39

* cited by examiner

Primary Examiner — Khawaja Anwar

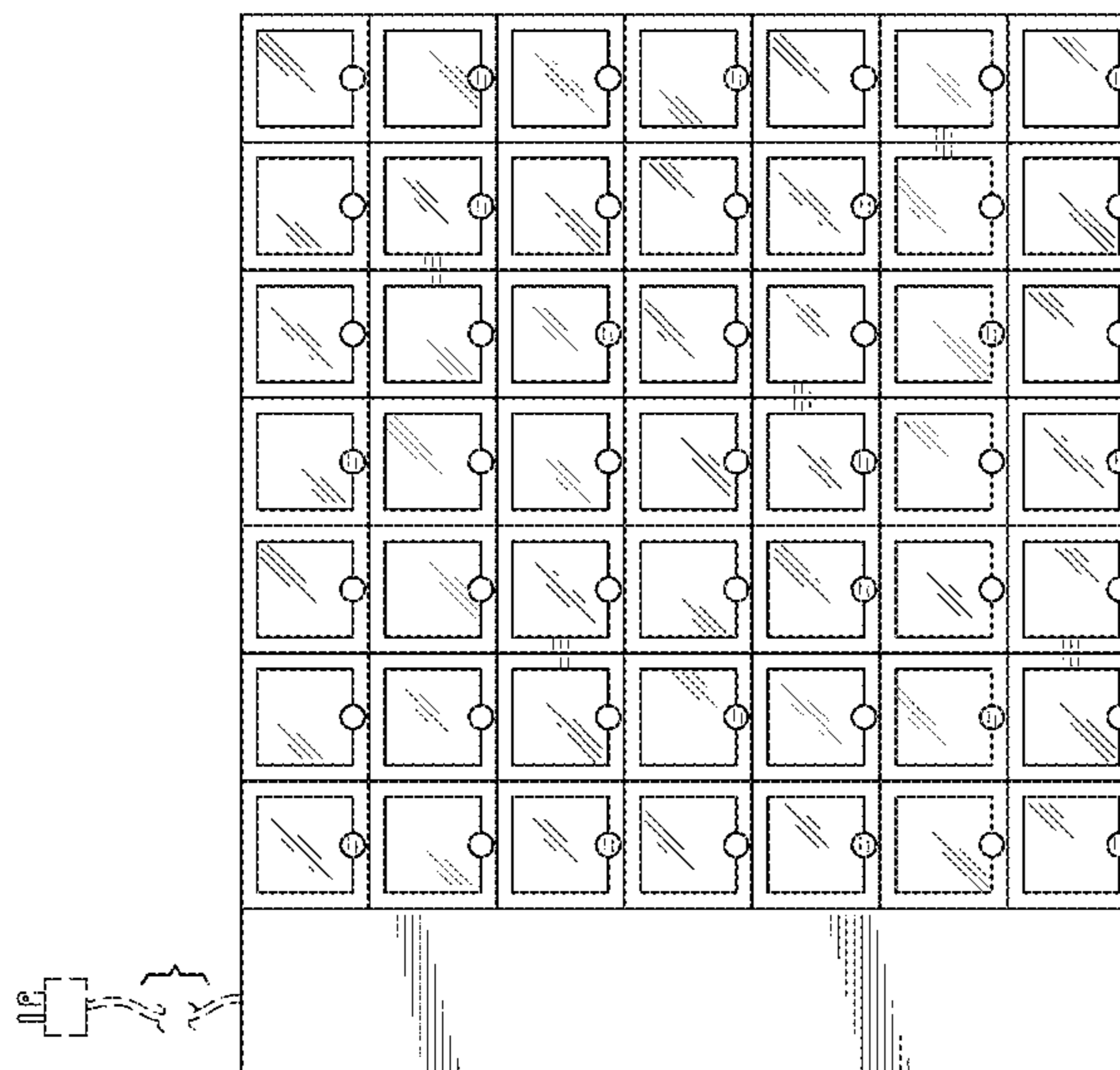
(57) **CLAIM**

The ornamental design for a compartmentalized locker refrigerator, as shown and described.

DESCRIPTION

FIG. 1 is a front view of a compartmentalized locker refrigerator showing my new design; FIG. 2 is a rear view of the compartmentalized locker refrigerator; FIG. 3 is a right side view of the compartmentalized locker refrigerator; FIG. 4 is a left side view of the compartmentalized locker refrigerator; FIG. 5 is a top view of the compartmentalized locker refrigerator; FIG. 6 is a bottom view of the compartmentalized locker refrigerator; and, FIG. 7 is a top front side perspective view of the compartmentalized locker refrigerator. The broken lines are illustrative of structure forming no part of the claimed design.

1 Claim, 4 Drawing Sheets



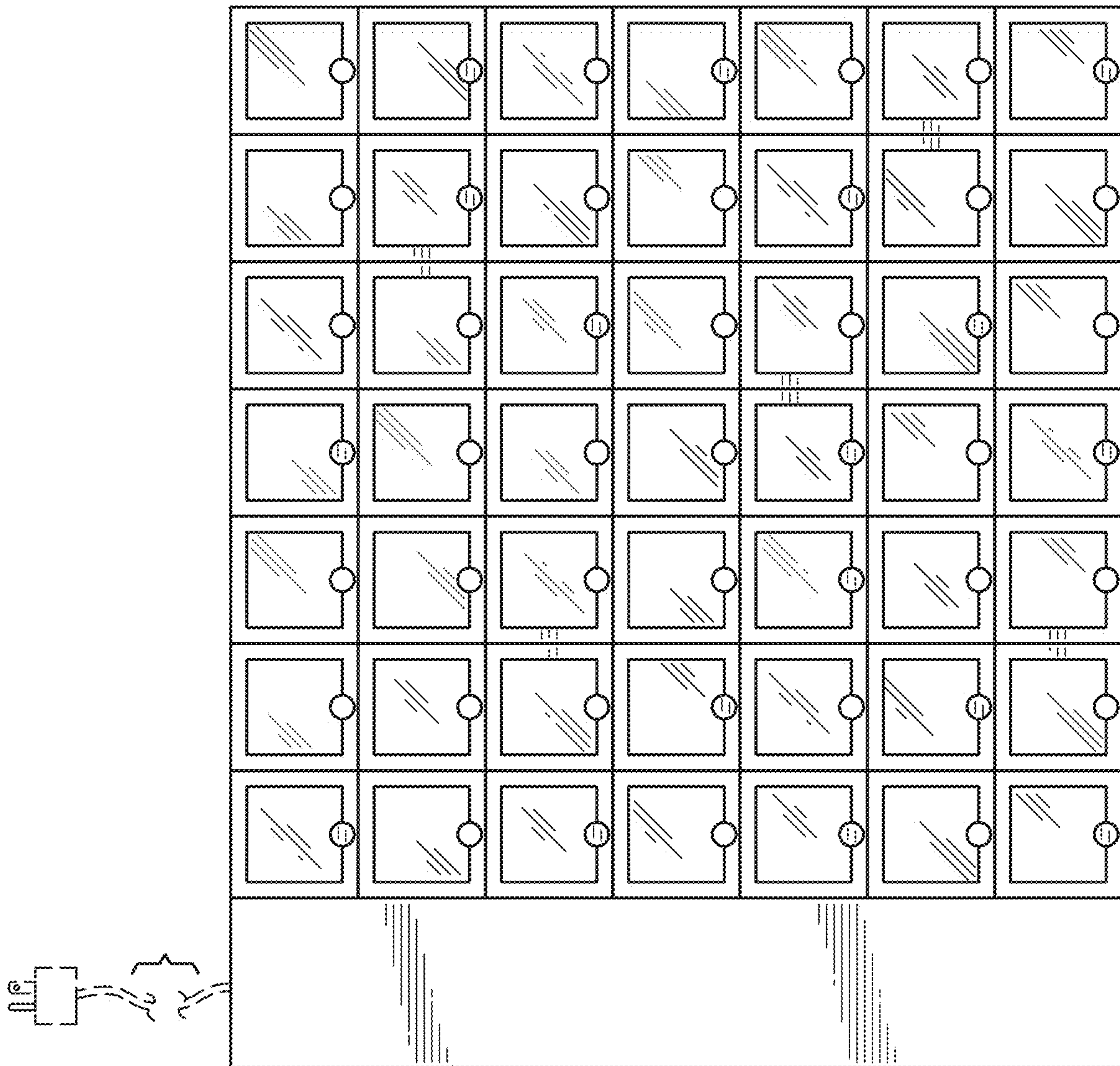


FIG. 1




FIG. 2




FIG. 3

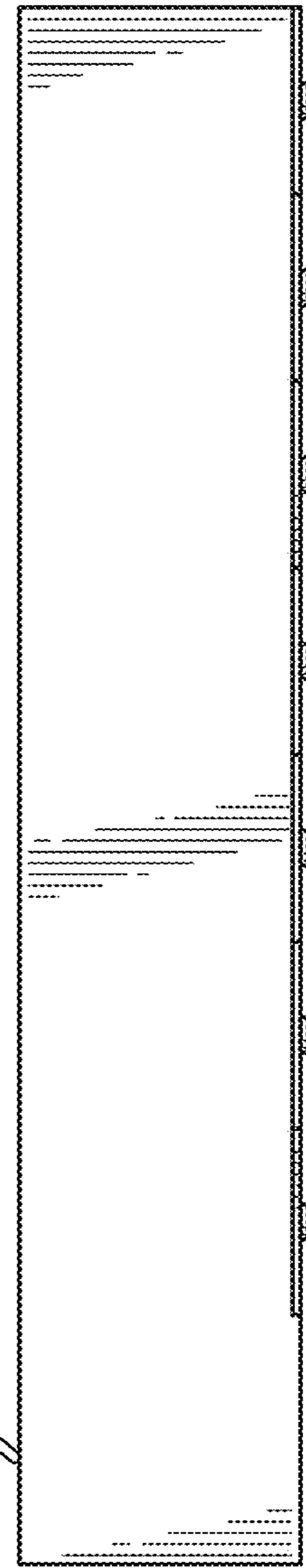


FIG. 4

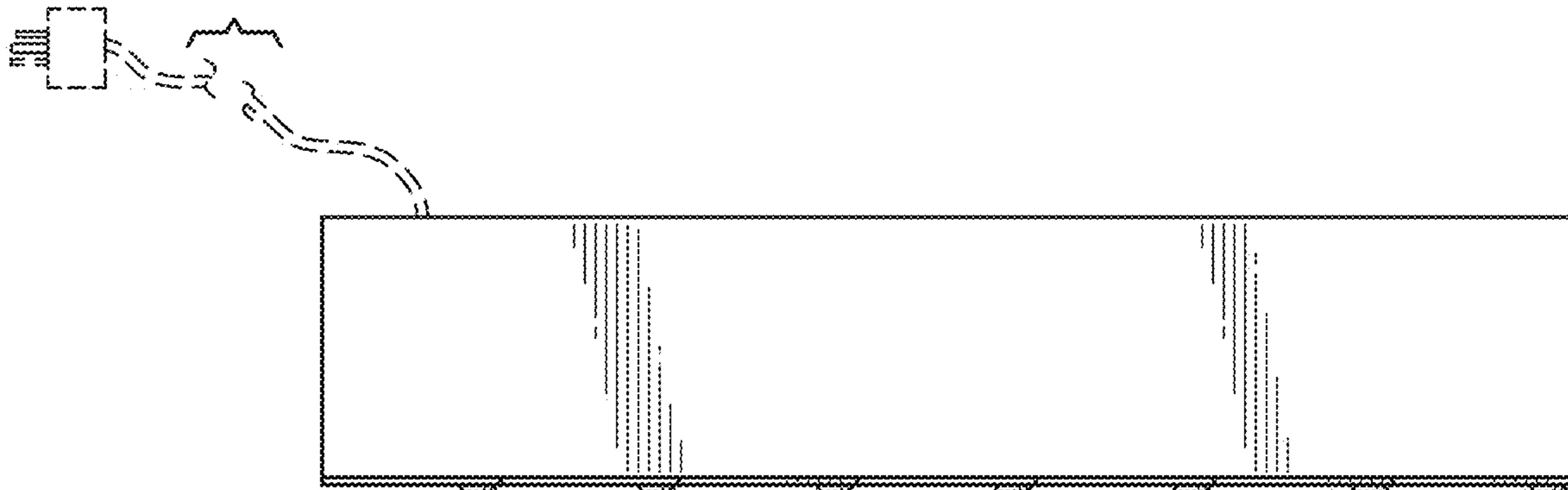


FIG. 5

FIG. 6

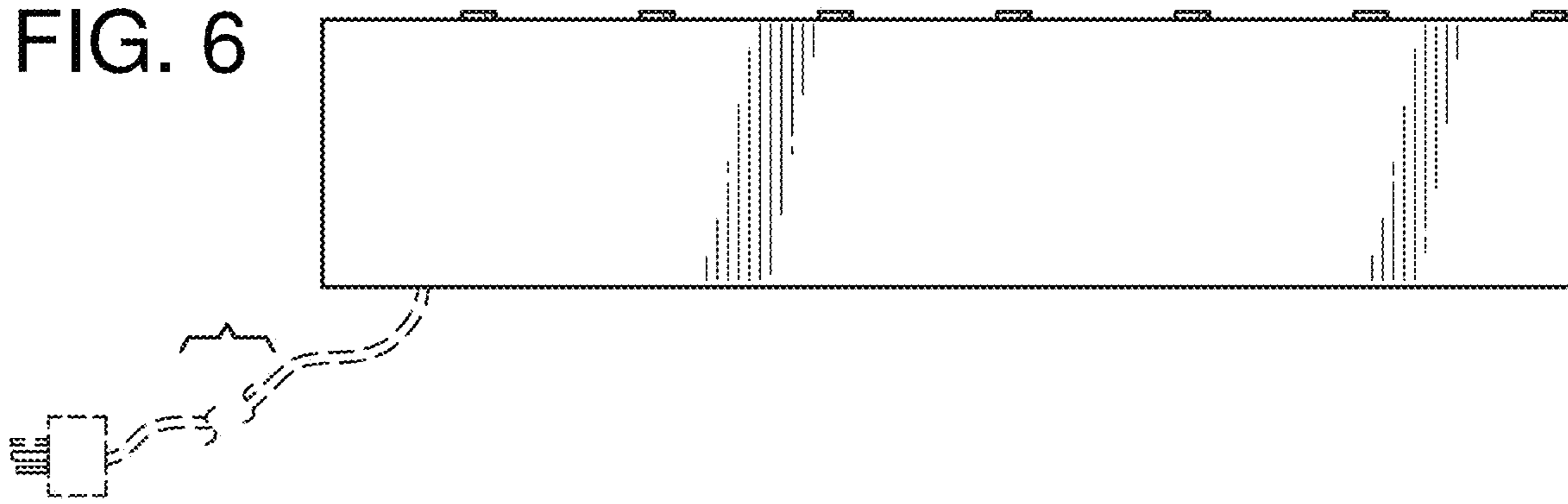


FIG. 7

