



US00D905740S

(12) **United States Design Patent**  
**Jang et al.**

(10) **Patent No.:** **US D905,740 S**

(45) **Date of Patent:** **\*\* Dec. 22, 2020**

(54) **PRINTER MACHINE USER INTERFACE  
SCREEN WITH A SET OF ICONS**

(71) Applicant: **XEROX CORPORATION**, Norwalk,  
CT (US)

(72) Inventors: **William Jang**, Lakewood, CA (US);  
**Naomi M Ryono**, Manhattan Beach,  
CA (US)

(73) Assignee: **Xerox Corporation**, Norwalk, CT (US)

(\*\*) Term: **15 Years**

(21) Appl. No.: **29/618,829**

(22) Filed: **Sep. 25, 2017**

(51) **LOC (12) Cl.** ..... **14-04**

(52) **U.S. Cl.**  
USPC ..... **D14/489**

(58) **Field of Classification Search**  
USPC ..... D14/485-495  
CPC .... G06F 3/048; G06F 3/0481; G06F 3/04812;  
G06F 3/04815; G06F 3/04817; G06F  
3/0482; G06F 3/0483; G06F 3/0484;  
G06F 3/044; G06F 3/0417  
See application file for complete search history.

(56) **References Cited**

**U.S. PATENT DOCUMENTS**

5,072,235	A	12/1991	Slowik et al.	
6,460,964	B2	10/2002	Osborne	
8,356,877	B2	1/2013	Lebron et al.	
D694,259	S *	11/2013	Klein	D14/486
D755,836	S *	5/2016	Jeong	D14/489
D786,299	S *	5/2017	Farrell	D14/488
D803,882	S *	11/2017	Martin	D14/492
D817,341	S *	5/2018	Jeon	D14/485
D819,040	S *	5/2018	Grace	D14/485
D826,962	S *	8/2018	Reece	D14/486

D829,767	S *	10/2018	Schaper	D14/490
D831,696	S *	10/2018	Clarke	D14/489
D841,042	S *	2/2019	Reece	D14/486
D868,085	S *	11/2019	Shu	D14/486
D868,100	S *	11/2019	Shu	D14/487
2011/0106669	A1 *	5/2011	Baghdassarian	
				G06Q 10/06314 705/30
2012/0176446	A1	7/2012	Aude	

**FOREIGN PATENT DOCUMENTS**

JP	2001205807	A	7/2001
JP	2003266743	A	9/2003

\* cited by examiner

*Primary Examiner* — Bao-Yen T Nguyen

(57) **CLAIM**

The ornamental design for a printer machine user interface screen with a set of icons, as shown and described.

**DESCRIPTION**

FIG. 1 is a front view of an icon, shown separately for ease of visibility;

FIG. 2 is a front view of an icon, shown separately for ease of visibility;

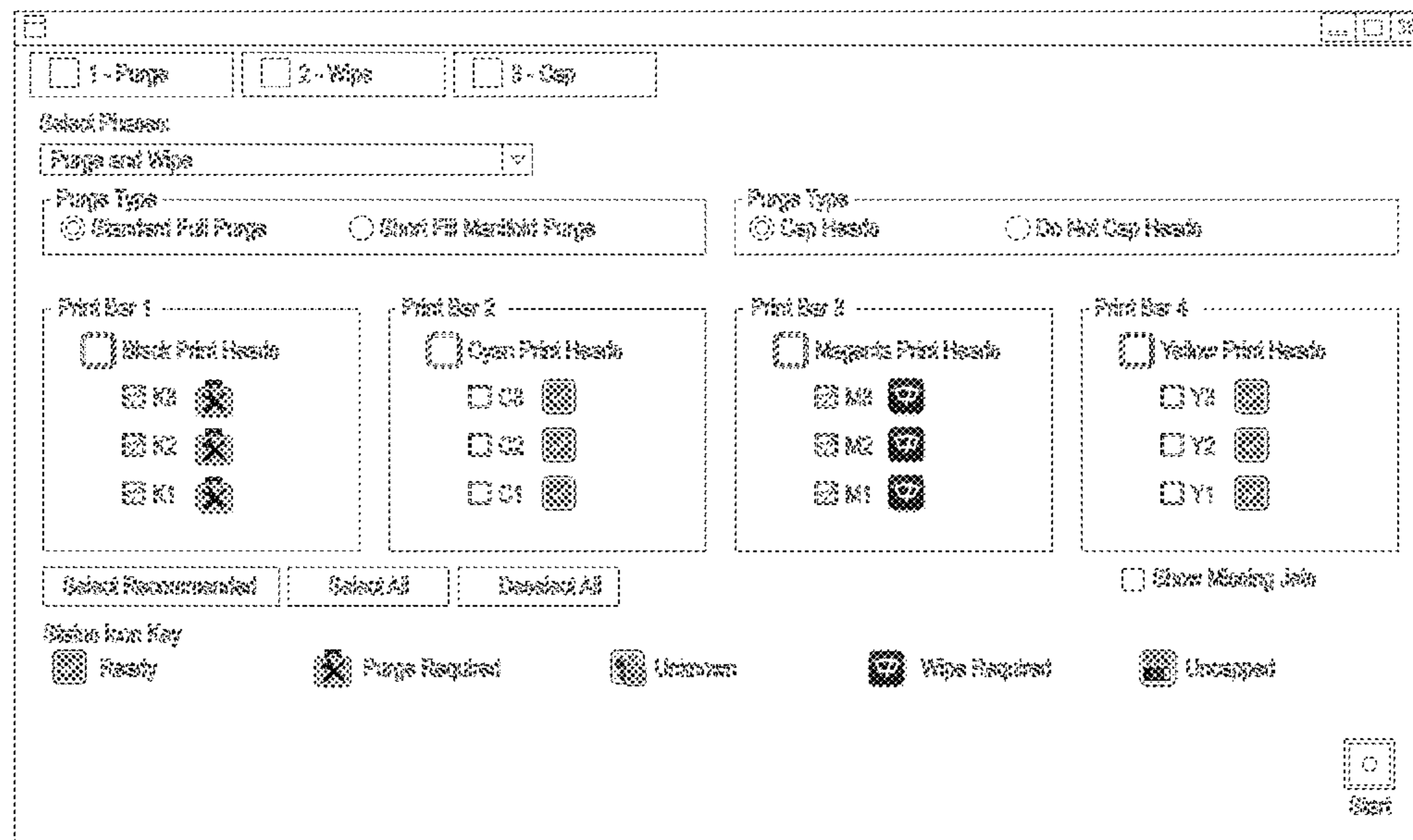
FIG. 3 is a front view of an icon, shown separately for ease of visibility;

FIG. 4 is a front view of an icon, shown separately for ease of visibility;

FIG. 5 is a front view of an icon, shown separately for ease of visibility; and,

FIG. 6 is a front view of a printer machine user interface screen with a set of icons, showing our new design. The broken lines illustrate the printer machine user interface screen with a set of icons and form no part of the claimed design. The broken lines illustrate portions of the graphical user interface and form no part of the claimed design.

**1 Claim, 4 Drawing Sheets**






FIG. 1




FIG. 2



FIG. 3




FIG. 4




FIG. 5

1 - Purge  2 - Wipe  3 - Cap  4 - Cap

Select Printer

Purge and Wipe

Purge Type

Standard Full Purge  Start Full Manual Purge  Cap Heads  Do Not Cap Heads

Print Bar 1

Black Print Heads

BK M3  BK M2  BK M1

Print Bar 2

Cyan Print Heads

CM C3  CM C2  CM C1

Print Bar 3

Magenta Print Heads

MG M3  MG M2  MG M1

Print Bar 4

Yellow Print Heads

Y3  Y2  Y1

Start Missing Data

Select Replacement

Select All  Deselect All

Station Icons Key

Purge Required  Missing  Wipe Required  Unsupported

Ready

Start

FIG. 6