



US00D905738S

(12) **United States Design Patent**
Hardy et al.

(10) **Patent No.:** **US D905,738 S**

(45) **Date of Patent:** **** Dec. 22, 2020**

(54) **DISPLAY SCREEN OR PORTION THEREOF WITH AN ANIMATED GRAPHICAL USER INTERFACE**

(71) Applicant: **Canva Pty Ltd.**, Surry Hills (AU)

(72) Inventors: **Matthew Hardy**, Surry Hills (AU);
Cameron Adams, Surry Hills (AU);
Melanie Perkins, Surry Hills (AU)

(73) Assignee: **Canva Pty Ltd.**

(**) Term: **15 Years**

(21) Appl. No.: **29/722,824**

(22) Filed: **Feb. 1, 2020**

Related U.S. Application Data

(62) Division of application No. 29/647,437, filed on May 12, 2018, now Pat. No. Des. 875,776.

(51) **LOC (12) Cl.** **14-04**

(52) **U.S. Cl.**
USPC **D14/488**

(58) **Field of Classification Search**
USPC D14/485-95
CPC .. G06F 3/0481; G06F 3/0482; G06F 3/04812;
G06F 3/04817; G06F 3/0484; G06F
3/0485; G06F 3/048; G06F 3/0487; G06F
3/0488; G06F 3/04883; G06F 3/04886;
G06F 3/0489; G06F 3/0486; G06F
3/04842; G06F 3/04845; G06F 3/04847
See application file for complete search history.

(56) **References Cited**

U.S. PATENT DOCUMENTS

D636,399 S * 4/2011 Vance D14/486
D698,801 S * 2/2014 Jung D14/486
8,732,611 B2 5/2014 Bull et al.
8,862,576 B2 10/2014 van os

D730,370 S 5/2015 Cai et al.
D735,748 S 8/2015 Francisco et al.
D737,841 S 9/2015 Francisco et al.
D744,519 S 12/2015 Tursi et al.
D757,813 S * 5/2016 Giguere D14/493
D768,665 S * 10/2016 Russell D14/486
D773,519 S 12/2016 Hurley et al.
D774,062 S * 12/2016 Mariet D14/486
D804,512 S 12/2017 Zhong et al.
9,910,557 B2 3/2018 Smith
D822,045 S 7/2018 Kinoshita
D824,408 S 7/2018 Harvey et al.
D824,413 S 7/2018 Hurst et al.
D824,937 S 8/2018 Sparandara et al.
D824,942 S 8/2018 Cooperman et al.
D825,589 S 8/2018 Sparandara et al.
D825,592 S 8/2018 Oguchi et al.
D826,253 S 8/2018 Suter et al.

(Continued)

Primary Examiner — Melanie H Tung

(74) *Attorney, Agent, or Firm* — McDonnell Boehnen
Hulbert & Berghoff LLP

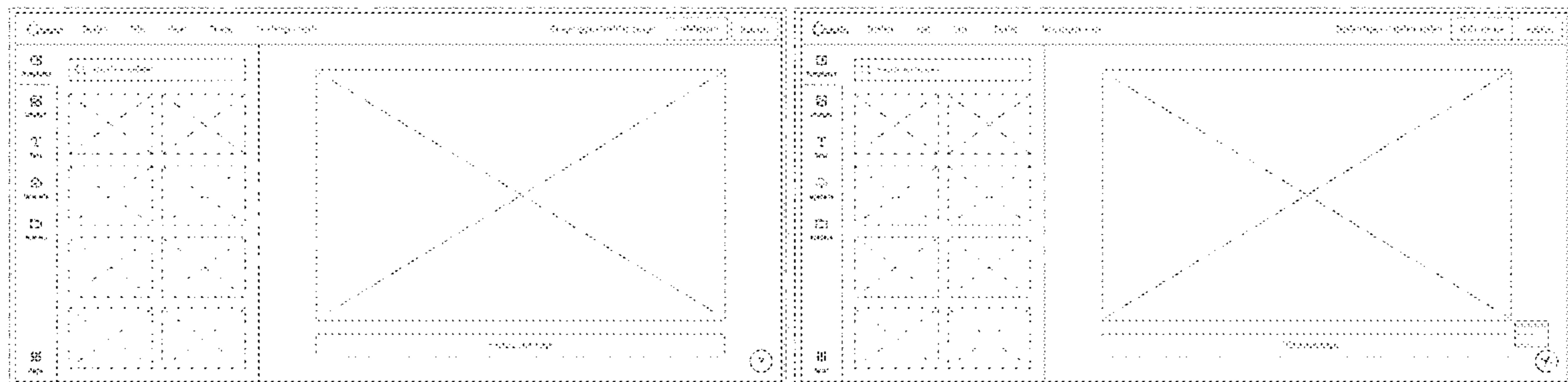
(57) **CLAIM**

The ornamental design for a display screen or portion thereof with an animated graphical user interface, as shown and described.

DESCRIPTION

FIG. 1 is a front view of a display screen or portion thereof with an animated graphical user interface; and, FIG. 2 is a front view of a second image thereof. The outermost broken lines illustrate a display screen or portion thereof and form no part of the claimed design. The remaining broken lines, illustrating portions of the animated graphical user interface, form no part of the claimed design. The appearance of the image transitions sequentially between the images shown in FIGS. 1 and 2. The process or period in which one image transitions to another forms no part of the claimed design.

1 Claim, 2 Drawing Sheets



(56)

References Cited

U.S. PATENT DOCUMENTS

D826,972	S	8/2018	Madhavan et al.	
D828,374	S	9/2018	Kolbenheyer	
D828,378	S	9/2018	Shinohara	
D829,234	S	9/2018	Yuguchi et al.	
D875,760	S *	2/2020	Hardy	D14/486
D890,797	S *	7/2020	Heffernan	D14/486
2008/0168361	A1	7/2008	Forstall et al.	
2011/0173571	A1	7/2011	Mahani et al.	
2014/0354531	A1	12/2014	Foreman	
2015/0277753	A1	10/2015	Howard et al.	
2016/0011725	A1	1/2016	D'Argenio et al.	
2017/0148200	A1	5/2017	Shoulson et al.	
2018/0067631	A1	3/2018	Thiercelin et al.	

* cited by examiner

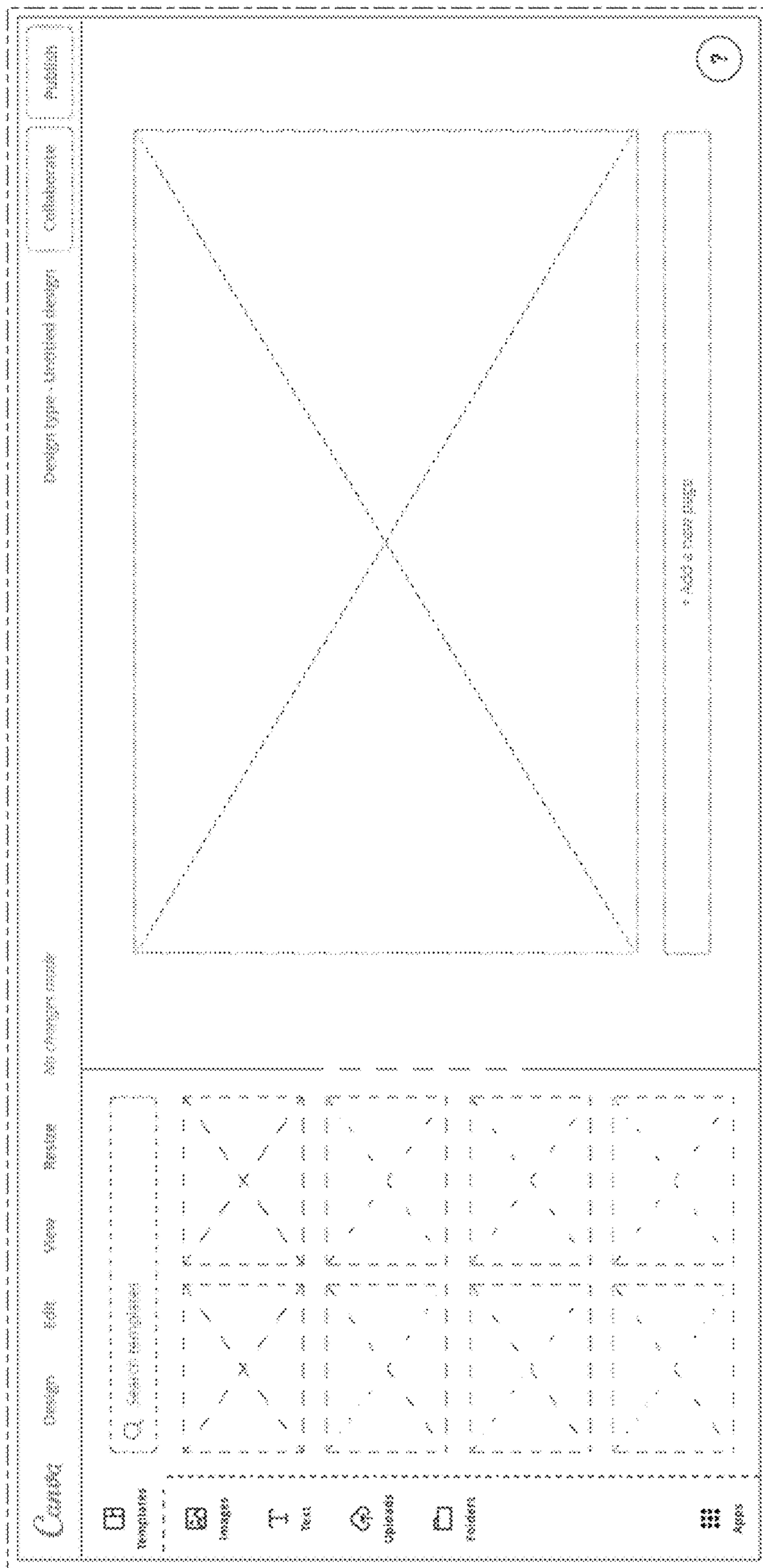


FIG. 1

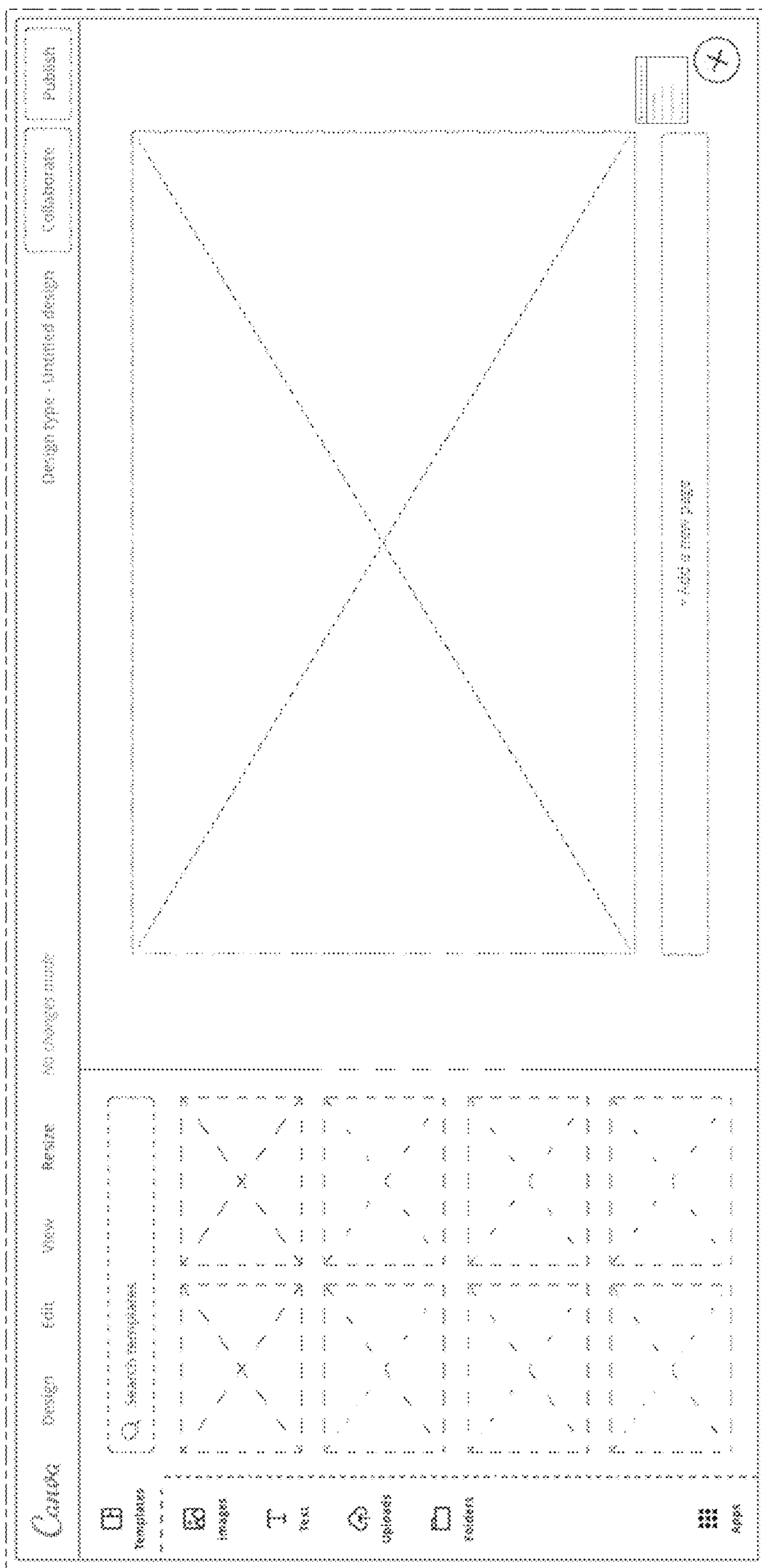


FIG. 2