



US00D905723S

(12) **United States Design Patent** (10) **Patent No.:** **US D905,723 S**
Lundin et al. (45) **Date of Patent:** **** Dec. 22, 2020**

(54) **DISPLAY SCREEN WITH ANIMATED VEHICLE SELECTION GRAPHICAL USER INTERFACE**

(71) Applicant: **Volvo Car Corporation**, Gothenburg (SE)

(72) Inventors: **Mikael Lundin**, Stockholm (SE);
Johan Strömgren, Stockholm (SE);
Henrik Sundqvist, Stockholm (SE);
Marcus Gellermark, Stockholm (SE);
Simon Blommegård, Stockholm (SE)

(73) Assignee: **Volvo Car Corporation**, Göteborg (SE)

(**) Term: **15 Years**

(21) Appl. No.: **29/689,773**

(22) Filed: **May 1, 2019**

(51) **LOC (12) Cl.** **14-04**

(52) **U.S. Cl.**
USPC **D14/486**; D14/488

(58) **Field of Classification Search**
USPC D14/485–495
CPC G06F 3/04847; G06F 3/0485; G06F 3/048;
G06F 3/0488; H04N 1/00477; G01C
21/36; B60K 37/00; B60K 2350/1004;
B60K 2370/111; B60K 2370/122; B60K
2370/1438; B60K 2370/145; B60K 35/00;
B60K 37/06; H04M 1/6083

See application file for complete search history.

(56) **References Cited**

U.S. PATENT DOCUMENTS

5,737,440 A * 4/1998 Kunkler G06Q 20/04
235/379
D689,096 S * 9/2013 Nagaoka D14/489
D729,820 S * 5/2015 Yamasaki D14/485
D730,923 S * 6/2015 Mariet D14/486

D730,935 S * 6/2015 Franganillo G01D 5/28
D14/492
D753,179 S * 4/2016 Robertson D14/489
D762,242 S * 7/2016 Fujimaki D14/489
D788,169 S * 5/2017 Wessel D14/492
D820,314 S * 6/2018 Rowe D14/492
D829,760 S * 10/2018 Agarwal D14/487
D851,681 S * 6/2019 Niven D14/492

(Continued)

Primary Examiner — Darlington Ly

Assistant Examiner — Katherine A Holbrow

(74) *Attorney, Agent, or Firm* — Shumaker & Sieffert, P.A.

(57) **CLAIM**

The ornamental design for a display screen with an animated vehicle selection graphical user interface, as shown and described.

DESCRIPTION

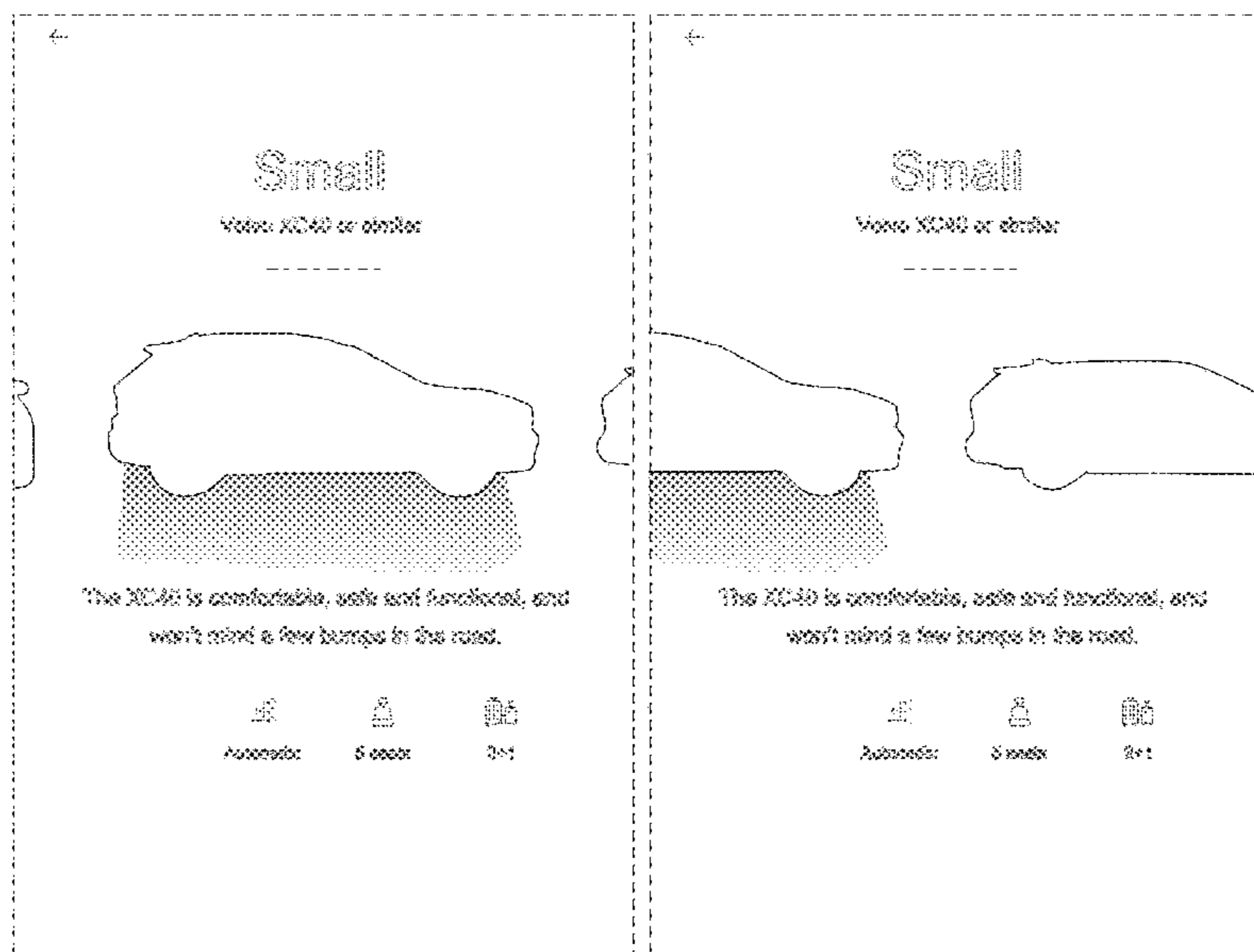
FIG. 1 is a front view of a first image in a sequence of a display screen with an animated vehicle selection graphical user interface, showing a first embodiment of our new design;

FIG. 2 is a second image thereof of the first embodiment; FIG. 3 is a third image thereof of the first embodiment; and, FIG. 4 is a fourth image thereof of the first embodiment.

The appearance of the image transitions sequentially between the images shown in the sequence of FIGS. 1 through 4. The process or period in which one image transitions to another forms no part of the claimed design. The shading shown in FIGS. 1-4 forms part of the claimed design.

The outermost broken lines in FIGS. 1-4 illustrate a display screen, which is the environment of the design, and forms no part of the claimed design. The remaining broken lines, including all text and icons, illustrate portions of the graphical user interface that form no part of the claimed design.

1 Claim, 4 Drawing Sheets



(56)

References Cited

U.S. PATENT DOCUMENTS

10,664,721 B1 * 5/2020 Price G06K 9/80
2002/0065707 A1 * 5/2002 Lancaster G06Q 30/0601
705/14.49
2006/0005133 A1 * 1/2006 Lyle G06F 3/04817
715/708
2020/0202410 A1 * 6/2020 Edwards G07C 5/008

* cited by examiner

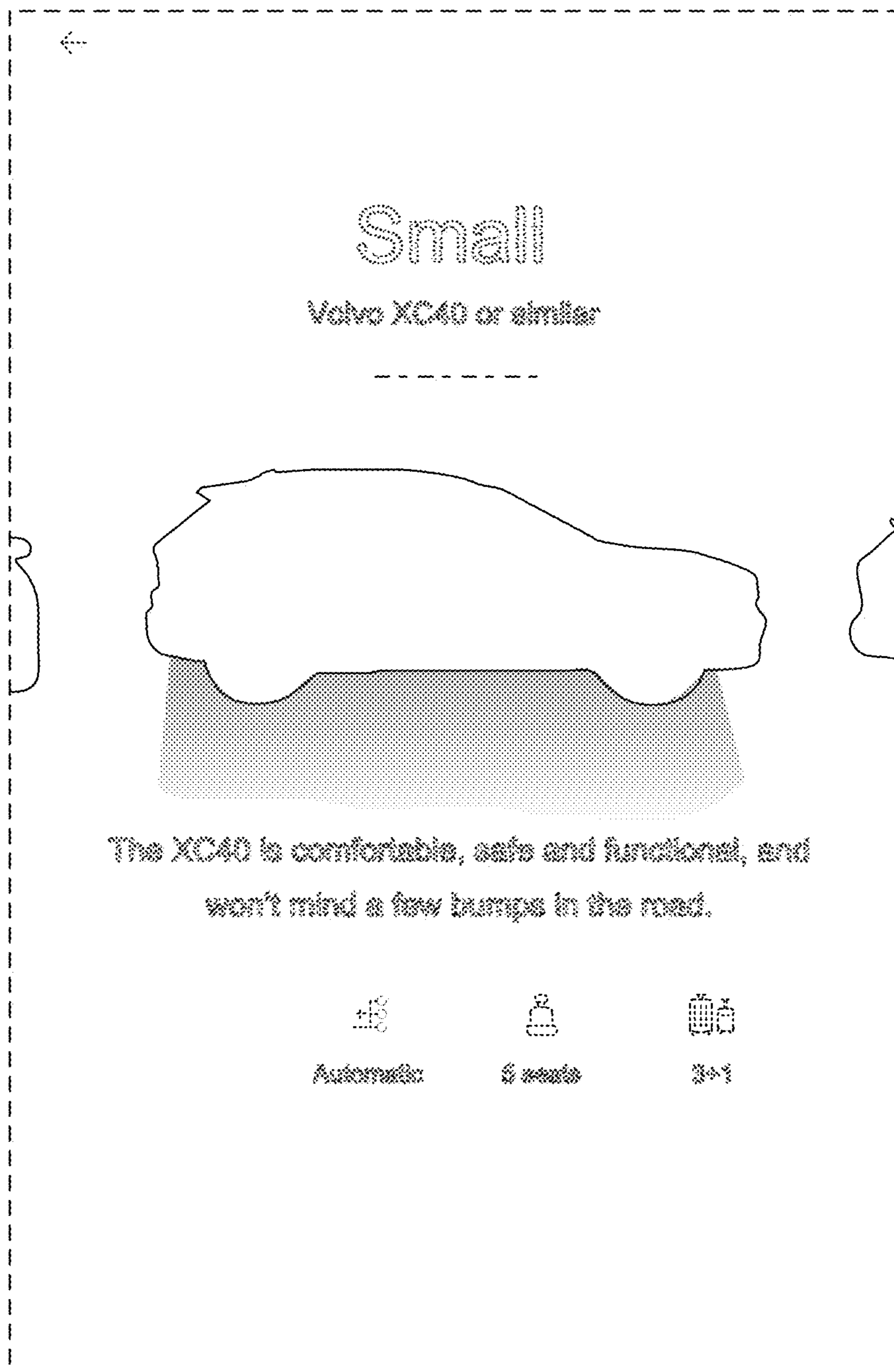


FIG. 1

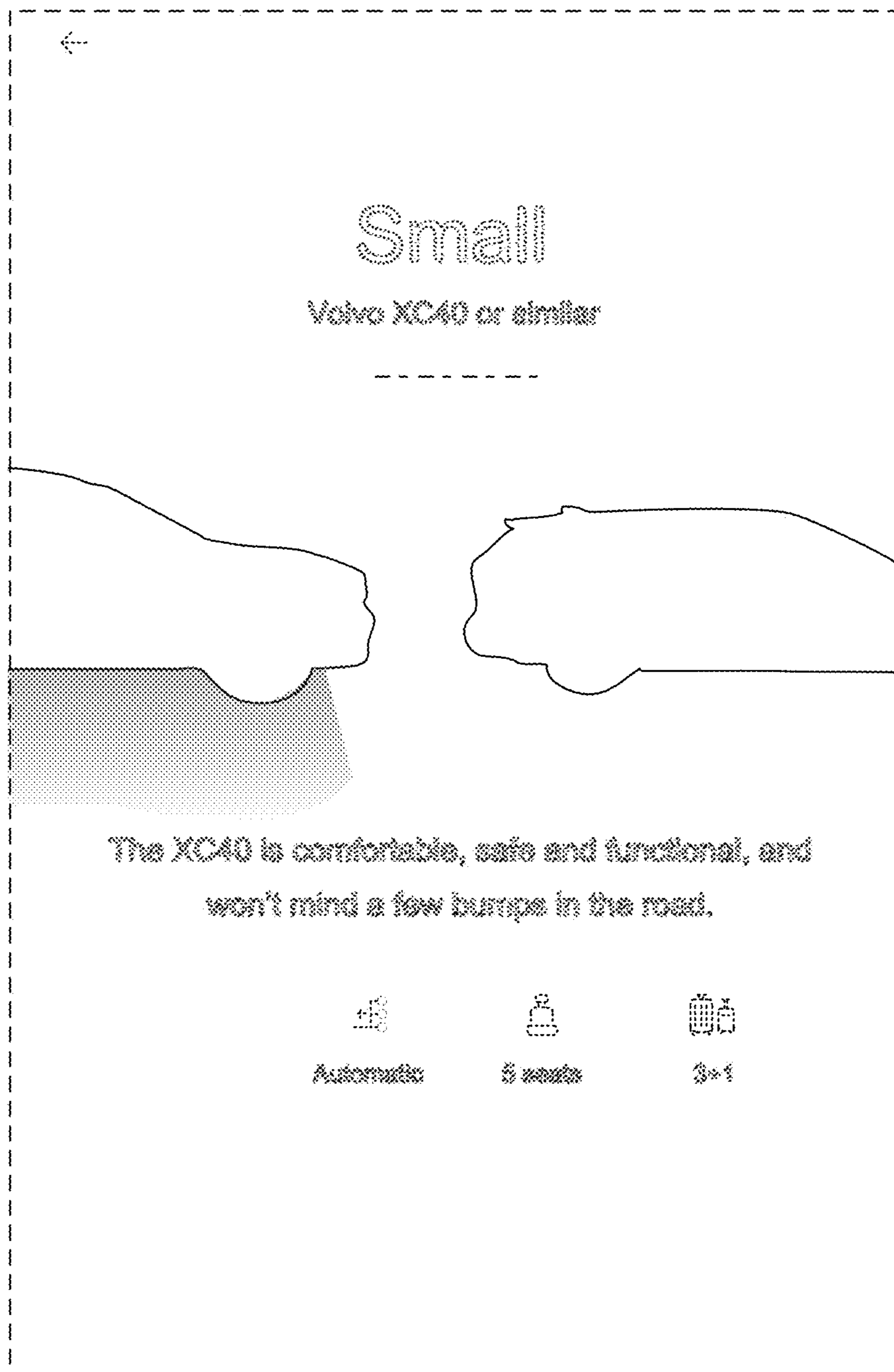


FIG. 2

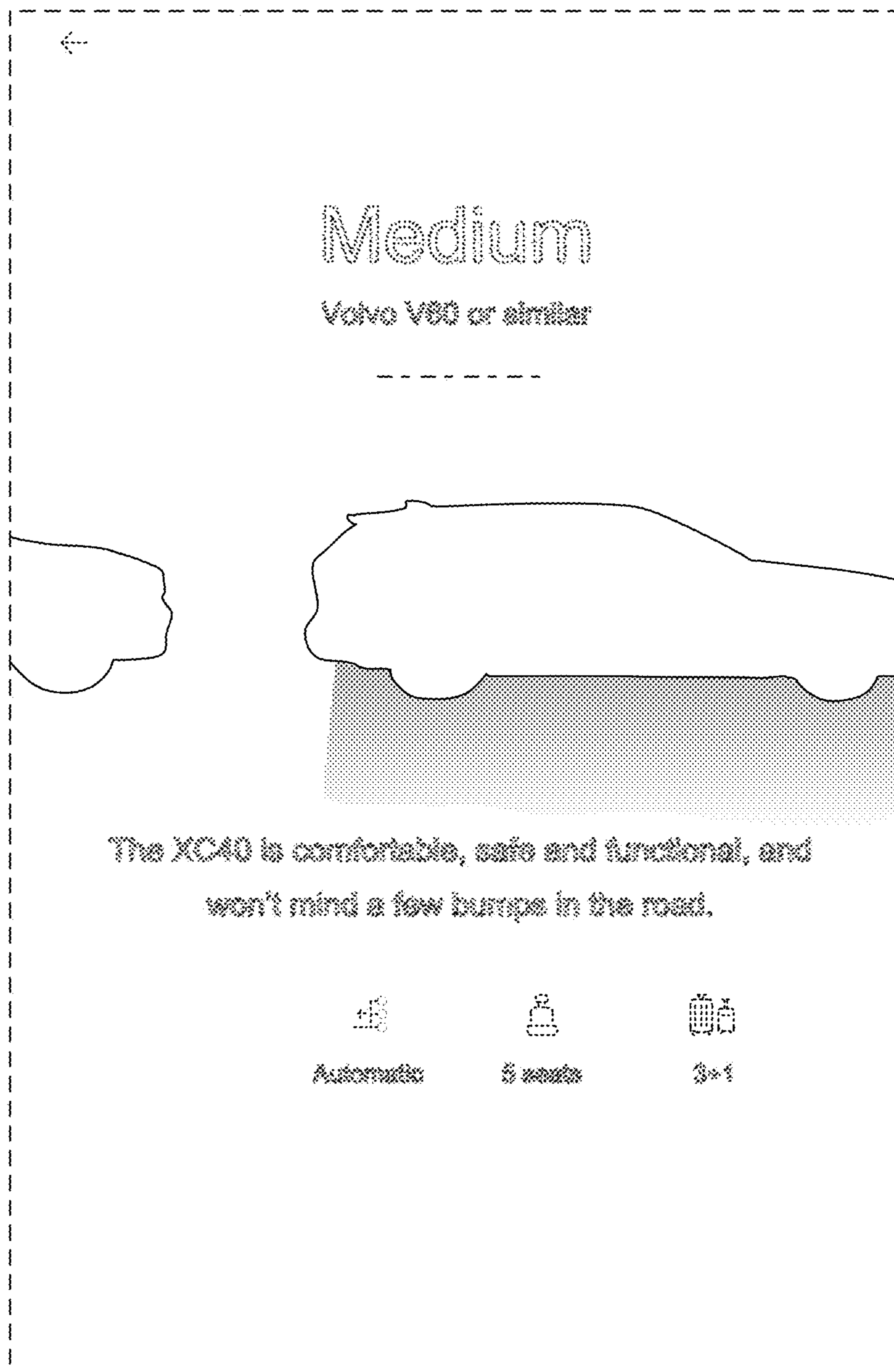


FIG. 3



FIG. 4