

US00D905698S

(12) **United States Design Patent** (10) **Patent No.:** **US D905,698 S**
Wall (45) **Date of Patent:** **** Dec. 22, 2020**

- (54) **ELECTRONIC DEVICE COVER**
- (71) Applicant: **Amazon Technologies, Inc.**, Seattle, WA (US)
- (72) Inventor: **Tim Wall**, Sausalito, CA (US)
- (73) Assignee: **Amazon Technologies, Inc.**, Seattle, WA (US)
- (**) Term: **15 Years**
- (21) Appl. No.: **29/704,829**
- (22) Filed: **Sep. 6, 2019**
- (51) **LOC (12) Cl.** **14-02**
- (52) **U.S. Cl.**
USPC **D14/440**
- (58) **Field of Classification Search**
USPC D14/440, 447, 250; 206/45.23, 320, 206/45.2; 361/679.55; 294/25; 224/218; 455/575.8
CPC ... G06F 1/1628; G06F 1/1626; A47B 23/044; H04B 1/3888; A45C 11/00
See application file for complete search history.

- D772,288 S * 11/2016 Montes D14/489
- D775,198 S * 12/2016 Montes D14/489
- D794,626 S * 8/2017 Armstrong D14/250
- D806,082 S * 12/2017 Armstrong D14/440
- D832,269 S * 10/2018 Cheng D14/440
- D832,271 S * 10/2018 Cheng D14/440
- 10,148,307 B2 * 12/2018 Shannon, III G06F 1/1628
- D843,377 S * 3/2019 Tang D14/440
- D844,621 S * 4/2019 Chen D14/440
- D851,648 S * 6/2019 Tan D14/440

(Continued)

Primary Examiner — Cynthia R Underwood
(74) *Attorney, Agent, or Firm* — Lee & Hayes, P.C.

(57) **CLAIM**

The ornamental design for an electronic device cover, as shown and described.

DESCRIPTION

FIG. 1 is a front perspective view of a first embodiment of the electronic device cover;
 FIG. 2 is a front view thereof;
 FIG. 3 is a back view thereof;
 FIG. 4 is a bottom view thereof;
 FIG. 5 is a top view thereof;
 FIG. 6 is a right-side view thereof;
 FIG. 7 is a left-side view thereof;
 FIG. 8 is a front perspective view of a second embodiment of the electronic device cover;
 FIG. 9 is a front view thereof;
 FIG. 10 is a back view thereof;
 FIG. 11 is a bottom view thereof;
 FIG. 12 is a top view thereof;
 FIG. 13 is a right-side view thereof; and,
 FIG. 14 is a left-side view thereof.

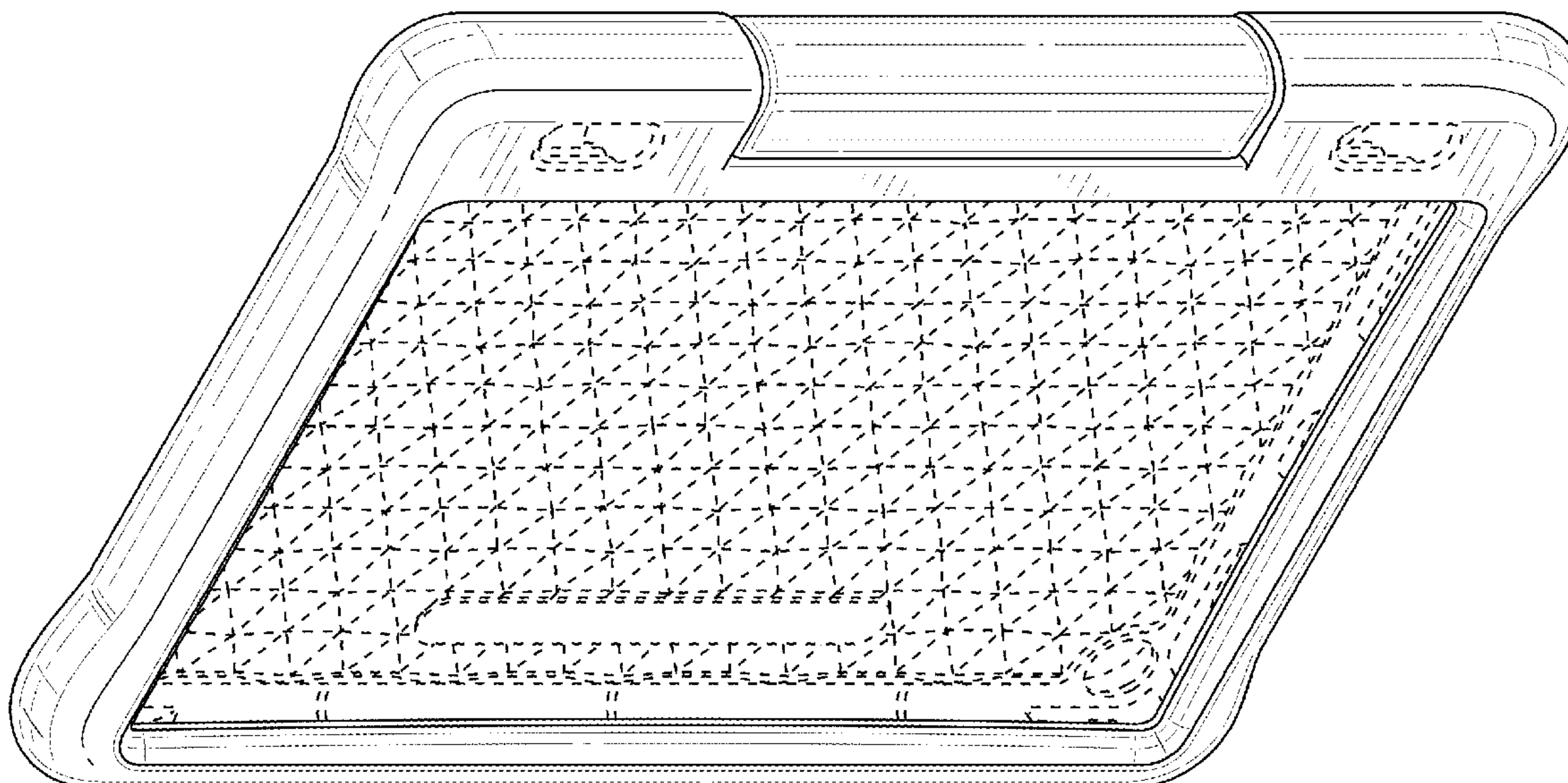
The broken lines depict portions of the electronic device cover that form no part of the claimed design.
 Any portion of the electronic device cover not shown in the figures does not form part of the claimed design.

1 Claim, 14 Drawing Sheets

(56) **References Cited**

U.S. PATENT DOCUMENTS

- D597,052 S * 7/2009 Kim D14/138 AB
- D634,314 S * 3/2011 Fahrenдорff D14/250
- D649,144 S * 11/2011 Fathollahi D14/250
- D685,358 S * 7/2013 Armstrong D14/250
- D685,786 S * 7/2013 Seoc D14/353
- D690,292 S * 9/2013 Bibla D14/250
- D715,785 S * 10/2014 Jacob D14/250
- D719,144 S * 12/2014 Eulette D14/250
- D721,686 S * 1/2015 Jacob D14/250
- D733,154 S * 6/2015 Armstrong D14/440
- D733,696 S * 7/2015 Burgett D14/250
- D742,869 S * 11/2015 Odhwani D14/250
- D768,123 S * 10/2016 Armstrong D14/250
- D770,458 S * 11/2016 Corcoran D14/440



(56)

References Cited

U.S. PATENT DOCUMENTS

| | | | | | |
|--------------|------|---------|-----------|-------|-------------------------|
| D852,203 | S * | 6/2019 | Rui | | D14/440 |
| D861,665 | S * | 10/2019 | Li | | D14/250 |
| D868,071 | S * | 11/2019 | Liu | | D14/440 |
| D868,788 | S * | 12/2019 | Weng | | D14/440 |
| D868,789 | S * | 12/2019 | Weng | | D14/440 |
| D868,791 | S * | 12/2019 | Weng | | D14/440 |
| D872,093 | S * | 1/2020 | Xu | | D14/440 |
| D875,089 | S * | 2/2020 | Hemesath | | D14/250 |
| D879,790 | S * | 3/2020 | Donachy | | D14/444 |
| D885,399 | S * | 5/2020 | Chen | | D14/440 |
| D892,803 | S * | 8/2020 | Armstrong | | D14/440 |
| 2011/0297566 | A1 * | 12/2011 | Gallagher | | F16M 11/2021 206/320 |
| 2019/0142992 | A1 * | 5/2019 | Davidson | | C08G 18/10 424/445 |
| 2019/0144163 | A1 * | 5/2019 | Lim | | B65D 19/385 108/53.5 |
| 2019/0149808 | A1 * | 5/2019 | Ng | | H04N 13/305 348/59 |
| 2019/0275714 | A1 * | 9/2019 | Kanoh | | B29C 45/14065 |

* cited by examiner

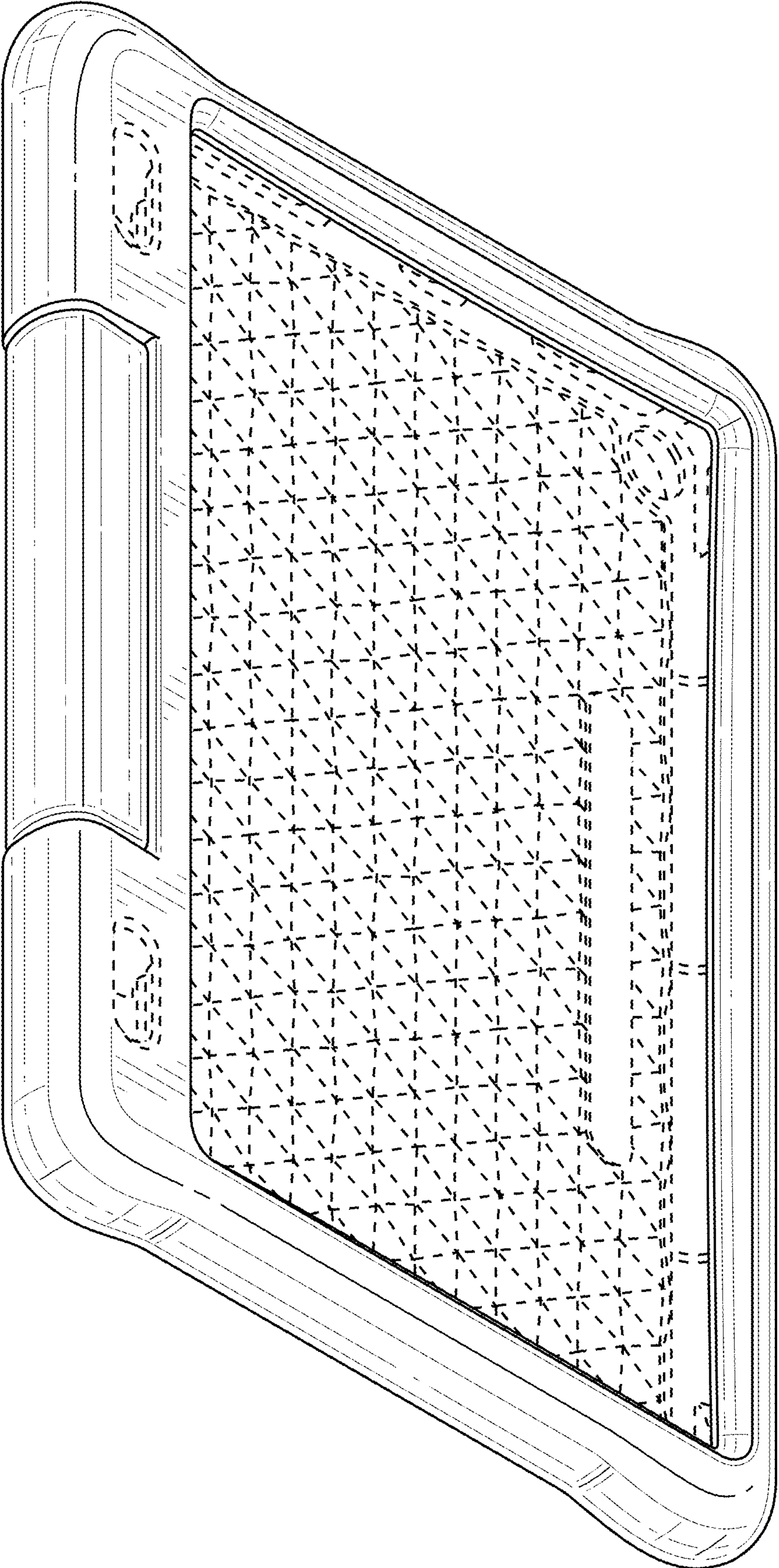


FIG. 1

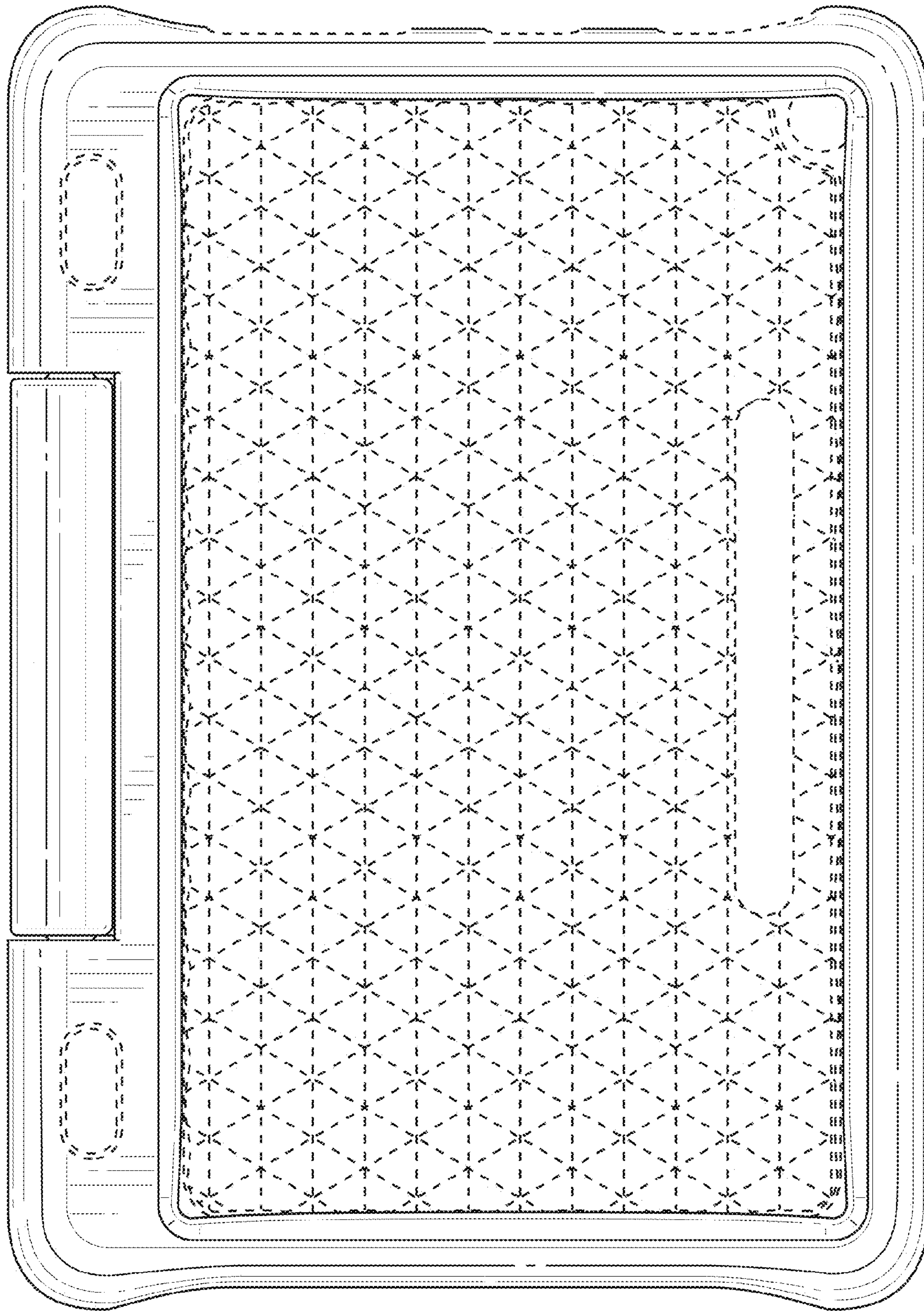


FIG. 2

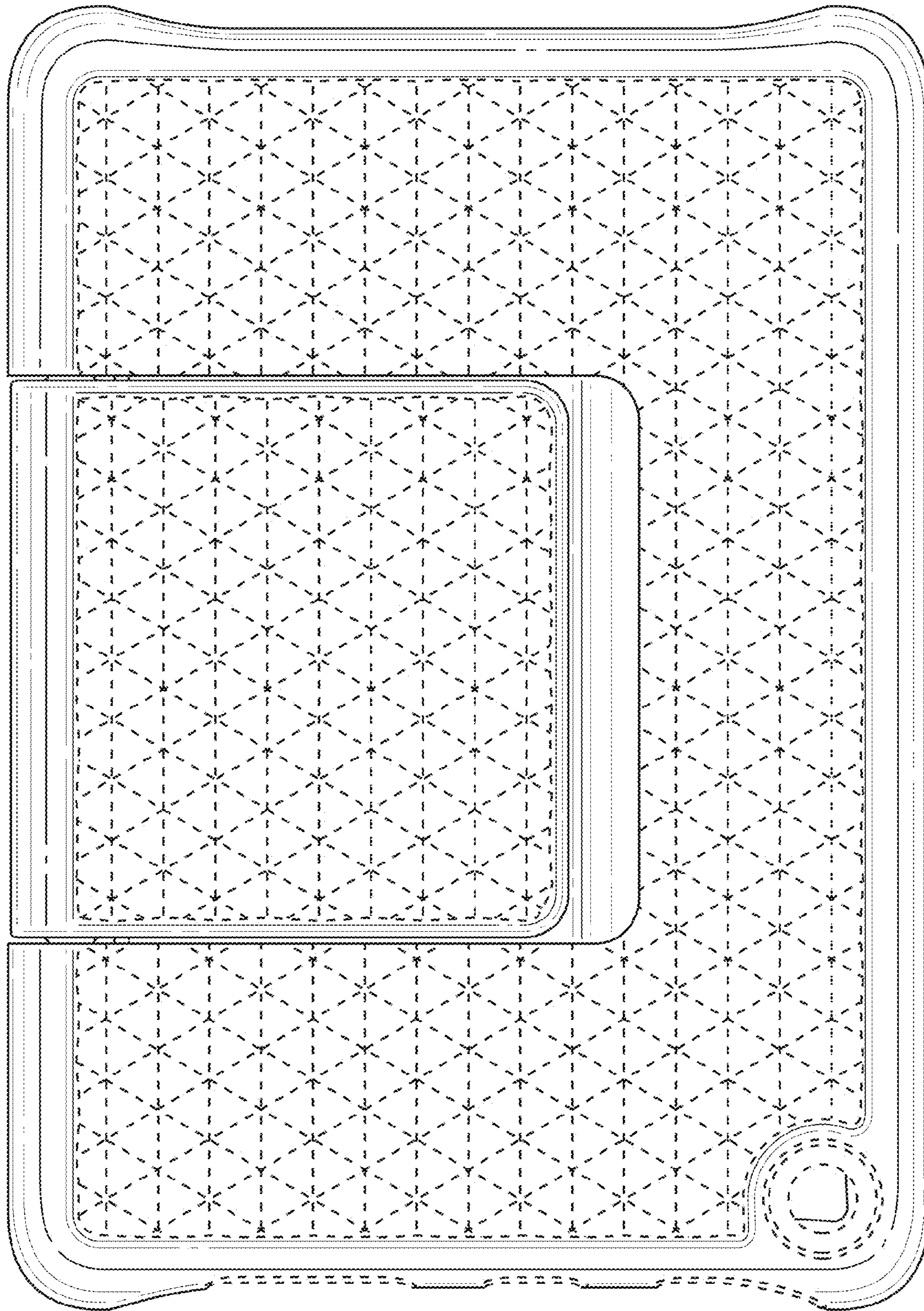


FIG. 3




FIG. 4

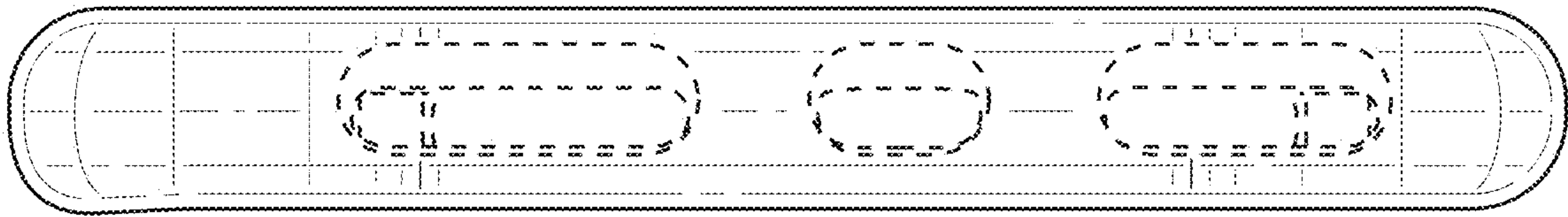


FIG. 5




FIG. 6




FIG. 7

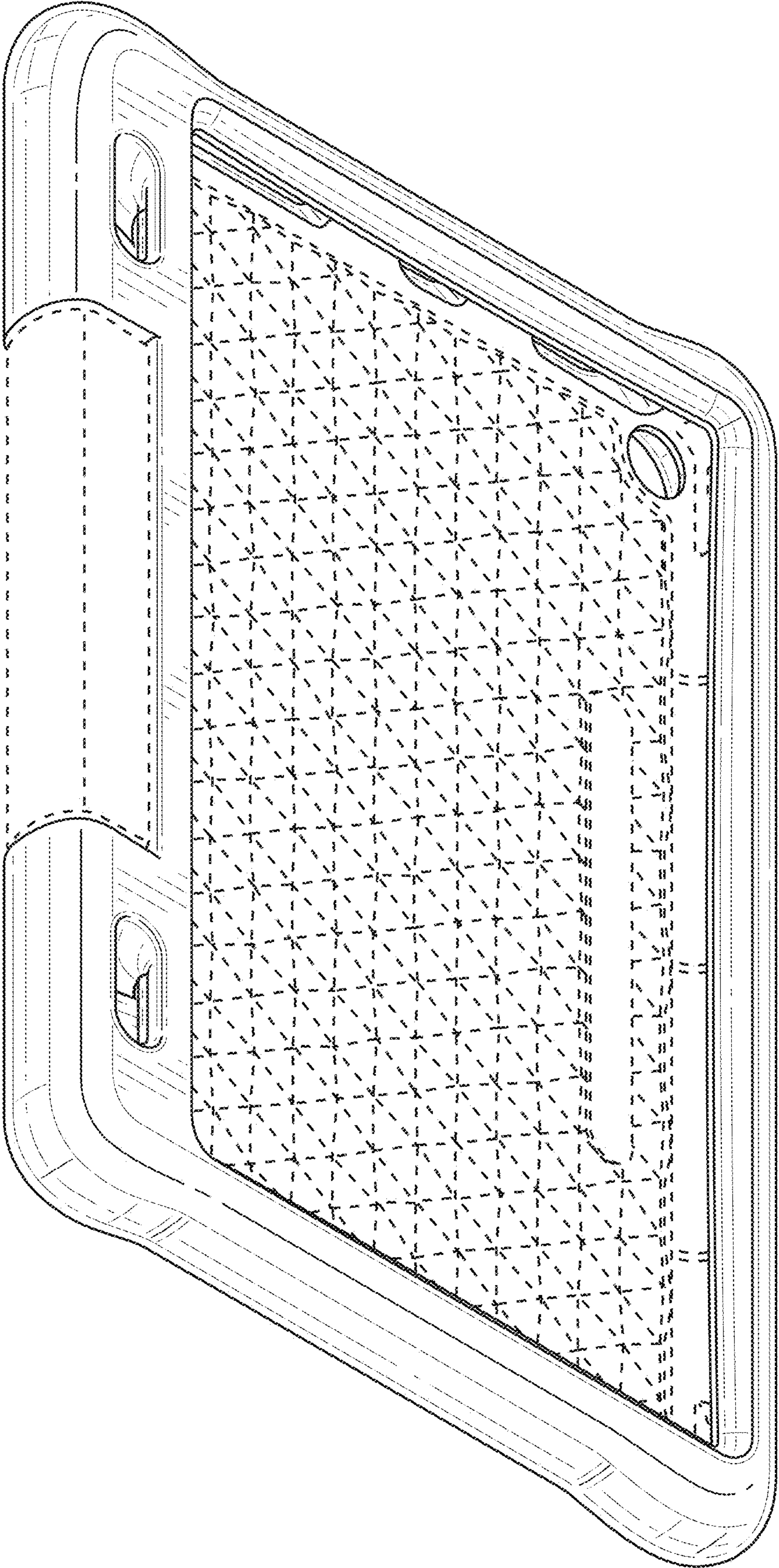


FIG. 8

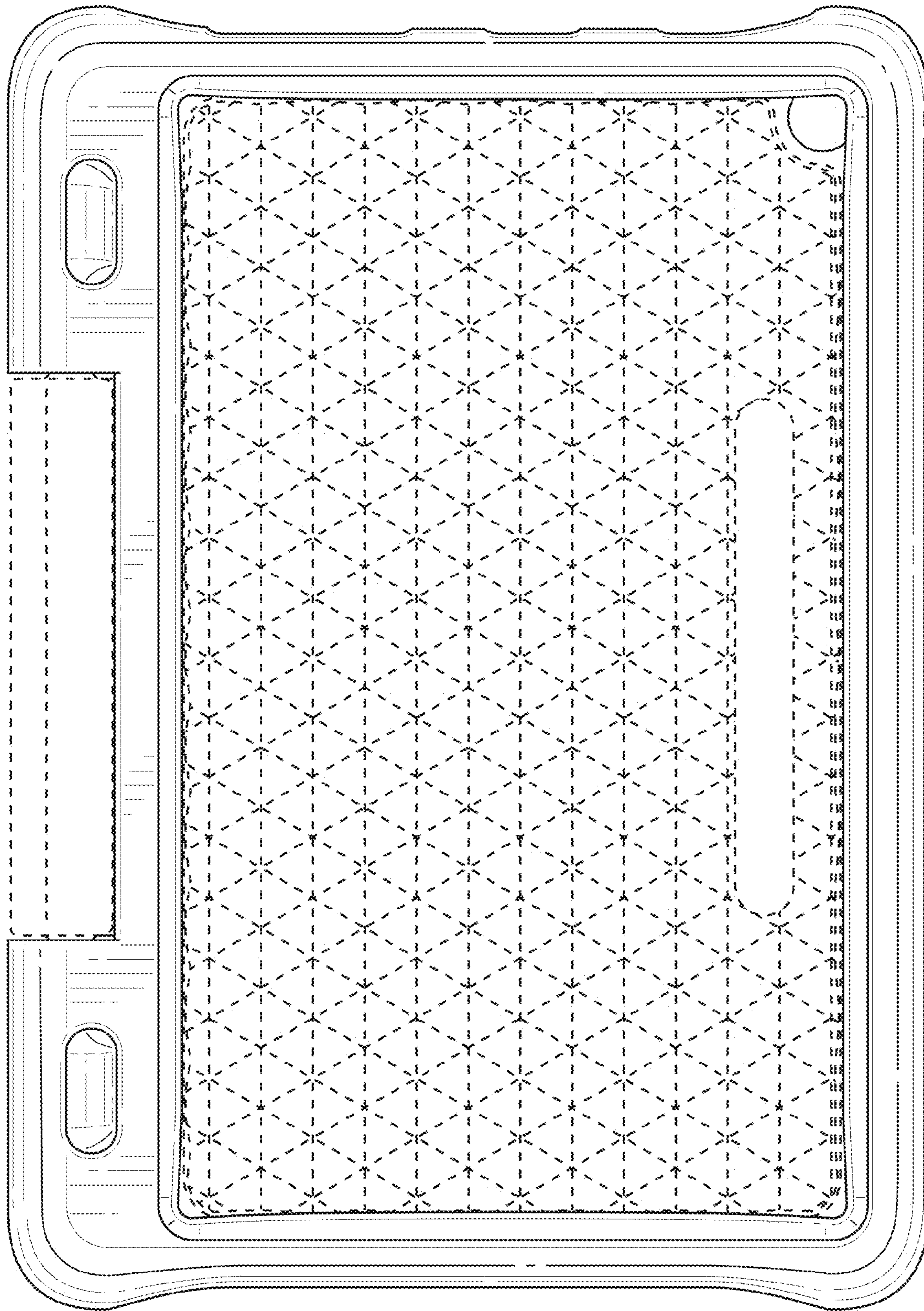


FIG. 9

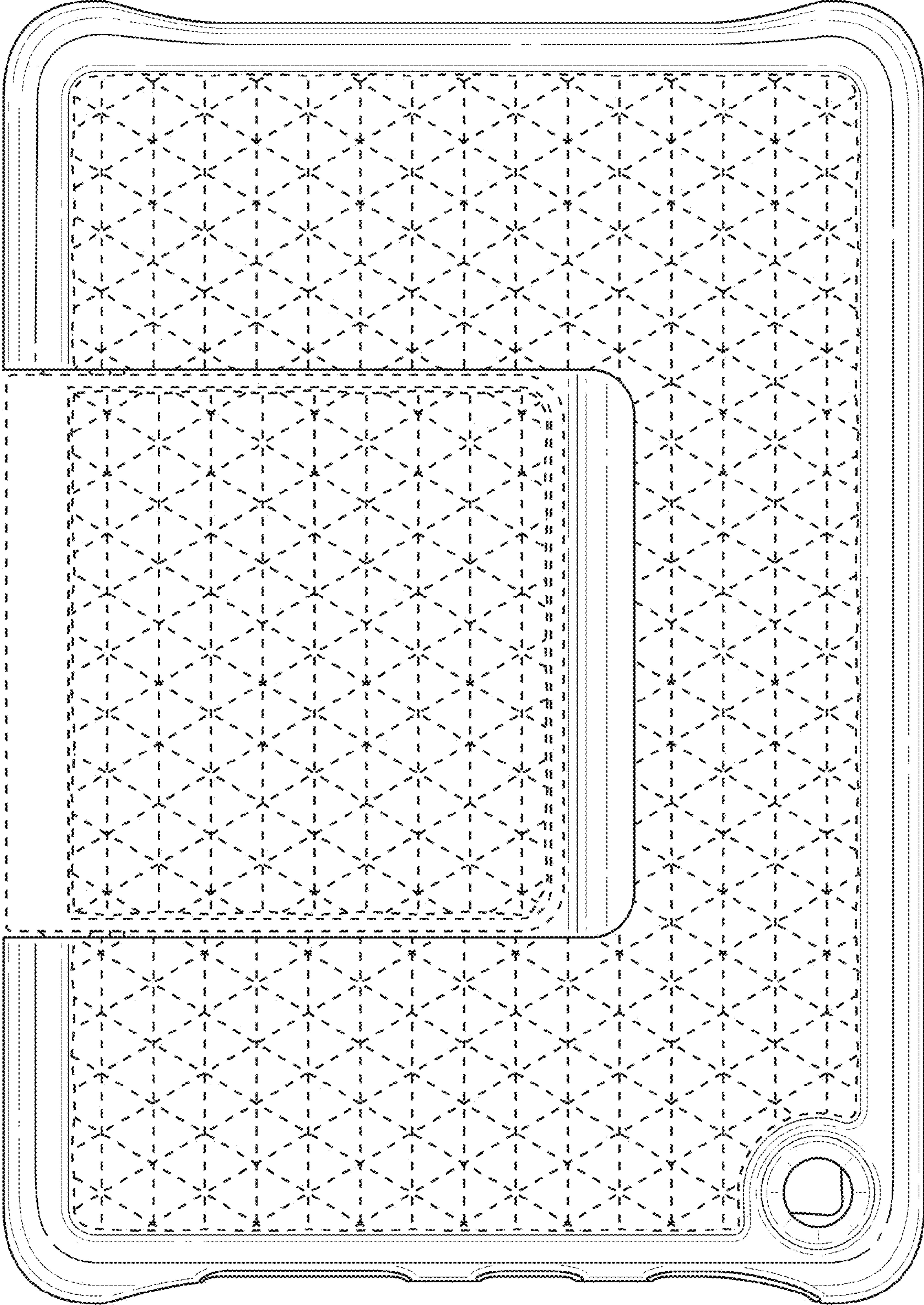


FIG. 10




FIG. 11

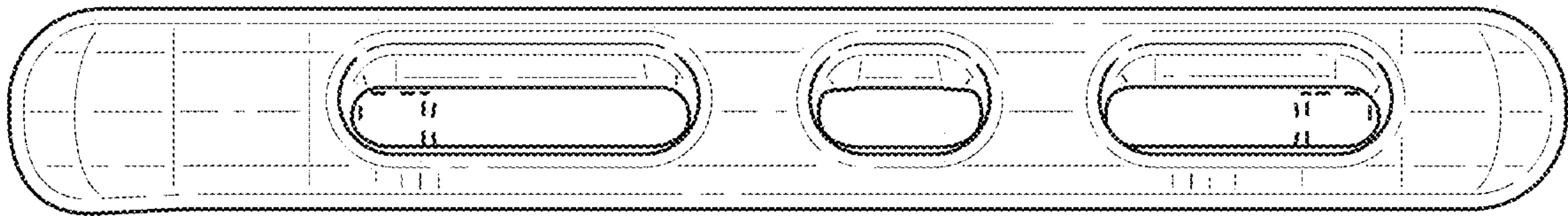


FIG. 12




FIG. 13




FIG. 14