



US00D905659S

(12) **United States Design Patent**
Dubreucq et al.

(10) **Patent No.:** **US D905,659 S**

(45) **Date of Patent:** **** Dec. 22, 2020**

(54) **HEADPHONES**

(71) Applicant: **Logitech Europe S.A.**, Lausanne (CH)

(72) Inventors: **Maxime Dubreucq**, San Francisco, CA (US); **James Lee Kwon**, Oakland, CA (US); **Tony Mankit Kan**, Burlingame, CA (US); **Nicolas Metral**, Lausanne (CH); **William Carey**, San Francisco, CA (US)

(73) Assignee: **Logitech Europe S.A.**, Lausanne (CH)

(**) Term: **15 Years**

(21) Appl. No.: **29/683,666**

(22) Filed: **Mar. 14, 2019**

(51) **LOC (12) Cl.** **14-01**

(52) **U.S. Cl.**
USPC **D14/206; D14/226**

(58) **Field of Classification Search**
USPC D14/206, 226, 205, 188, 192, 225;
D29/112; 2/209; 381/380, 381, 370,
381/362; 455/90.3, 575.1, 569.1;
379/430

CPC H04R 1/1066; H04R 1/1016; H04R 25/00;
H04R 5/033; H04R 5/0335; H04R 1/10;
H04R 25/02; H04R 1/105; H04R 1/1058;
H04R 19/04

See application file for complete search history.

(56) **References Cited**

U.S. PATENT DOCUMENTS

- 1,483,315 A * 2/1924 Saal H04R 1/1066
381/378
- 3,073,410 A * 1/1963 Gongoll H04R 1/1008
2/209
- 3,781,492 A * 12/1973 Cragg H04R 1/08
379/430
- D229,833 S * 1/1974 Becker D14/205
- D302,429 S * 7/1989 Leer D14/137

- 4,929,571 A * 5/1990 Omura H01S 5/24
148/DIG. 104
- 5,185,807 A * 2/1993 Bergin H04R 1/1066
181/128
- D336,646 S * 6/1993 Yamazaki D14/205
- D337,116 S * 7/1993 Hattori D14/206
- D353,818 S * 12/1994 Nakamura D14/205
- 5,384,857 A * 1/1995 Nordin A61F 11/14
381/374

(Continued)

FOREIGN PATENT DOCUMENTS

- CN 205250003 * 7/2019
- CN 305812822 * 5/2020

Primary Examiner — Paula Allen Greene

(74) *Attorney, Agent, or Firm* — Kilpatrick Townsend & Stockton LLP

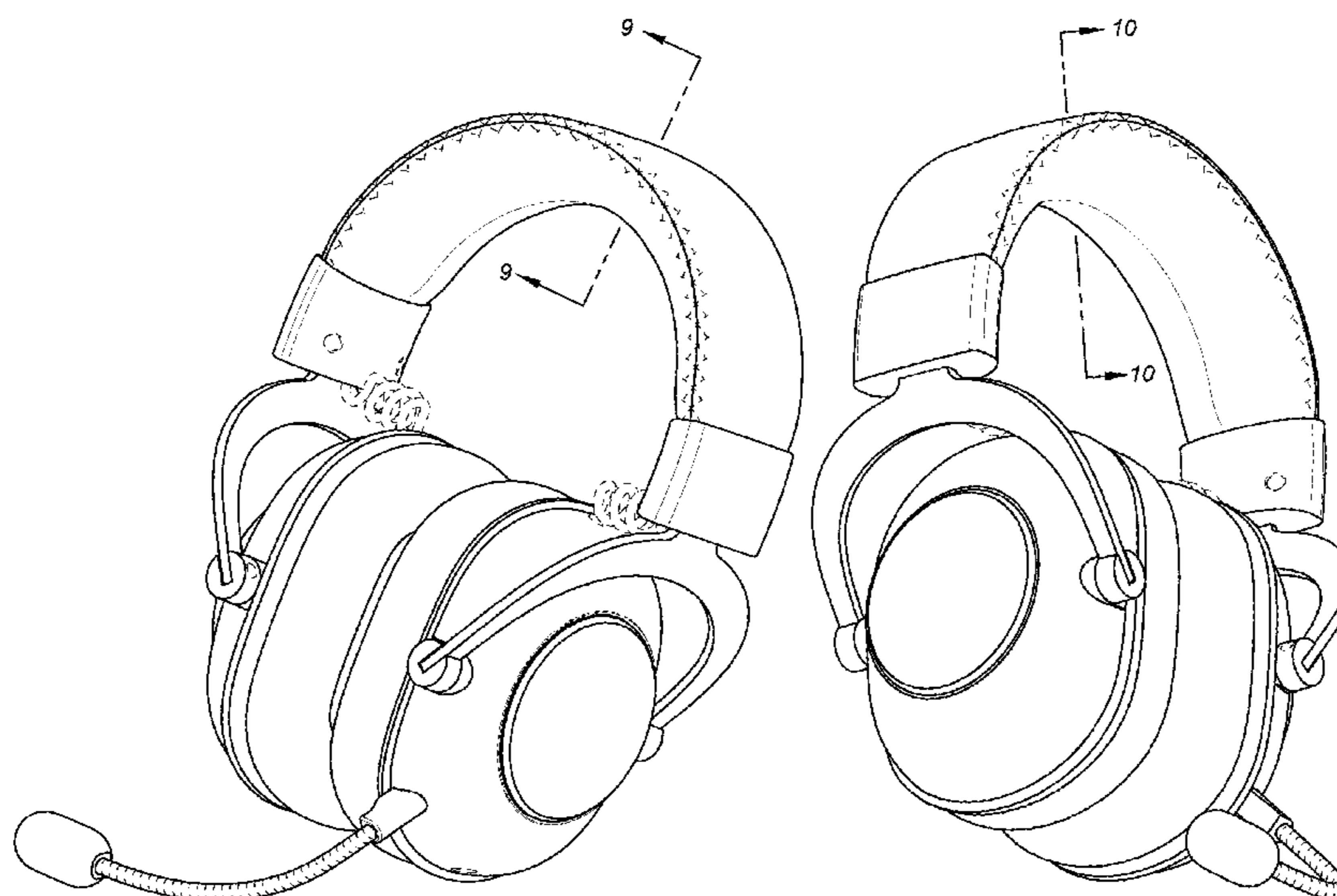
(57) **CLAIM**

The ornamental design for headphones, as shown and described.

DESCRIPTION

FIG. 1 is a front, left side perspective view of headphones showing our new design;
 FIG. 2 is a front, right side perspective view thereof;
 FIG. 3 is a front elevational view thereof;
 FIG. 4 is a rear elevational view thereof;
 FIG. 5 is a top plan view thereof;
 FIG. 6 is a bottom plan view thereof; and
 FIG. 7 is a left side elevational view thereof;
 FIG. 8 is a right side elevational view thereof;
 FIG. 9 is a cross sectional view taken along line 9-9 of FIG. 1; and,
 FIG. 10 is a cross sectional view taken along line (10-10) of (the perspective view of) FIG. 2.
 The broken lines depict portions of the headphones in which the design is embodied that form no part of the claimed design.

1 Claim, 9 Drawing Sheets



(56)

References Cited

U.S. PATENT DOCUMENTS

5,446,788 A * 8/1995 Lucey H04M 1/05
379/430
6,295,366 B1 * 9/2001 Haller H04R 5/0335
379/430
6,333,982 B1 * 12/2001 Sapiejewski H04M 1/05
379/430
6,449,806 B1 * 9/2002 Engelhard H04M 1/05
2/209
6,625,293 B1 * 9/2003 Nageno H04R 1/08
181/20
D488,146 S * 4/2004 Minto D14/206
D512,708 S * 12/2005 Harris, Jr. D14/205
7,172,052 B2 * 2/2007 Lenhard-Backhaus
H04R 1/1066
181/129
D541,255 S * 4/2007 Taylor D14/205
D549,217 S * 8/2007 Viduya D14/206
7,388,960 B2 * 6/2008 Kuo H04R 1/1041
379/430
7,412,070 B2 * 8/2008 Kleinschmidt H04R 1/1083
381/370
D594,847 S * 6/2009 Suzuki D14/205
D603,370 S * 11/2009 Suzuki D14/205
D609,694 S * 2/2010 Komiyama D14/205

D632,667 S * 2/2011 Martin D14/205
D637,579 S * 5/2011 Hamaura D14/205
D639,775 S * 6/2011 Horibe D14/205
D642,554 S * 8/2011 Schaal D14/205
D648,706 S * 11/2011 Gresko D14/205
D651,764 S * 1/2012 Gresko A61F 11/14
D29/112
D662,080 S * 6/2012 Carr D14/205
D677,243 S * 3/2013 Kitayama D14/205
D703,183 S * 4/2014 Moriya H04R 1/1008
D14/206
D729,196 S * 5/2015 Liu D14/205
D733,092 S * 6/2015 Gan D14/205
D753,884 S * 4/2016 Bonney D29/112
D811,365 S * 2/2018 Czaniecki D14/205
D815,614 S * 4/2018 Tzeng D14/205
D826,895 S * 8/2018 Sharp D14/205
D837,763 S * 1/2019 Suzuki D14/205
D840,977 S * 2/2019 Pu D14/206
D864,156 S * 10/2019 Liu D14/206
D866,515 S * 11/2019 Long D14/206
D881,843 S * 4/2020 Hu D14/206
2010/0040252 A1 * 2/2010 Thompson H04R 1/083
381/375
2011/0194721 A1 * 8/2011 Schmidt H04M 1/05
381/370
2019/0069065 A1 * 2/2019 Brace H04R 1/1066

* cited by examiner

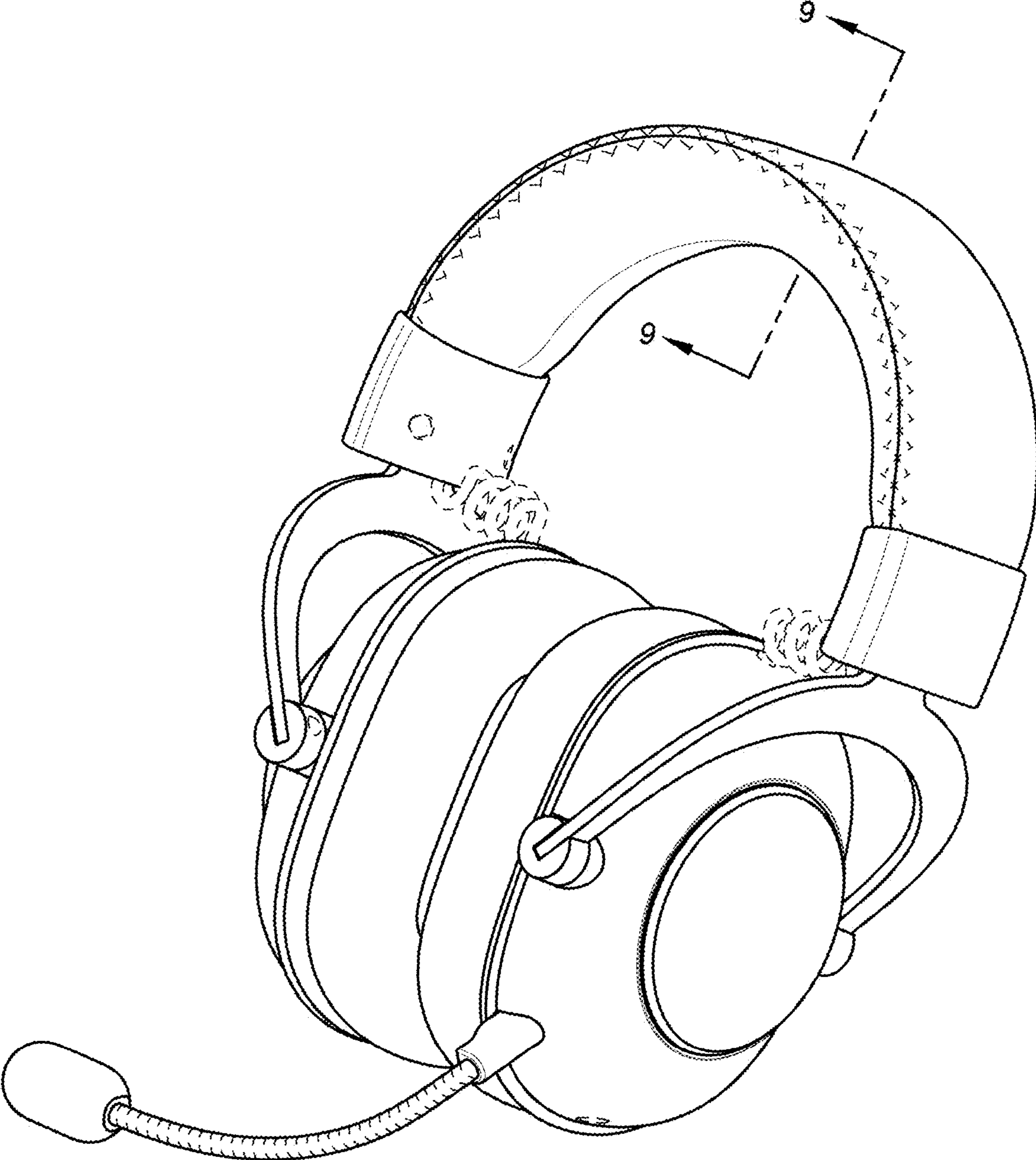


FIG. 1

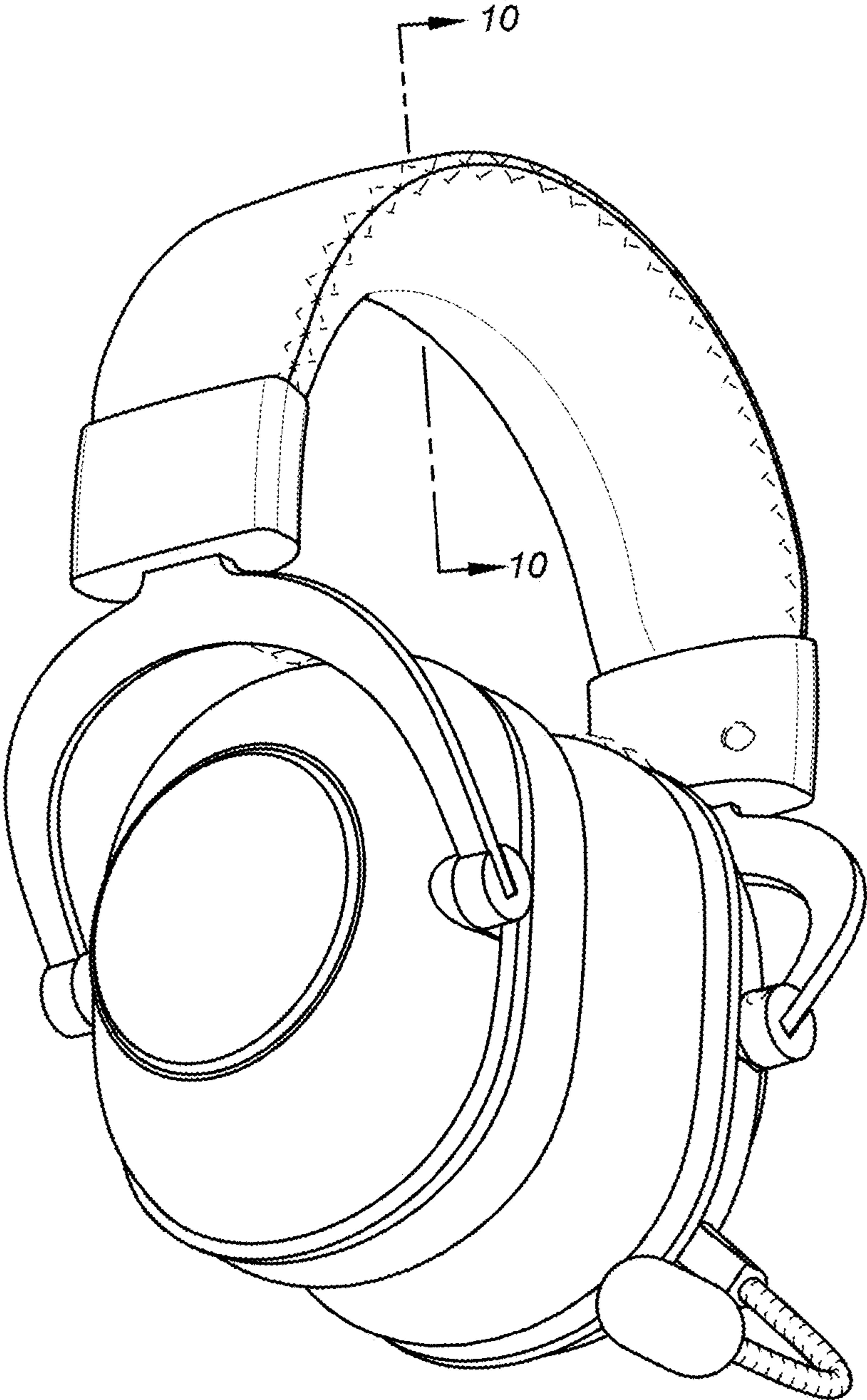


FIG. 2

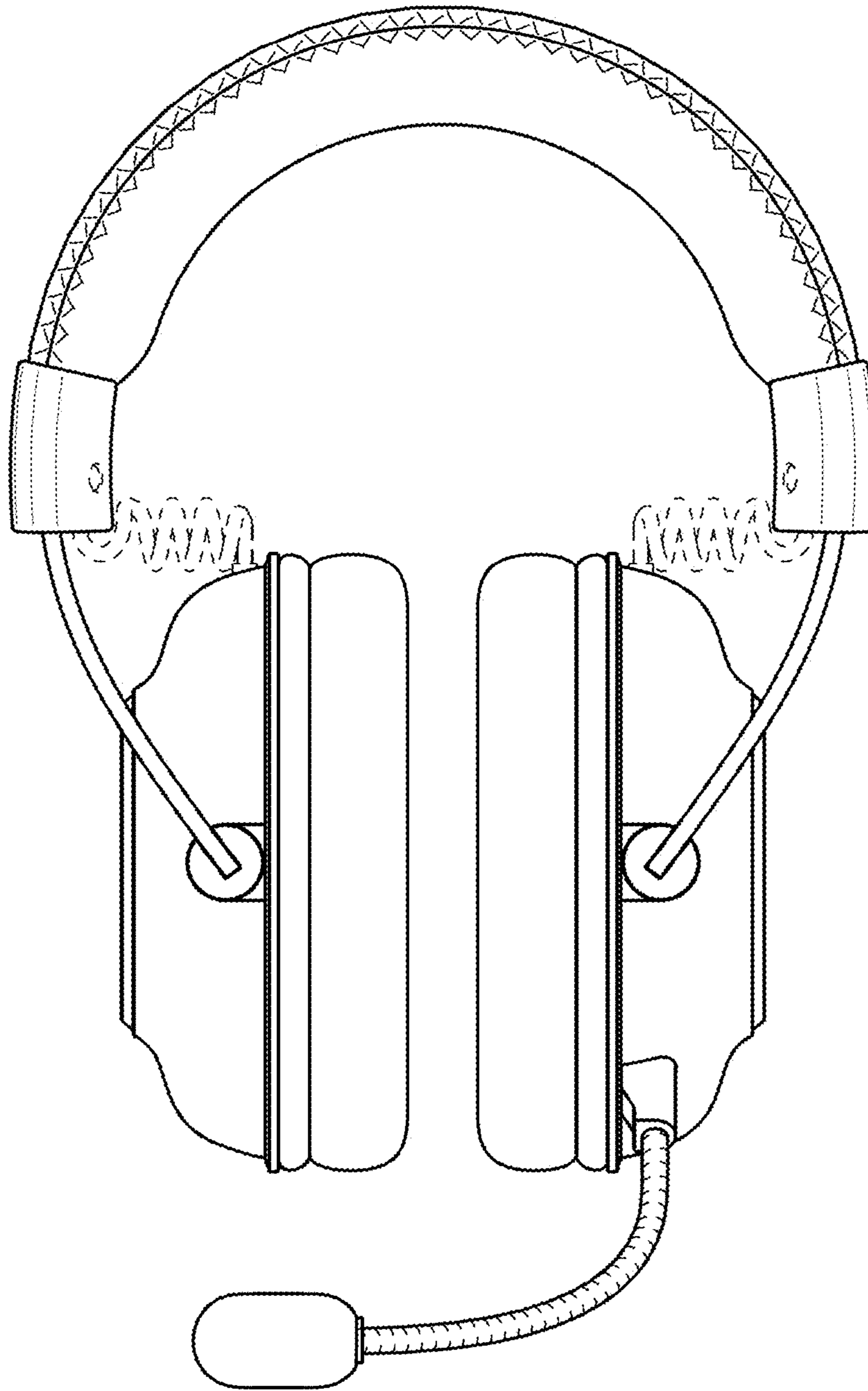


FIG. 3

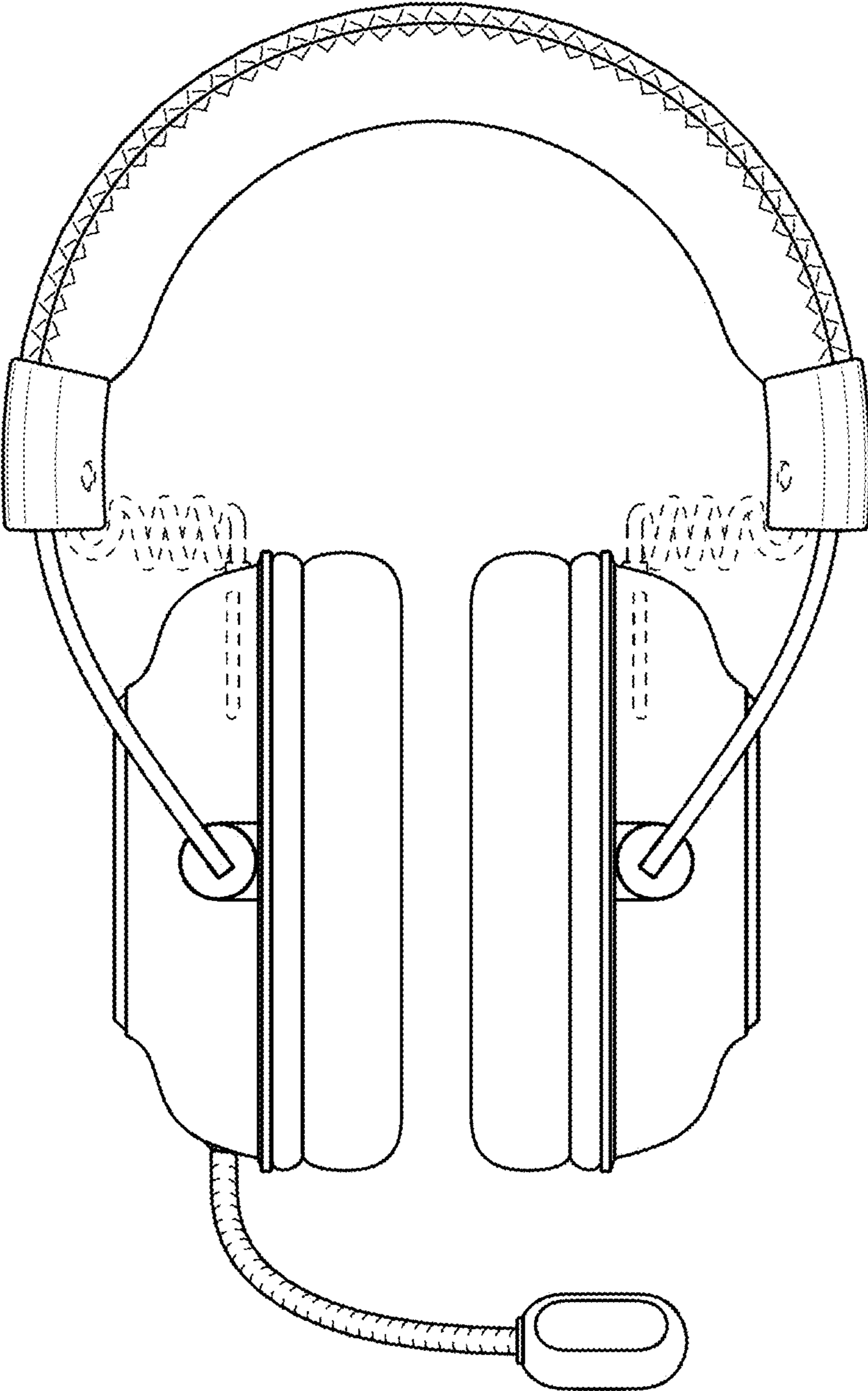


FIG. 4

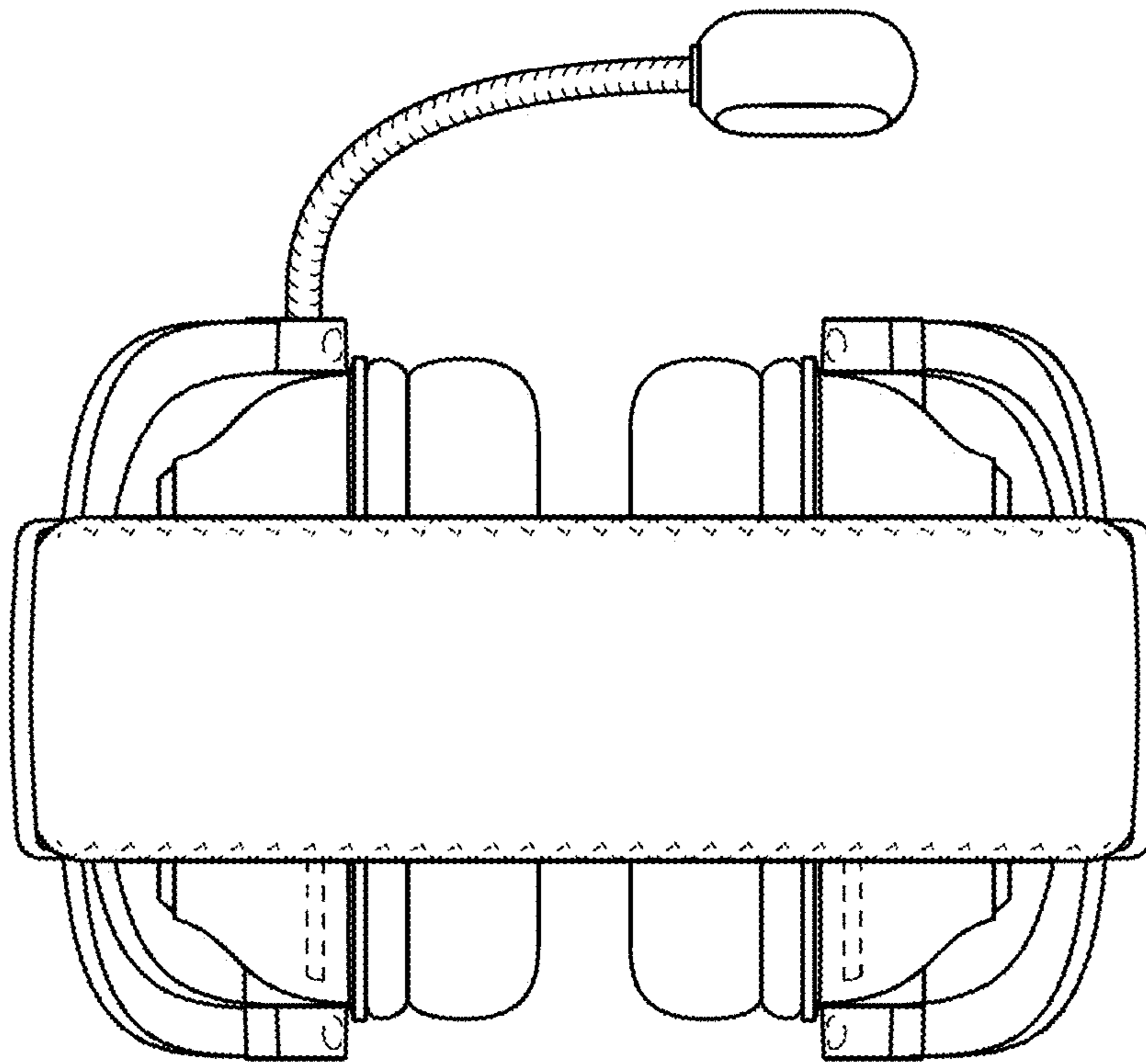


FIG. 5

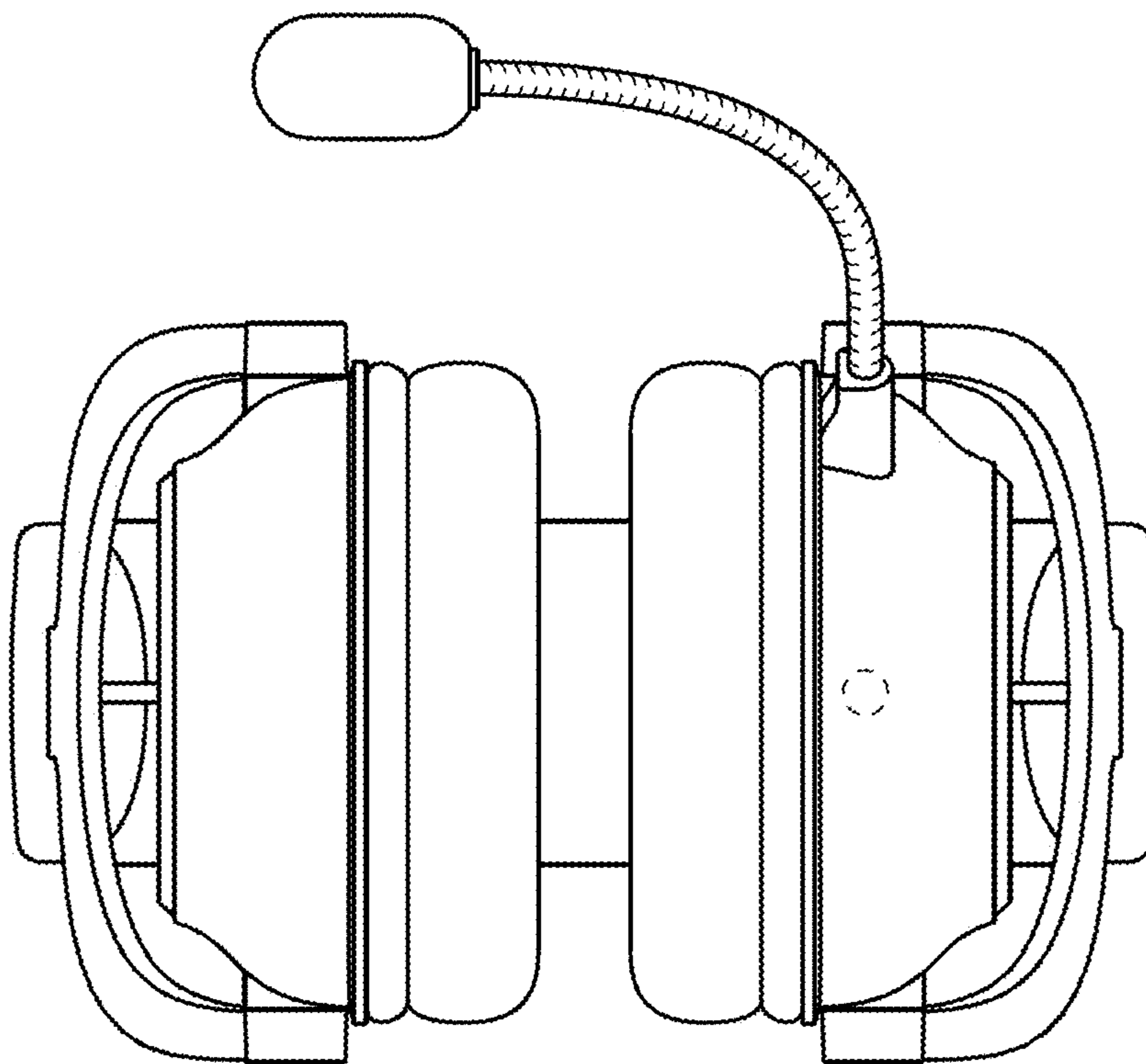


FIG. 6

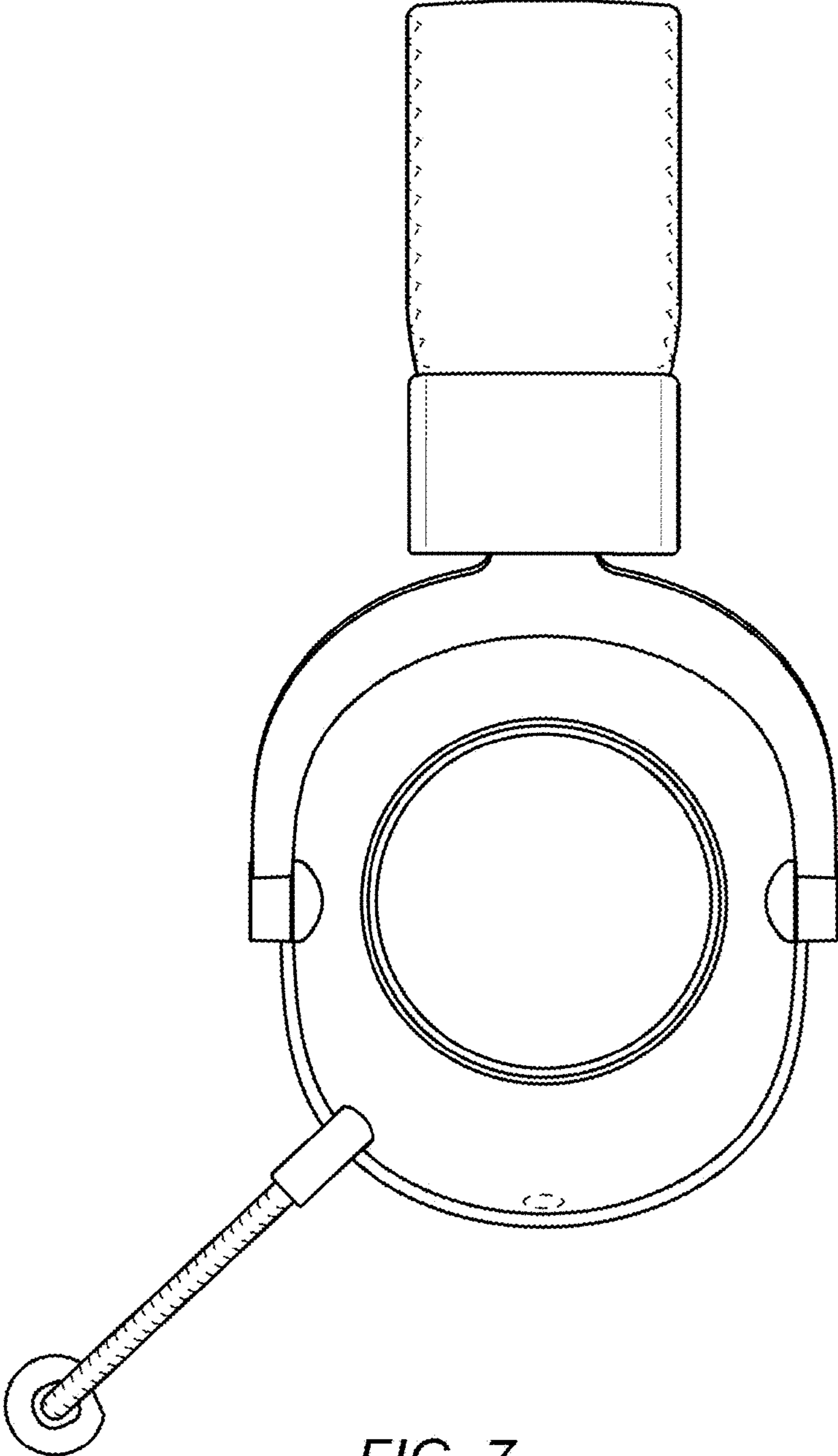


FIG. 7

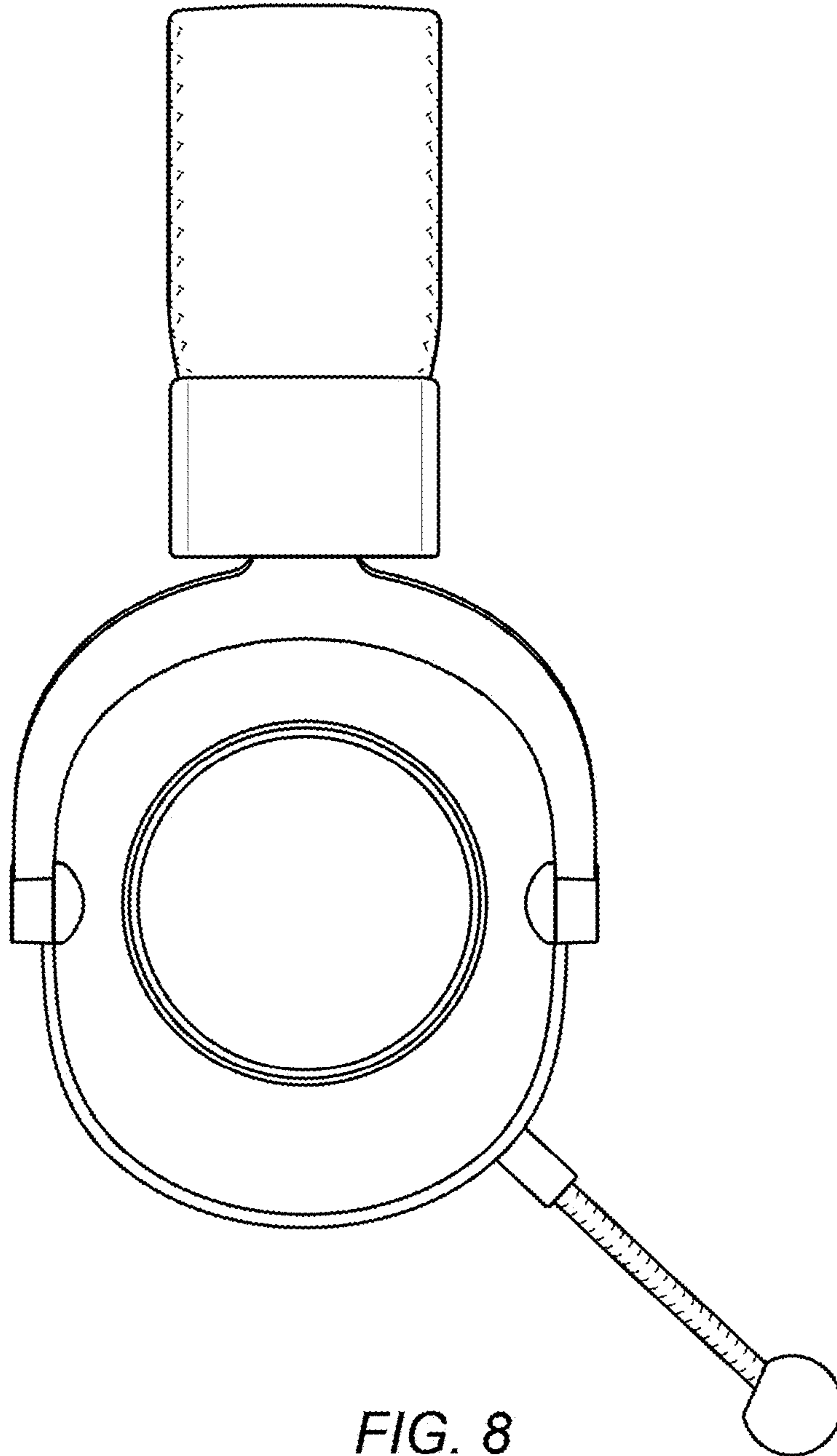


FIG. 8

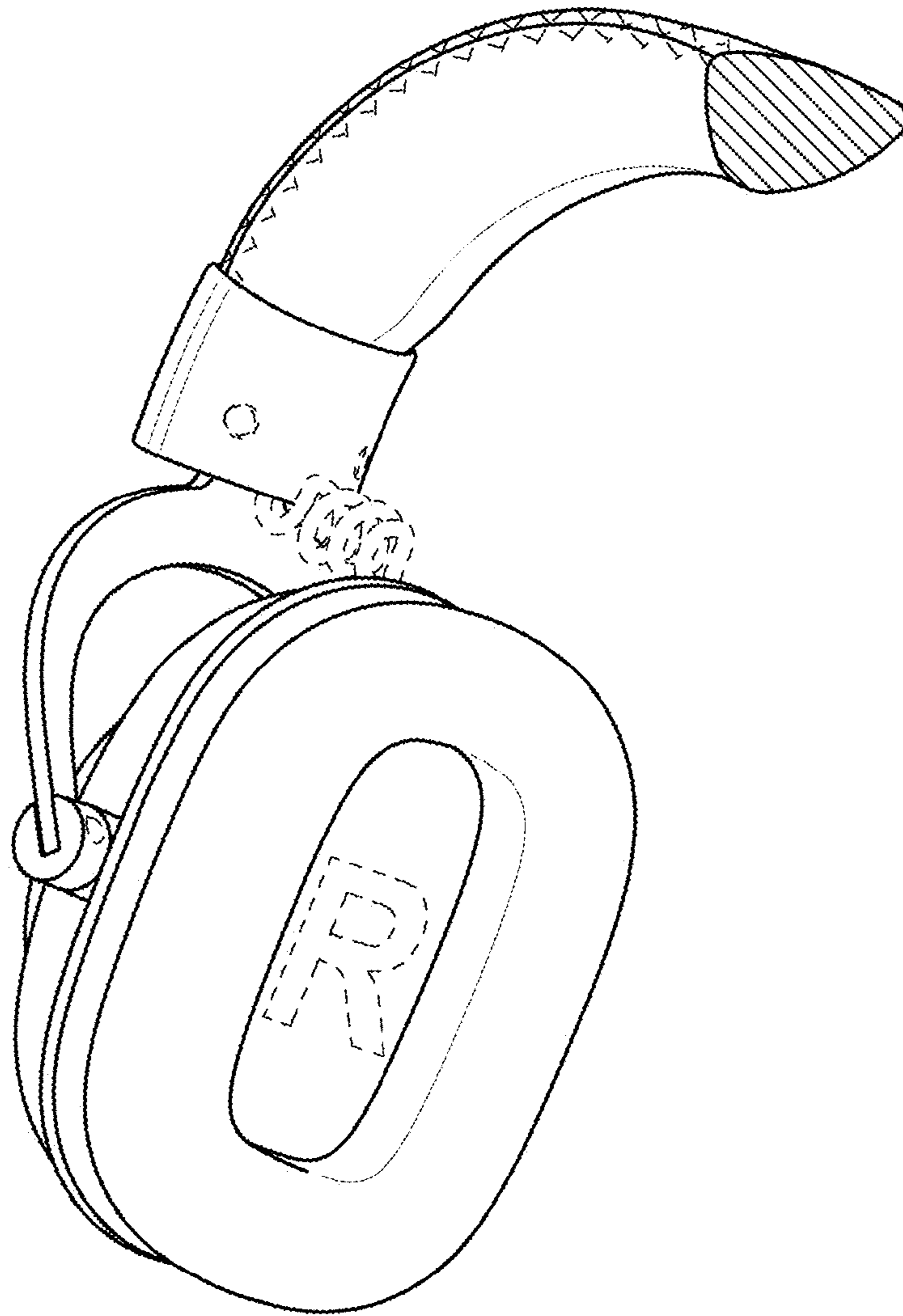


FIG. 9

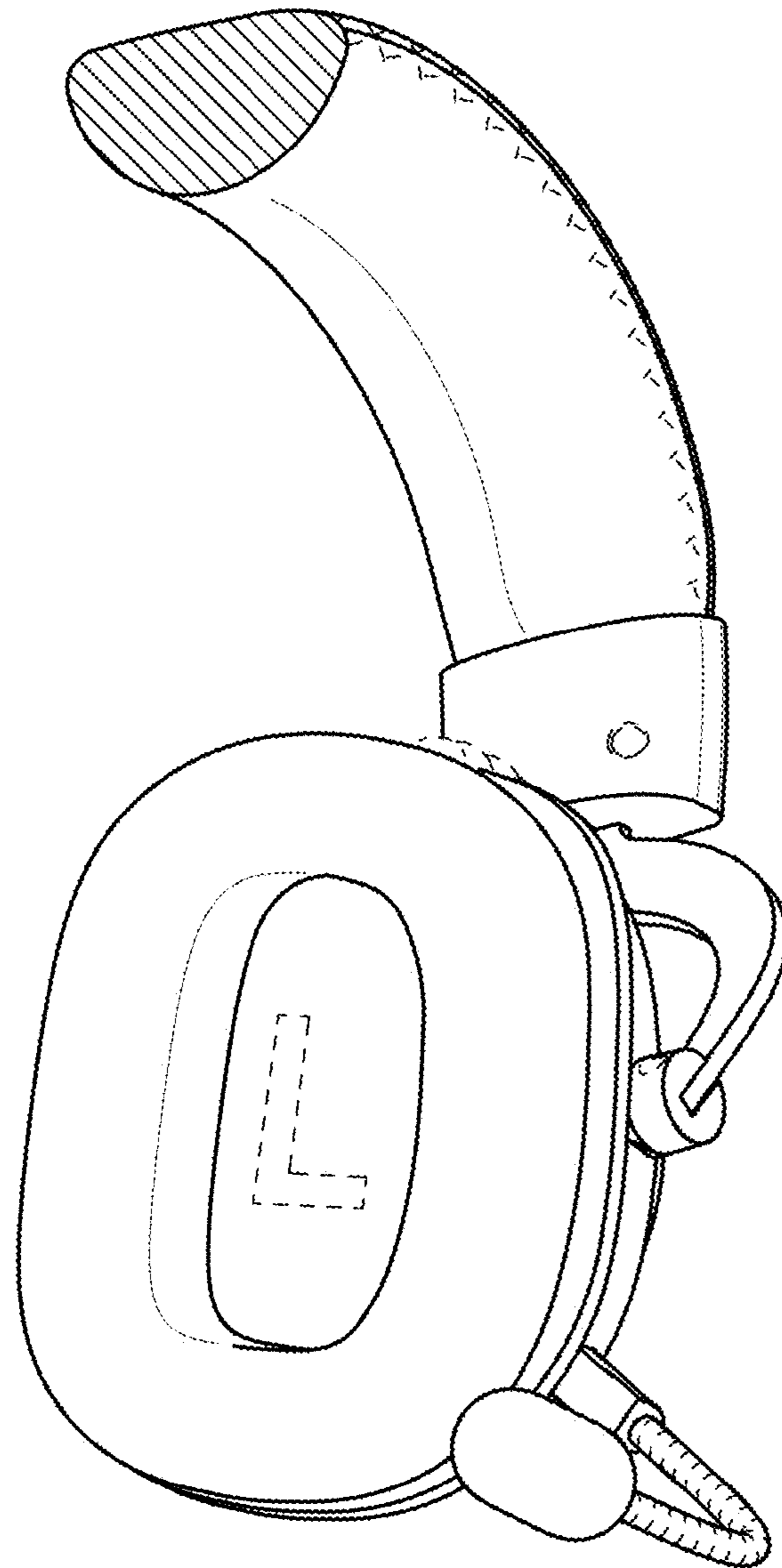


FIG. 10