



US00D905646S

(12) **United States Design Patent** (10) **Patent No.:** **US D905,646 S**  
**Eriksson et al.** (45) **Date of Patent:** **\*\* Dec. 22, 2020**

(54) **SOFTSTARTER**  
(71) Applicant: **ABB Schweiz AG**, Baden (CH)  
(72) Inventors: **Lars X. Eriksson**, Västerås (SE);  
**Christopher Lundin**, Västerås (SE);  
**David Wikström**, Västerås (SE); **Göran Engblom**, Västerås (SE)  
(73) Assignee: **ABB Schweiz AG**, Baden (CH)  
(\*\*) Term: **15 Years**  
(21) Appl. No.: **29/679,654**  
(22) Filed: **Feb. 8, 2019**  
(30) **Foreign Application Priority Data**

D561,701 S 2/2008 Johansson et al.  
D578,489 S 10/2008 Johansson et al.  
D593,040 S 5/2009 Frassinetti et al.  
D595,225 S \* 6/2009 Juva ..... D13/110  
D633,441 S 3/2011 Ishimaru et al.  
D647,844 S 11/2011 Engblom et al.  
D647,845 S 11/2011 Engblom et al.  
D647,846 S 11/2011 Engblom et al.  
D675,565 S \* 2/2013 Choi ..... D13/110  
D682,207 S \* 5/2013 Nakahira ..... D13/110  
D684,533 S \* 6/2013 Nakahira ..... D13/110  
D684,534 S \* 6/2013 Nakahira ..... D13/110  
D685,733 S \* 7/2013 Savolainen ..... D13/110  
D705,728 S 5/2014 Choi  
D707,636 S 6/2014 Besana et al.  
D713,801 S 9/2014 Johansson  
D714,733 S 10/2014 Johansson  
D733,069 S 6/2015 Engblom et al.  
D733,070 S 6/2015 Engblom et al.  
D733,071 S 6/2015 Engblom et al.

(Continued)

Aug. 10, 2018 (EM) ..... 005602174  
(51) **LOC (12) Cl.** ..... **13-03**  
(52) **U.S. Cl.**  
USPC ..... **D13/158**  
(58) **Field of Classification Search**  
USPC ..... D13/118, 133, 146, 147, 154, 158-160,  
D13/173, 182, 184, 199, 110  
CPC ..... B41J 2/175; H01H 11/00; H01H 50/00;  
H01R 13/00; H05K 5/00; H05K 5/02;  
H05K 5/03; H05K 7/14; H05K 9/00  
See application file for complete search history.

*Primary Examiner* — Angela J Lee  
*Assistant Examiner* — Shawn T Gingrich  
(74) *Attorney, Agent, or Firm* — Whitmyer IP Group LLC

(57) **CLAIM**

The ornamental design for a softstarter, as shown and described.

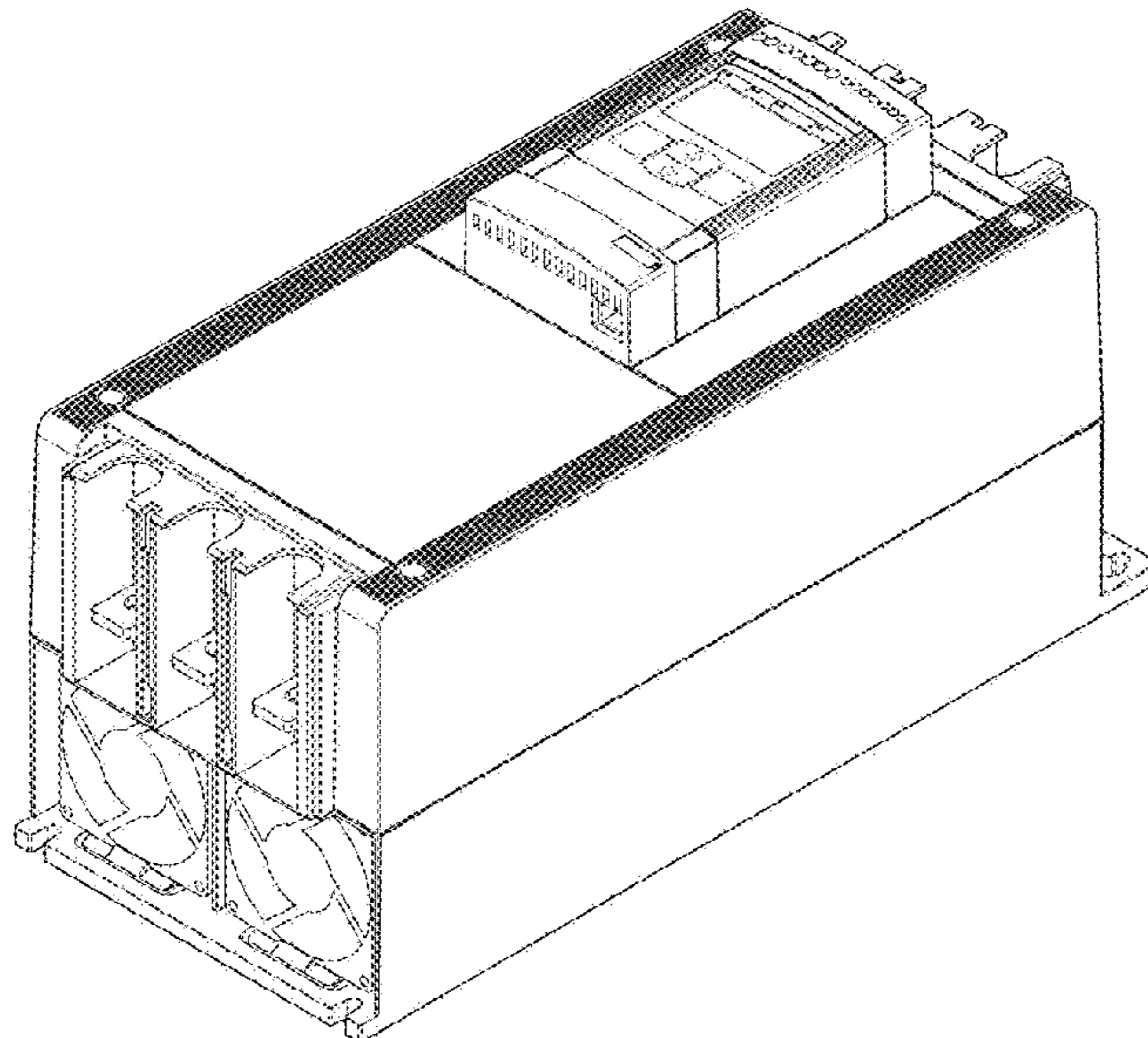
**DESCRIPTION**

FIG. 1 is an isometric view of a softstarter in accordance with the new design;  
FIG. 2 is a front side elevational view thereof;  
FIG. 3 is a rear side elevational view thereof;  
FIG. 4 is a left side elevational view thereof;  
FIG. 5 is a right side elevational view thereof;  
FIG. 6 is a top plan view thereof; and,  
FIG. 7 is a bottom plan view thereof.  
The broken lines in the drawing illustrate portions of the softstarter that form no part of the claimed design.

(56) **References Cited**  
U.S. PATENT DOCUMENTS

D358,753 S 5/1995 Yoshida et al.  
5,493,083 A 2/1996 Olivier  
6,087,800 A 7/2000 Becker et al.  
D442,146 S 5/2001 Greenberg et al.  
D455,714 S \* 4/2002 Kim ..... D13/110  
D468,687 S 1/2003 Hamada et al.  
D511,150 S \* 11/2005 Nurmi ..... D13/162  
D511,502 S 11/2005 Kim

**1 Claim, 7 Drawing Sheets**



(56)

**References Cited**

U.S. PATENT DOCUMENTS

D752,524 S 3/2016 Azzola et al.  
D755,131 S 5/2016 Azzola et al.  
D772,161 S \* 11/2016 Saarivirta ..... D13/110  
D778,843 S 2/2017 Gronqvist et al.  
D789,895 S 6/2017 Azzola et al.  
D813,173 S \* 3/2018 Wikstrom ..... D13/158  
D821,323 S \* 6/2018 Viman ..... D13/123  
D851,592 S \* 6/2019 Poikolainen ..... D13/123  
2015/0349673 A1 12/2015 Wu et al.  
2017/0150654 A1\* 5/2017 Kubo ..... H02M 7/003

\* cited by examiner

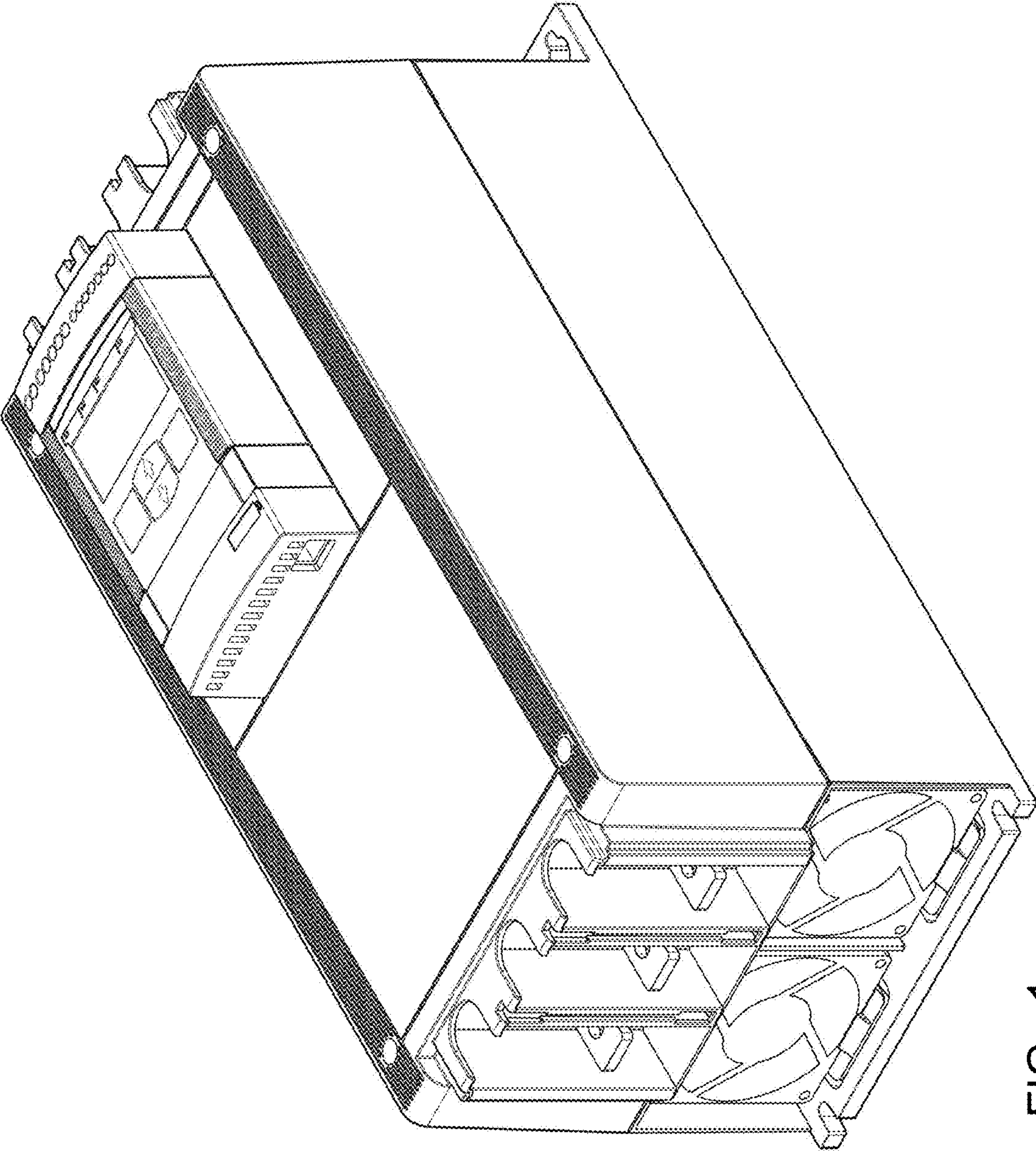


FIG. 1

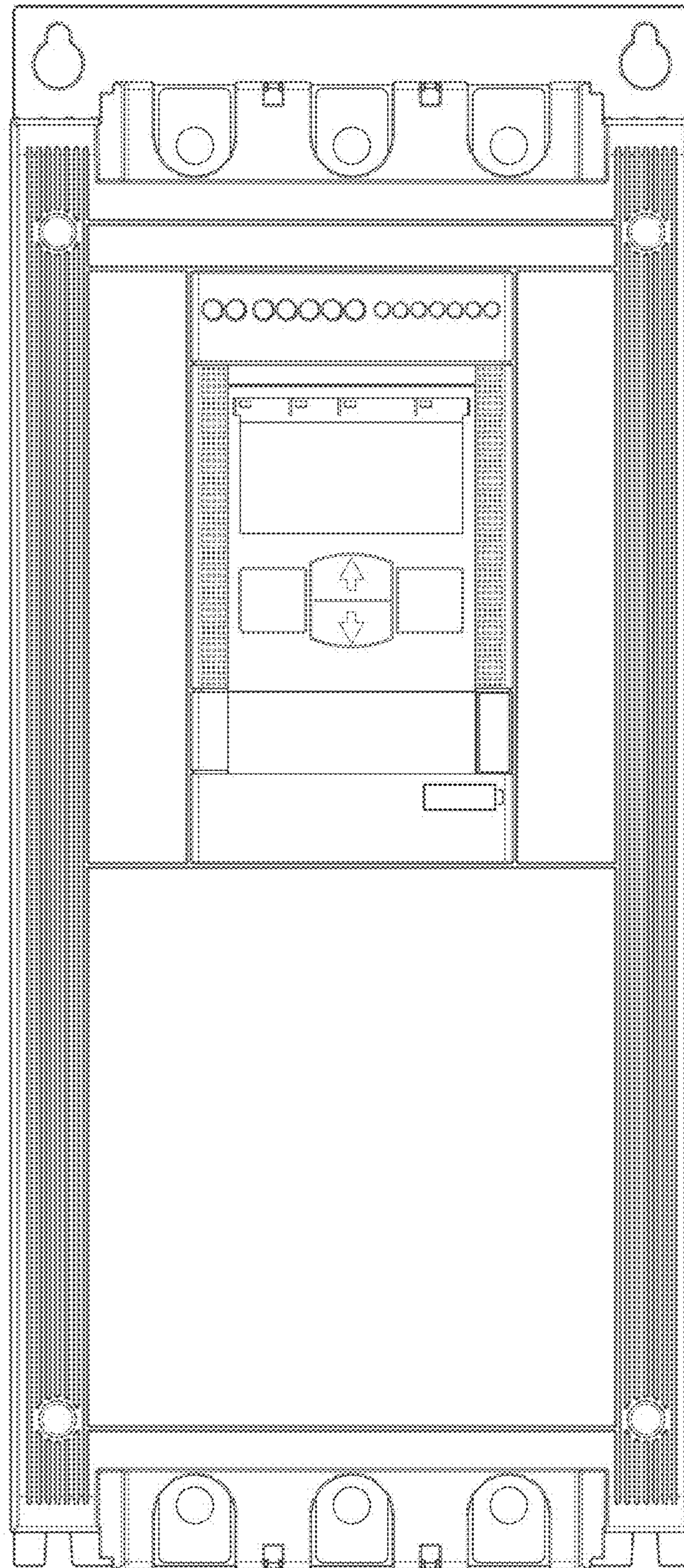


FIG. 2

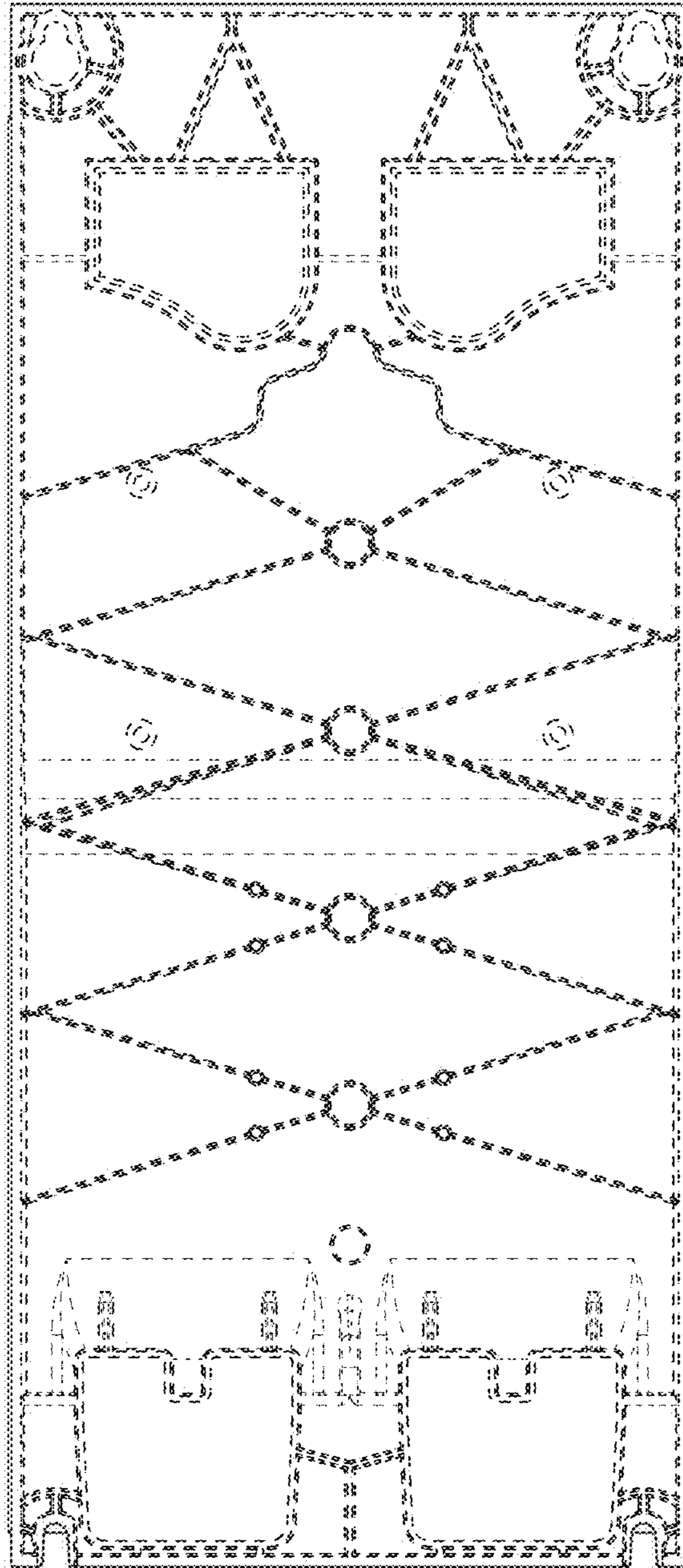


FIG. 3

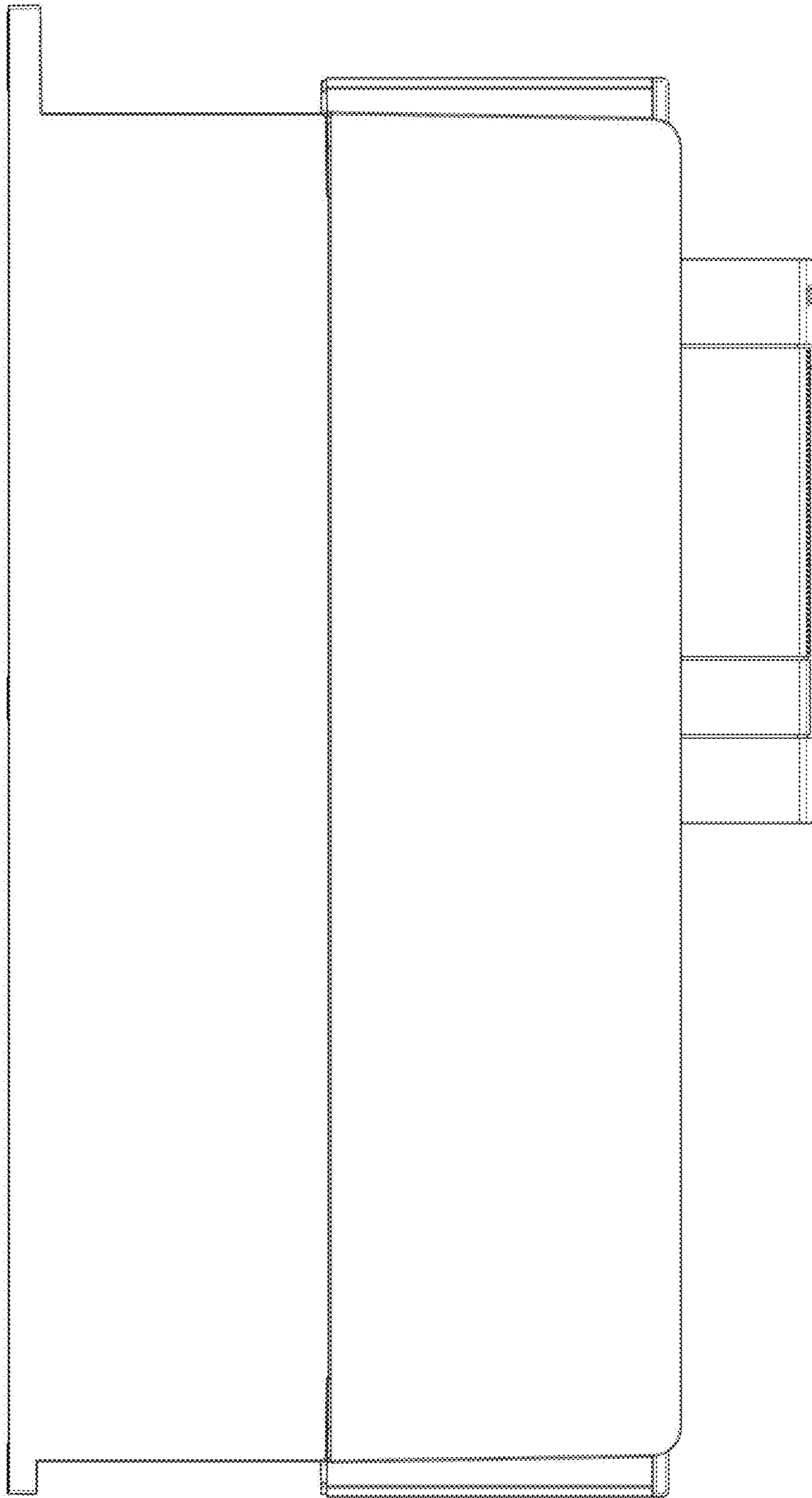


FIG. 4

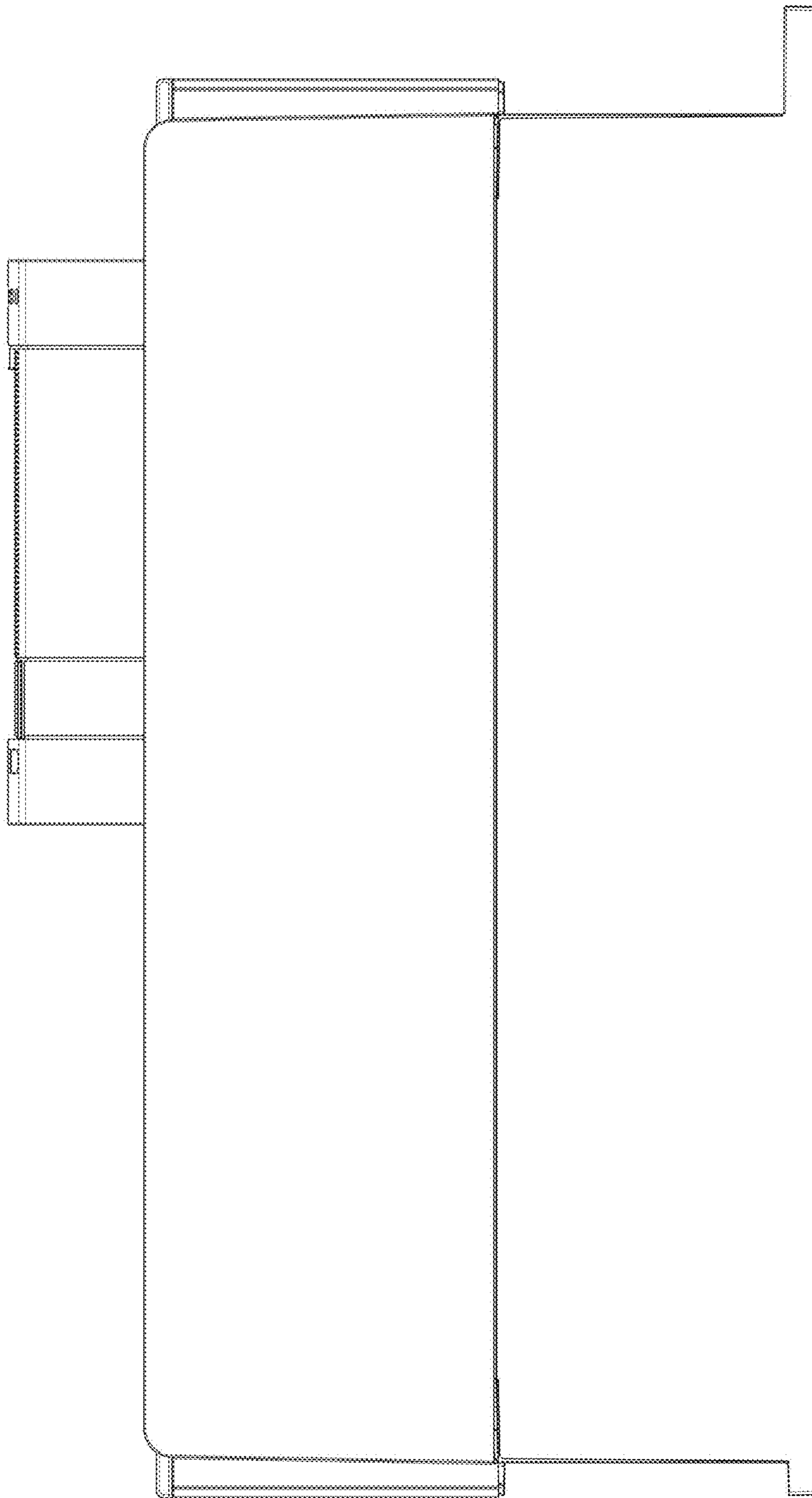


FIG. 5

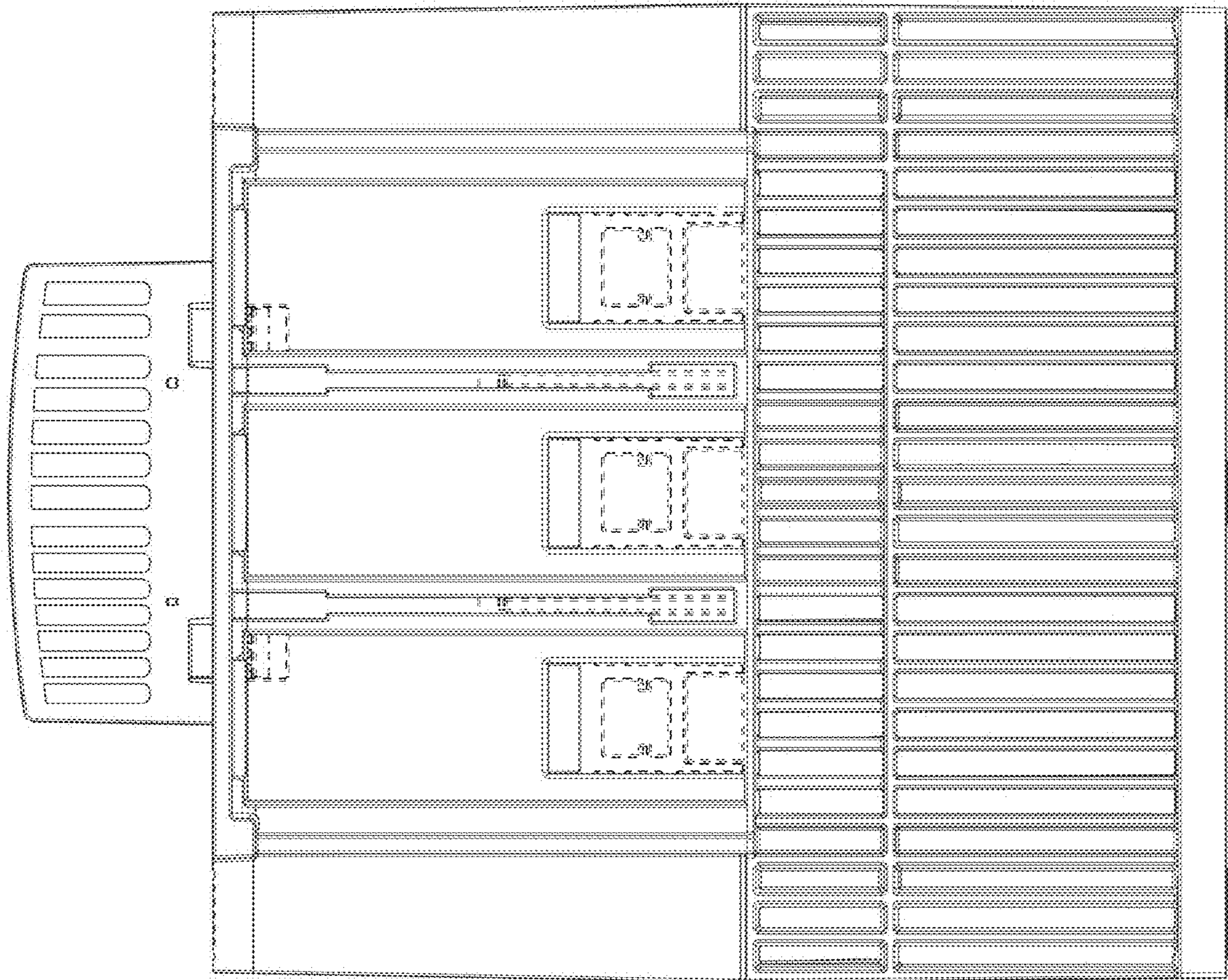


FIG. 6



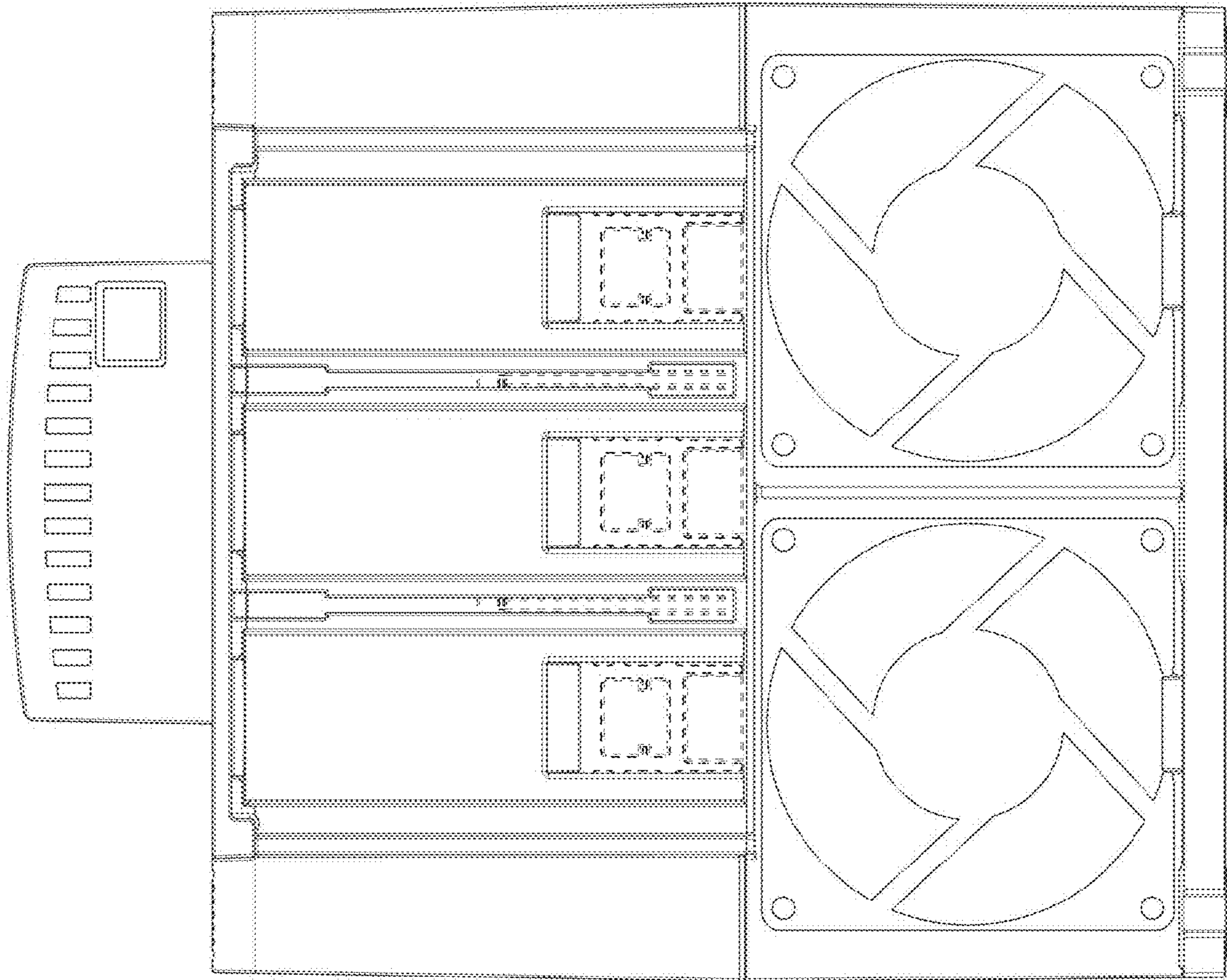


FIG. 7