



US00D905638S

(12) **United States Design Patent**  
**Kato et al.**

(10) **Patent No.:** **US D905,638 S**

(45) **Date of Patent:** **\*\* Dec. 22, 2020**

(54) **SERVO AMPLIFIER**

(71) Applicant: **Mitsubishi Electric Corporation,**  
Tokyo (JP)

(72) Inventors: **Shinichi Kato,** Tokyo (JP); **Kenichi Oi,**  
Tokyo (JP); **Toshio Nakayama,** Tokyo  
(JP); **Masahiro Ichikawa,** Tokyo (JP);  
**Taku Kondo,** Tokyo (JP); **Koji**  
**Uchimura,** Tokyo (JP)

(73) Assignee: **Mitsubishi Electric Corporation,**  
Tokyo (JP)

(\*\*) Term: **15 Years**

(21) Appl. No.: **29/695,149**

(22) Filed: **Jun. 17, 2019**

(30) **Foreign Application Priority Data**

Jan. 31, 2019 (JP) ..... 2019-001874

(51) **LOC (12) Cl.** ..... **13-02**

(52) **U.S. Cl.**  
USPC ..... **D13/110**

(58) **Field of Classification Search**  
USPC ..... D13/107, 108, 109, 110, 118, 119, 184;  
D14/251, 253, 432, 434  
CPC ..... Y02E 60/12; Y02T 90/14; Y02T 90/122;  
Y02T 90/128; Y02T 90/163; Y02T  
10/7005; Y02T 10/705; Y02T 10/7088;  
H02J 7/025; H02J 7/0042; H02J 7/0044;  
H02J 7/0054; H02J 7/1423; H02J  
2001/006; H01F 38/14; H01R 13/6675;  
H01M 2/1022; H01M 2/1055; H01M  
10/46; H01M 10/425; B60L 11/182  
See application file for complete search history.

(56) **References Cited**

**U.S. PATENT DOCUMENTS**

D501,648 S \* 2/2005 Fiorentino ..... G06F 1/188  
D13/110  
D510,319 S \* 10/2005 Tuomola ..... D13/110

D561,095 S \* 2/2008 Sakai ..... D13/110  
D654,024 S \* 2/2012 Choi ..... D13/110  
D684,533 S \* 6/2013 Nakahira ..... D13/110  
D684,534 S \* 6/2013 Nakahira ..... D13/110  
D713,336 S \* 9/2014 Perin ..... D13/110  
D745,847 S \* 12/2015 Ho ..... D13/110  
D755,123 S \* 5/2016 Ho ..... D13/110  
D771,565 S \* 11/2016 Saarivirta ..... D13/110  
D771,566 S \* 11/2016 Saarivirta ..... D13/110  
D772,161 S \* 11/2016 Saarivirta ..... D13/110  
D772,162 S \* 11/2016 Saarivirta ..... D13/110  
D796,431 S \* 9/2017 Lau ..... D13/107

(Continued)

*Primary Examiner* — Janice Hallmark

*Assistant Examiner* — Suzanne E Tisdell

(74) *Attorney, Agent, or Firm* — Stuebaker & Brackett  
PC

(57) **CLAIM**

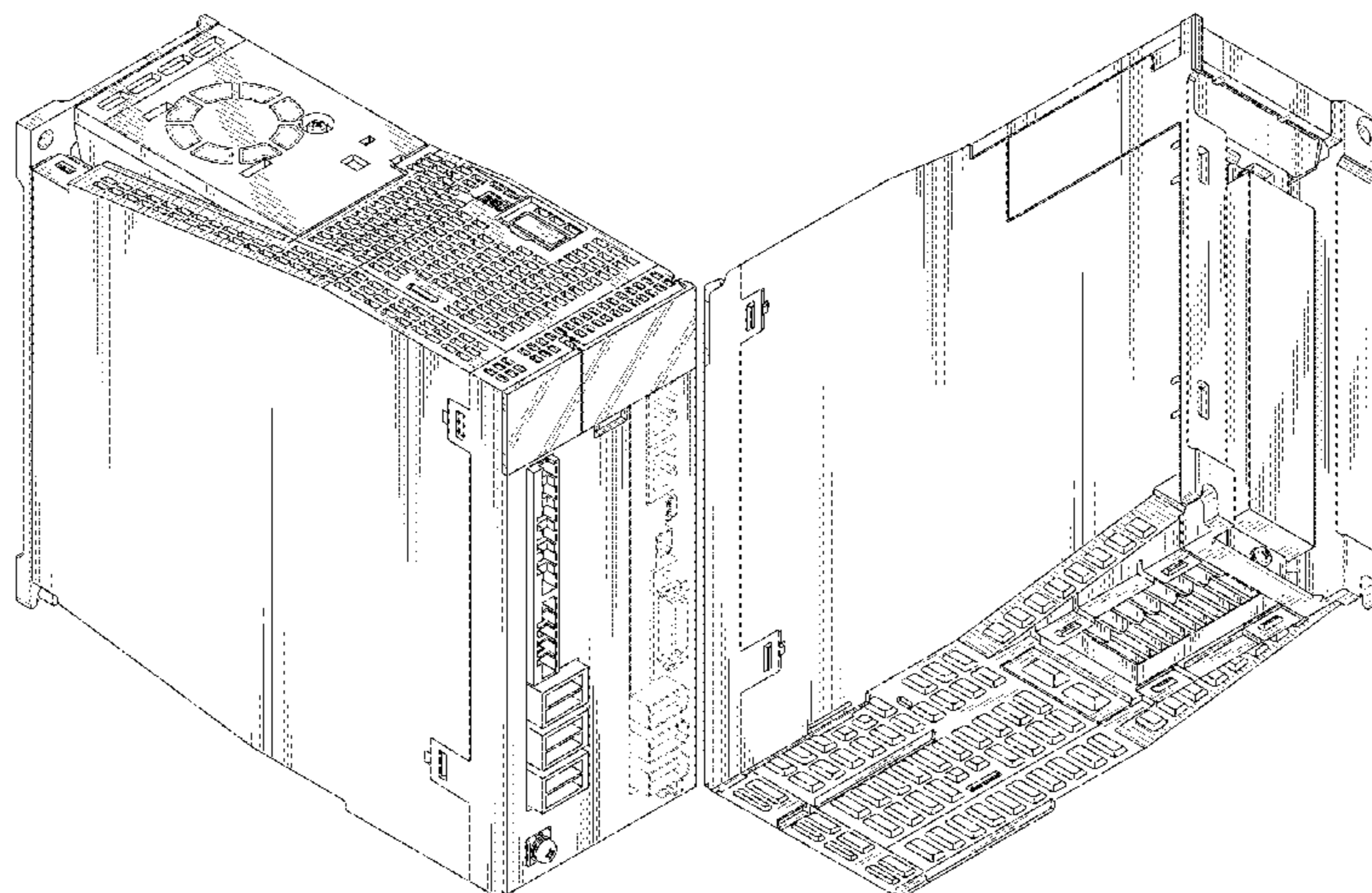
The ornamental design for a servo amplifier, as shown and described.

**DESCRIPTION**

FIG. 1. is a front perspective view of the front, left, and top sides of a servo amplifier showing our new design;  
FIG. 2. is a rear perspective view of the rear, right, and bottom sides thereof;  
FIG. 3. is a front view thereof;  
FIG. 4. is a rear view thereof;  
FIG. 5. is a top plan view thereof;  
FIG. 6. is a bottom plan view thereof;  
FIG. 7. is a right side view thereof; and,  
FIG. 8. is a left side view thereof.

The dash-dash broken lines shown represent portions of the servo amplifier which form no part of the claimed design. The dash-dot broken lines represent the bounds of the claimed design that form no part of the claimed design.

**1 Claim, 8 Drawing Sheets**



(56)

**References Cited**

U.S. PATENT DOCUMENTS

D815,592 S *	4/2018	Lau .....	D13/107
D828,294 S *	9/2018	Lau .....	D13/107
10,074,844 B2 *	9/2018	Wada .....	B60L 58/21
D840,335 S *	2/2019	Gleave .....	D13/110
D862,386 S *	10/2019	Beer .....	D13/110
D876,349 S *	2/2020	Nagano .....	D13/110

\* cited by examiner

FIG. 1

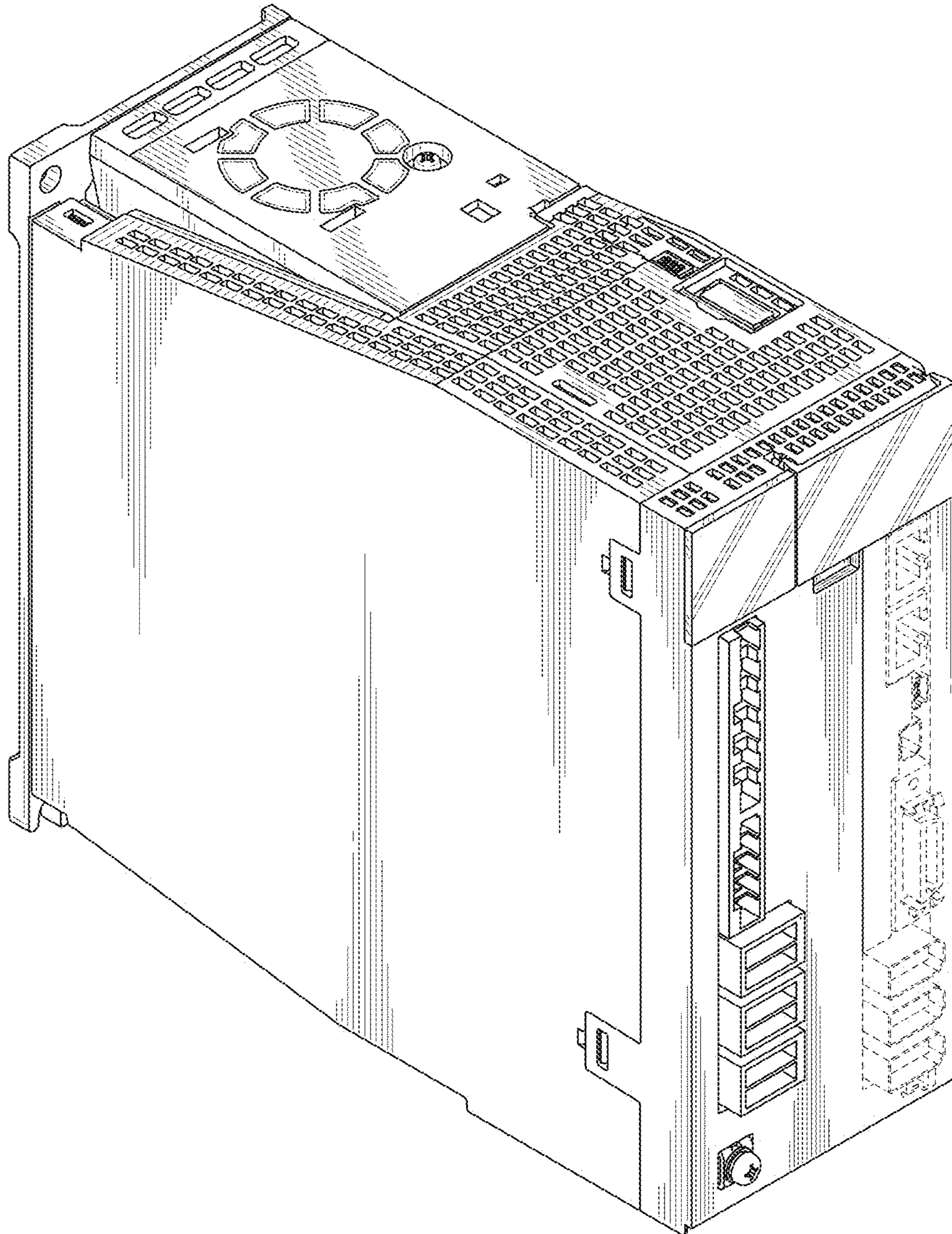


FIG. 2

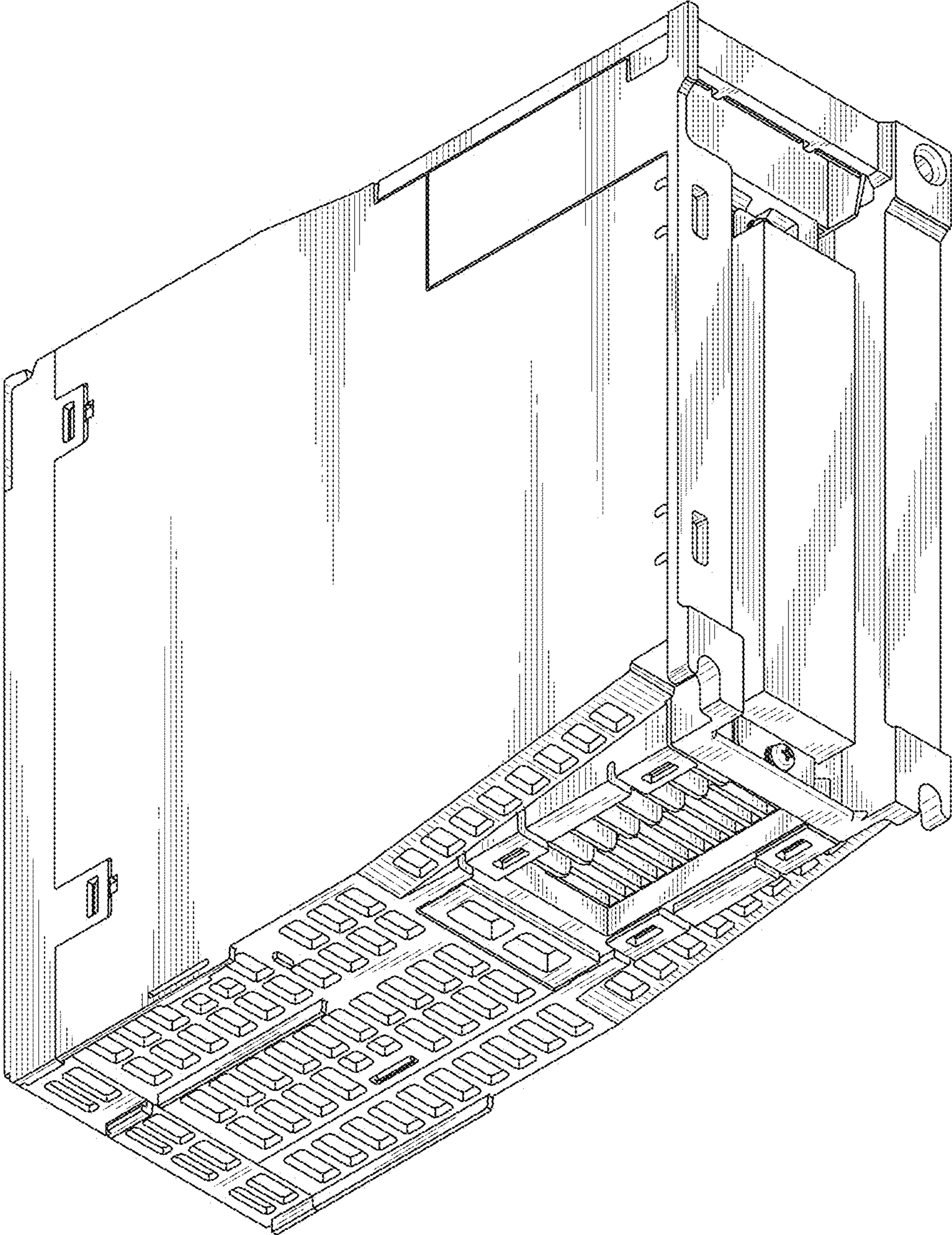


FIG. 3

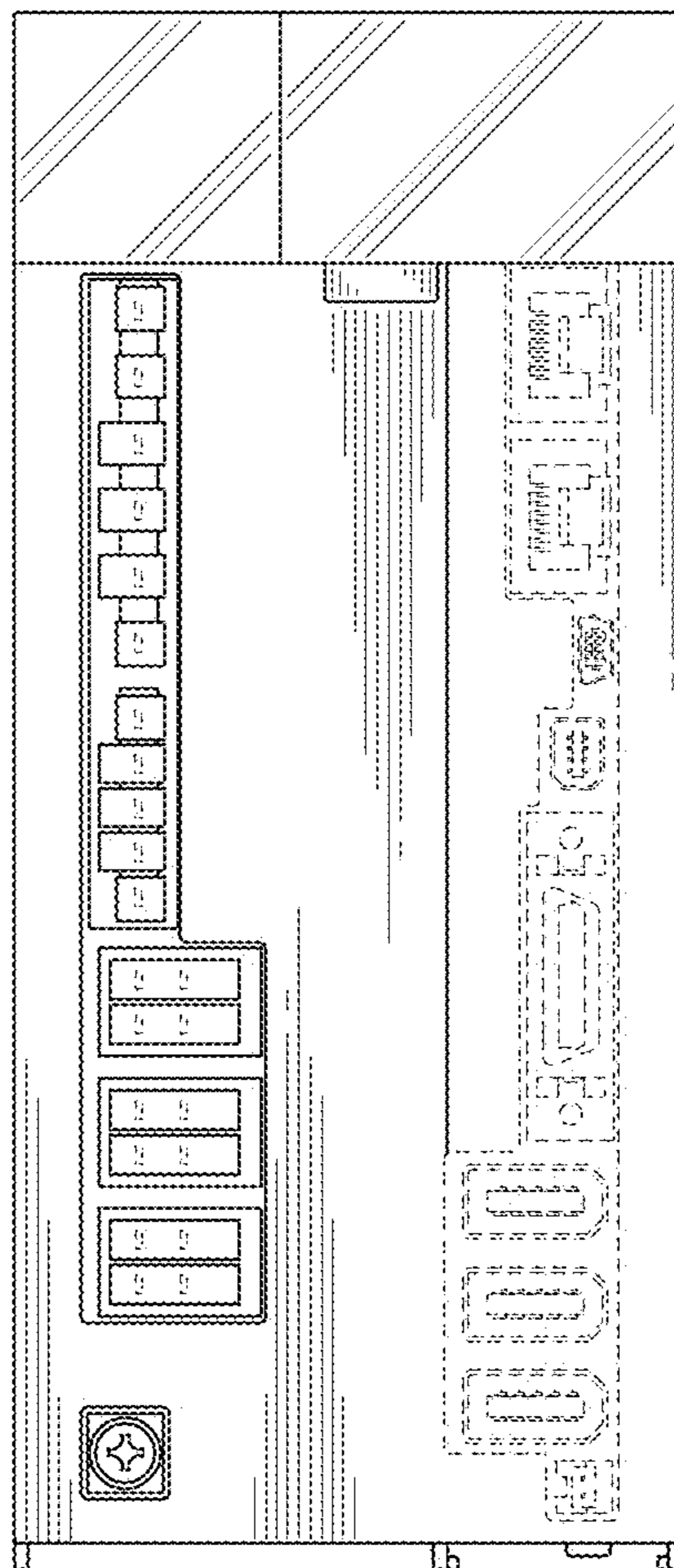


FIG. 4




FIG. 5

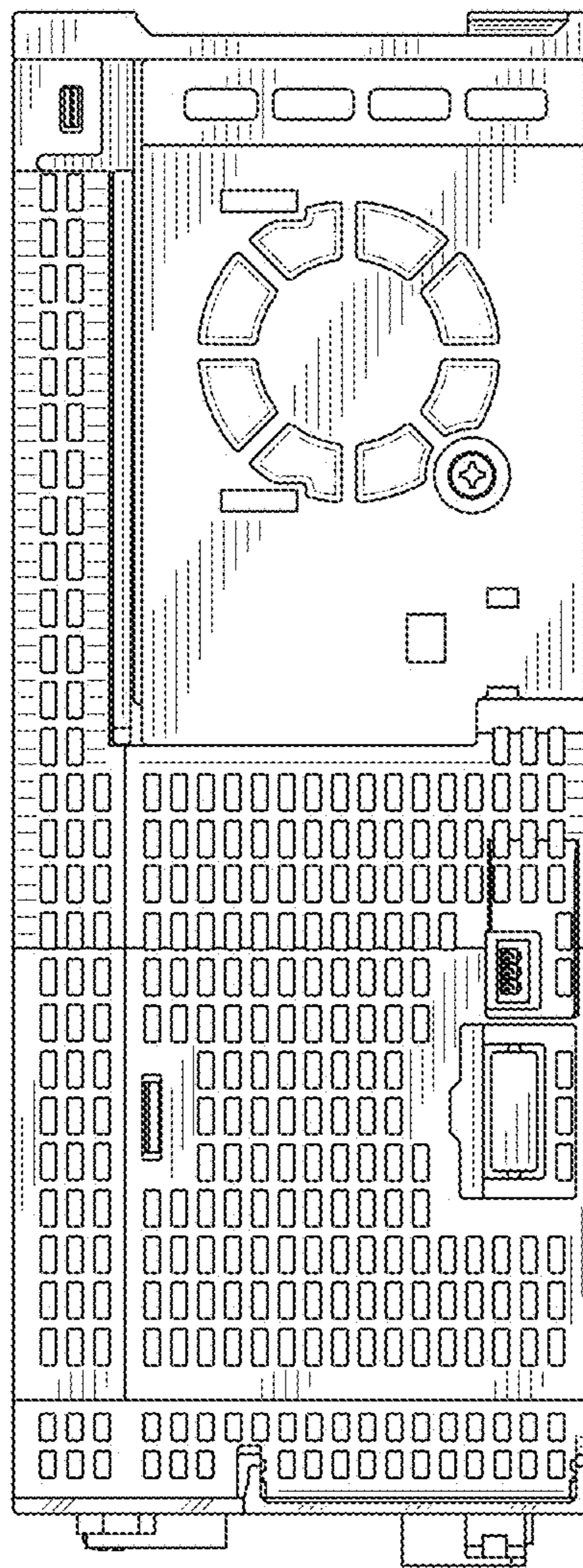


FIG. 6

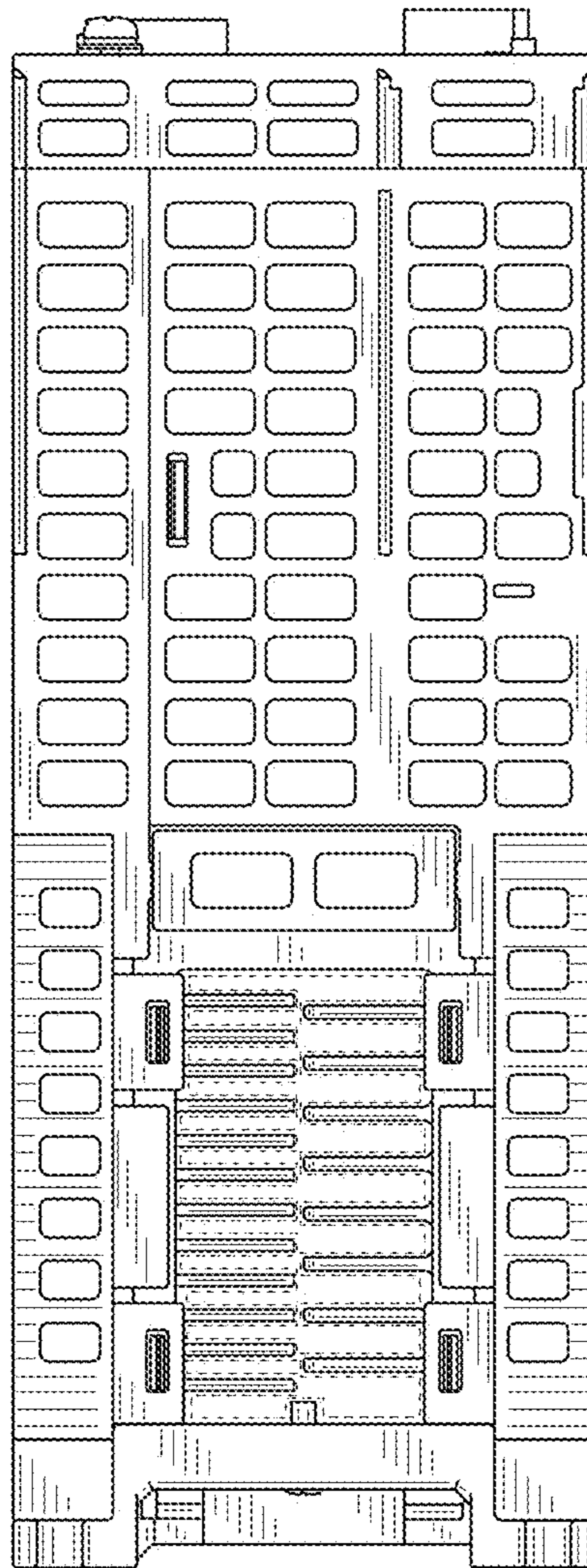




FIG. 7



FIG. 8

