



US00D905591S

(12) **United States Design Patent**
Tucker

(10) **Patent No.:** **US D905,591 S**

(45) **Date of Patent:** **** Dec. 22, 2020**

(54) **ARTIFICIAL TREE**

(71) Applicant: **Tiffani Tucker**, Waxahachie, TX (US)

(72) Inventor: **Tiffani Tucker**, Waxahachie, TX (US)

(**) Term: **15 Years**

(21) Appl. No.: **29/701,015**

(22) Filed: **Aug. 7, 2019**

(51) **LOC (12) Cl.** **11-04**

(52) **U.S. Cl.**

USPC **D11/118**

(58) **Field of Classification Search**

USPC D11/117, 118, 119, 121, 125, 130, 131,
D11/132, 133, 157; 428/7, 8, 9, 11, 12,
428/15, 17, 18, 19, 20, 21, 22

CPC A47G 33/00; A47G 33/04; A47G 33/045;
A47G 33/06; A47G 33/08; A47G 33/12;
A47G 33/1206; A47G 33/124; A47G
33/126

See application file for complete search history.

(56) **References Cited**

U.S. PATENT DOCUMENTS

D44,397 S *	7/1913	Berggren	D26/14
D163,434 S *	5/1951	Willis	D11/118
2,757,472 A *	8/1956	Corwin	G09F 23/00 40/310
D179,349 S *	12/1956	Johnson	D11/125
D182,663 S *	4/1958	Hovlid	D6/674
D182,664 S *	4/1958	Hovlid	D6/678.2
D182,665 S *	4/1958	Hovlid	D6/674
D182,666 S *	4/1958	Hovlid	D6/674
2,951,303 A *	9/1960	Hovlid	A47F 7/143 211/50

D200,052 S *	1/1965	Haas	D11/118
D232,947 S *	9/1974	Christiansen	D11/118
D236,216 S *	8/1975	Raymond	D11/118
D250,519 S *	12/1978	Hashimoto	D11/118
D269,771 S *	7/1983	Williams	D11/118
4,746,022 A *	5/1988	Benham	A47F 5/04 211/195
D347,598 S *	6/1994	Maddox, Jr.	D11/118
D384,174 S *	9/1997	Smith	D11/118
D408,319 S *	4/1999	Byers	D11/118
D442,115 S *	5/2001	Tsang	D11/118
D478,021 S *	8/2003	Duncan, Jr.	D11/118
D612,286 S *	3/2010	Palmer	D11/118
D668,174 S *	10/2012	Bliss	D11/118
D711,770 S *	8/2014	Rahman	D11/118
D715,181 S *	10/2014	Rahman	D11/118
D775,997 S *	1/2017	Sebastiampillai	D11/118
D838,625 S *	1/2019	Bliss	D11/118
D864,784 S *	10/2019	Zajc	D11/118
D889,311 S *	7/2020	Cantoni	D11/118

* cited by examiner

Primary Examiner — Elizabeth J Oswecki

(74) *Attorney, Agent, or Firm* — Lyman Moulton, Esq.;
Moulton Patents, PLLC.

(57) **CLAIM**

The ornamental design for an artificial tree, as shown and described.


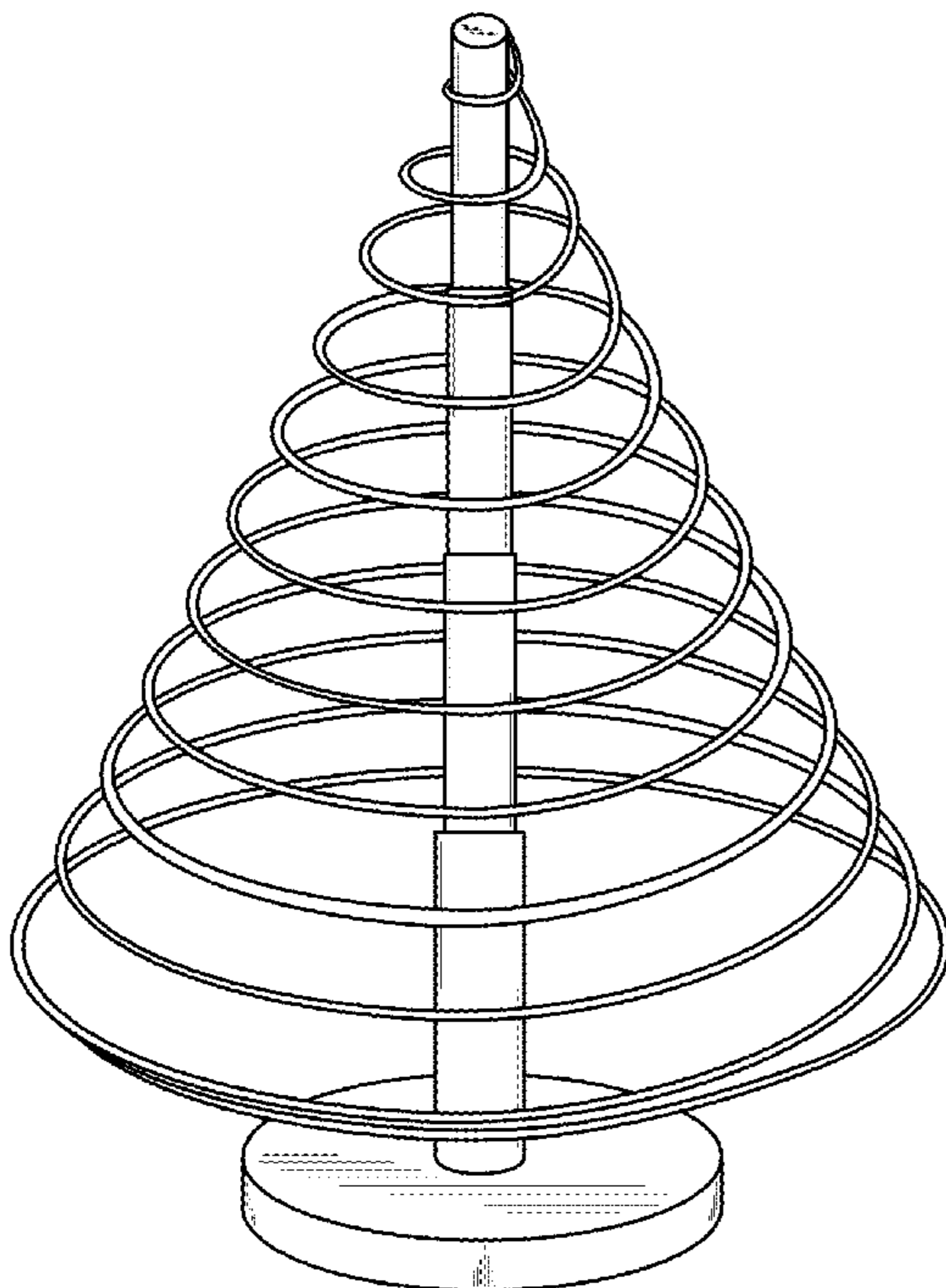
DESCRIPTION

FIG. 1 is a perspective view of an artificial tree showing my new design;

FIG. 2 is a top plan view thereof; and,

FIG. 3 is a bottom plan view thereof.

1 Claim, 3 Drawing Sheets



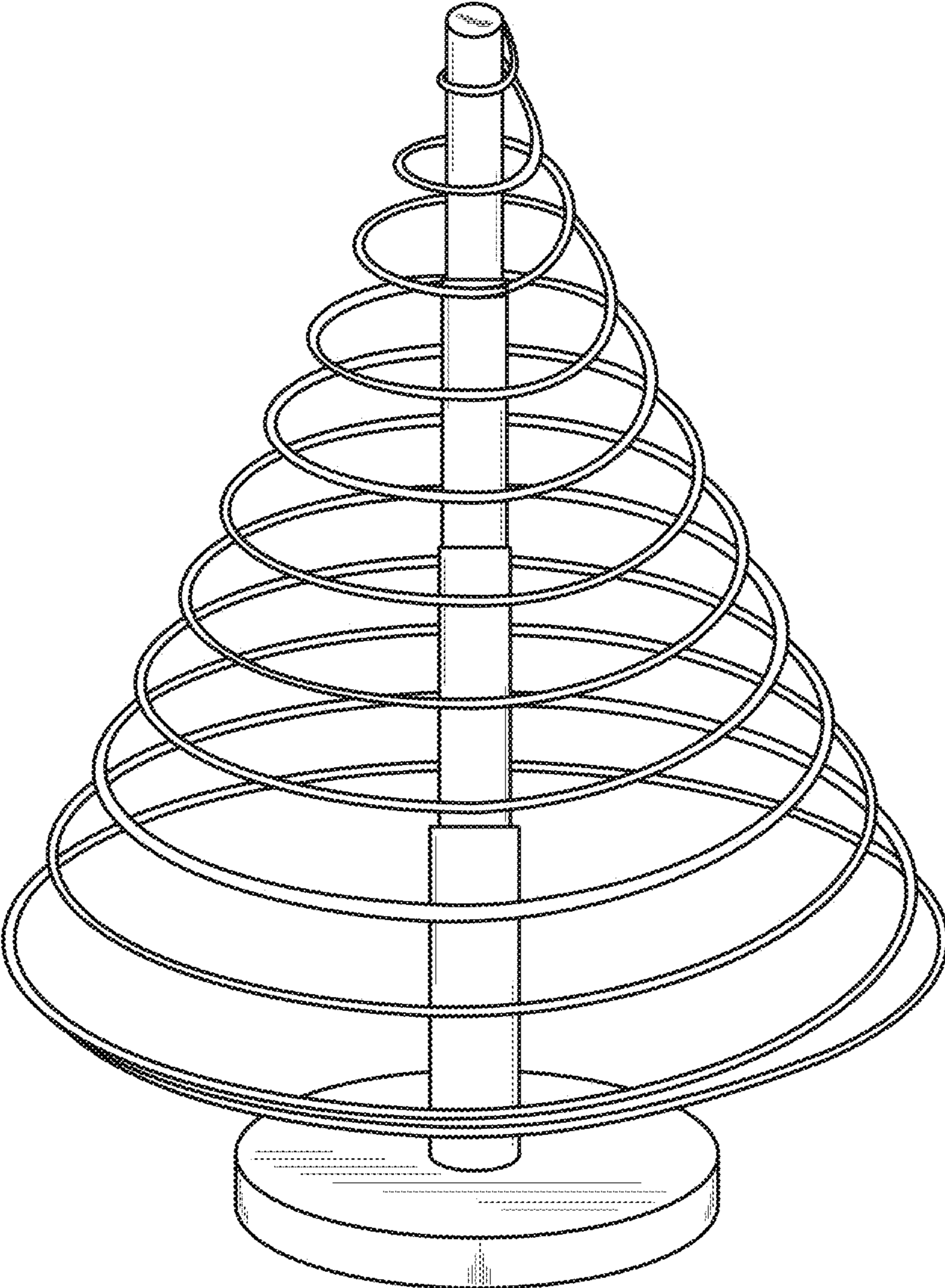


FIG. 1




FIG. 2

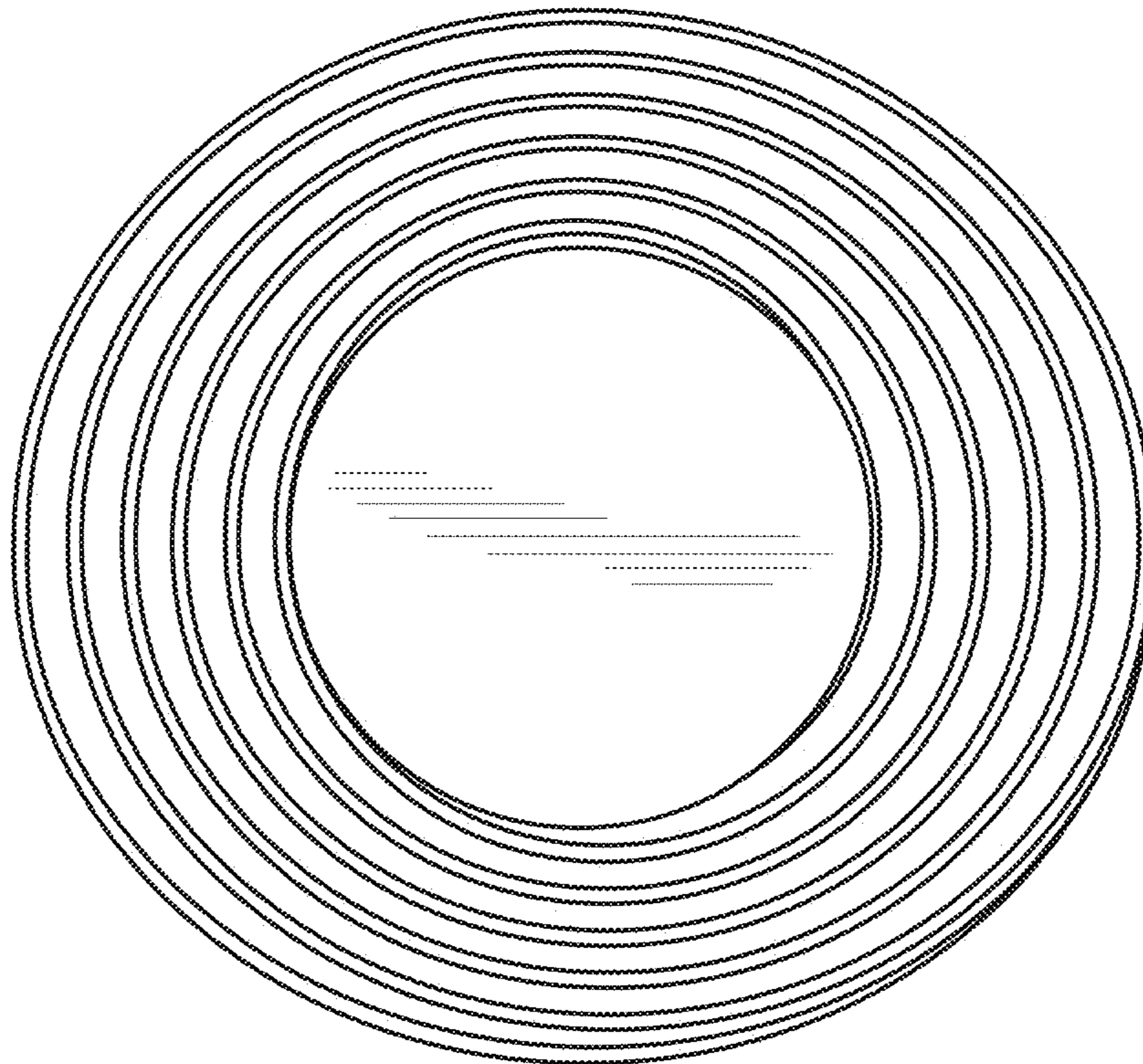


FIG. 3