



US00D905582S

(12) **United States Design Patent**  
**Valzan**

(10) **Patent No.:** **US D905,582 S**

(45) **Date of Patent:** **\*\* Dec. 22, 2020**

(54) **DIAL**

(71) Applicant: **Harry Winston SA**, Plan-les-Ouates (CH)

(72) Inventor: **Sophie Valzan**, Plan-les-Ouates (CH)

(73) Assignee: **Harry Winston SA**, Plan-les Ouates (CH)

(\*\*) Term: **15 Years**

(21) Appl. No.: **29/698,446**

(22) Filed: **Jul. 17, 2019**

(30) **Foreign Application Priority Data**

Jan. 17, 2019 (WO) ..... DM/200356

(51) **LOC (12) Cl.** ..... **10-07**

(52) **U.S. Cl.**  
USPC ..... **D10/125**

(58) **Field of Classification Search**  
USPC ..... D10/30, 31, 32, 33, 34, 35, 36, 37, 38,  
D10/39, 122, 124, 125, 126, 123  
CPC ..... G04B 19/00; G04B 19/02; G04B 19/04;  
G04B 19/042; G04B 19/06; G04B 19/10;  
G04B 19/103; G04B 19/106; G04B  
19/12; G04B 37/00; G04B 37/0008;  
G04B 37/0016; G04B 37/0033; G04B  
37/16; G04B 37/18

See application file for complete search history.

(56) **References Cited**

**U.S. PATENT DOCUMENTS**

D263,377 S \* 3/1982 Bvlgari ..... D10/39  
D288,067 S \* 2/1987 Bonnet ..... D10/39

D722,901 S \* 2/2015 Cerrato ..... D10/126  
D781,724 S \* 3/2017 Abdourahim ..... D10/39  
D794,489 S \* 8/2017 Lasserre ..... D10/123

**FOREIGN PATENT DOCUMENTS**

CH 899162 A4 \* 2/1965 ..... G04D 3/00  
CH 712190 A2 \* 9/2017 ..... G04B 19/103  
GB 1014236 A \* 12/1965 ..... G04D 3/0048  
WO WO-D093820-003 \* 12/2016

**OTHER PUBLICATIONS**

Amazon, Ben Sherman Men's Watch, posted Aug. 2, 2016, [online], [visited Aug. 26, 2020]. Internet, <URL: <https://www.amazon.co.uk/Ben-Sherman-BS136-Analogue-Stainless/dp/B01JICK22Q/ref=>> (Year: 2016).\*

\* cited by examiner

*Primary Examiner* — Sheryl Lane

*Assistant Examiner* — Samantha N Wood

(74) *Attorney, Agent, or Firm* — Blank Rome LLP

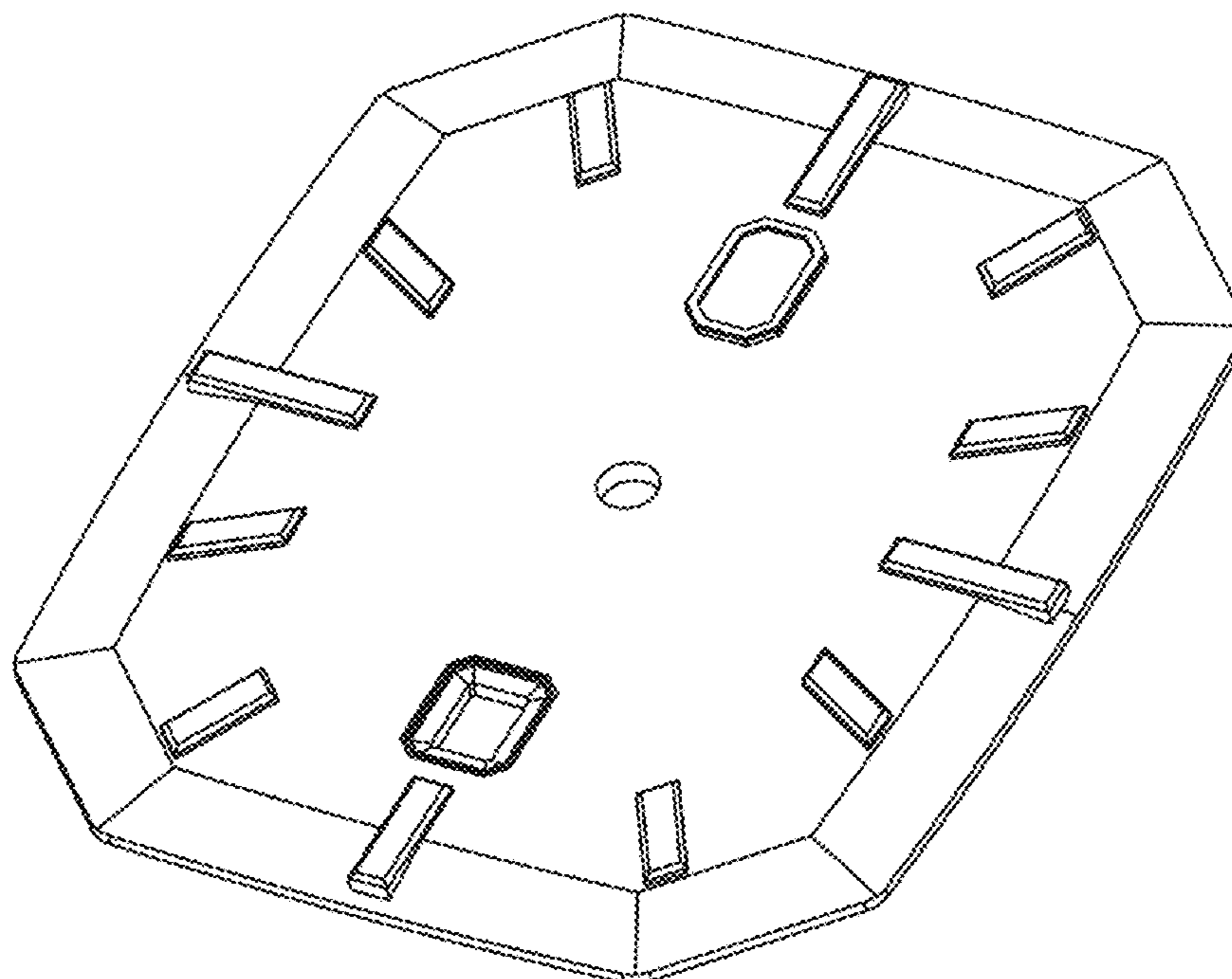
(57) **CLAIM**

The ornamental design for a dial, as shown and described.

**DESCRIPTION**

FIG. 1 is a front view of a dial of the present design;  
FIG. 2 is a rear view thereof;  
FIG. 3 is a left side view thereof;  
FIG. 4 is a top view thereof;  
FIG. 5 is a right side view thereof;  
FIG. 6 is a bottom view thereof;  
FIG. 7 is a front perspective view thereof; and,  
FIG. 8 is a rear perspective view thereof.

**1 Claim, 8 Drawing Sheets**



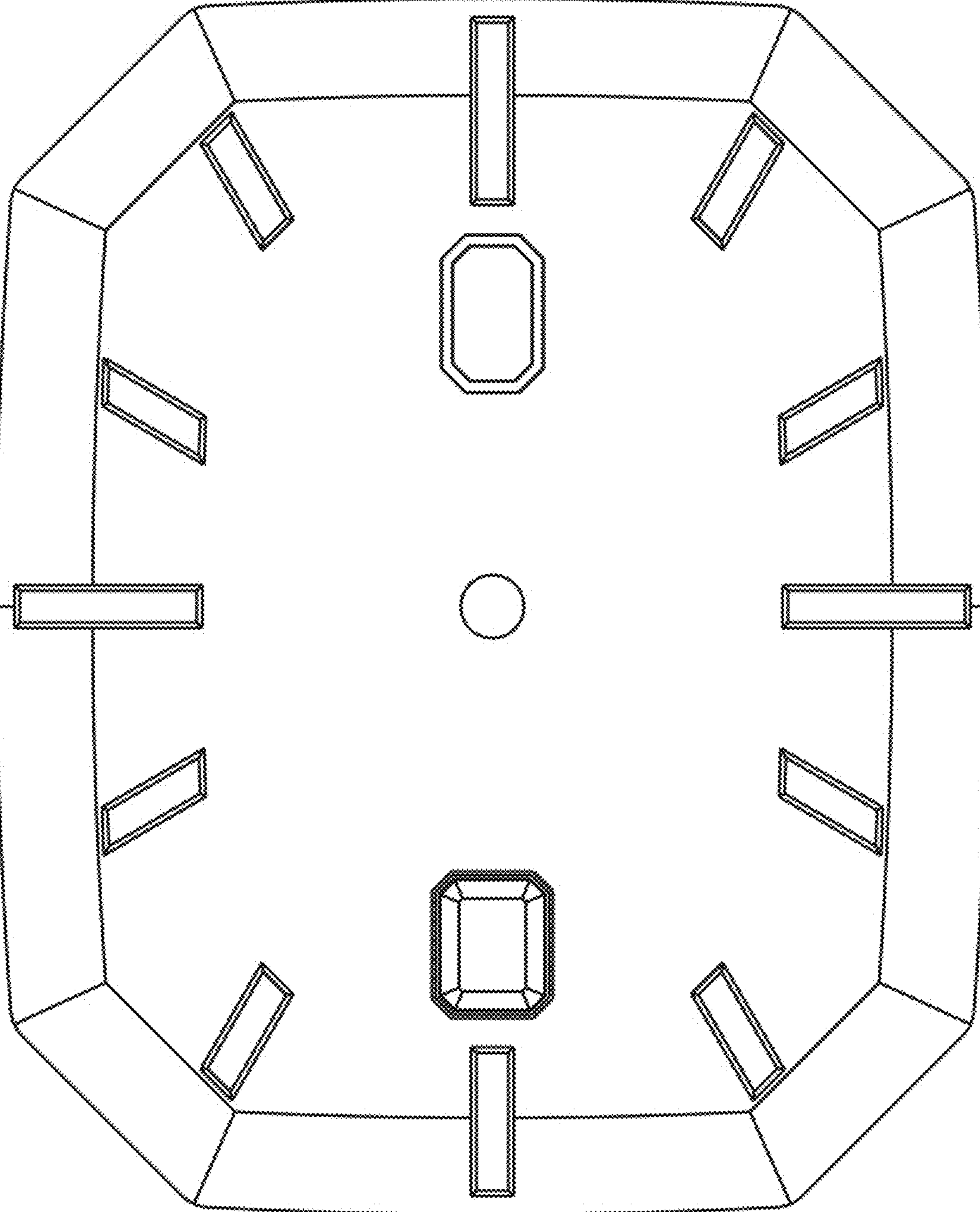


FIG 1

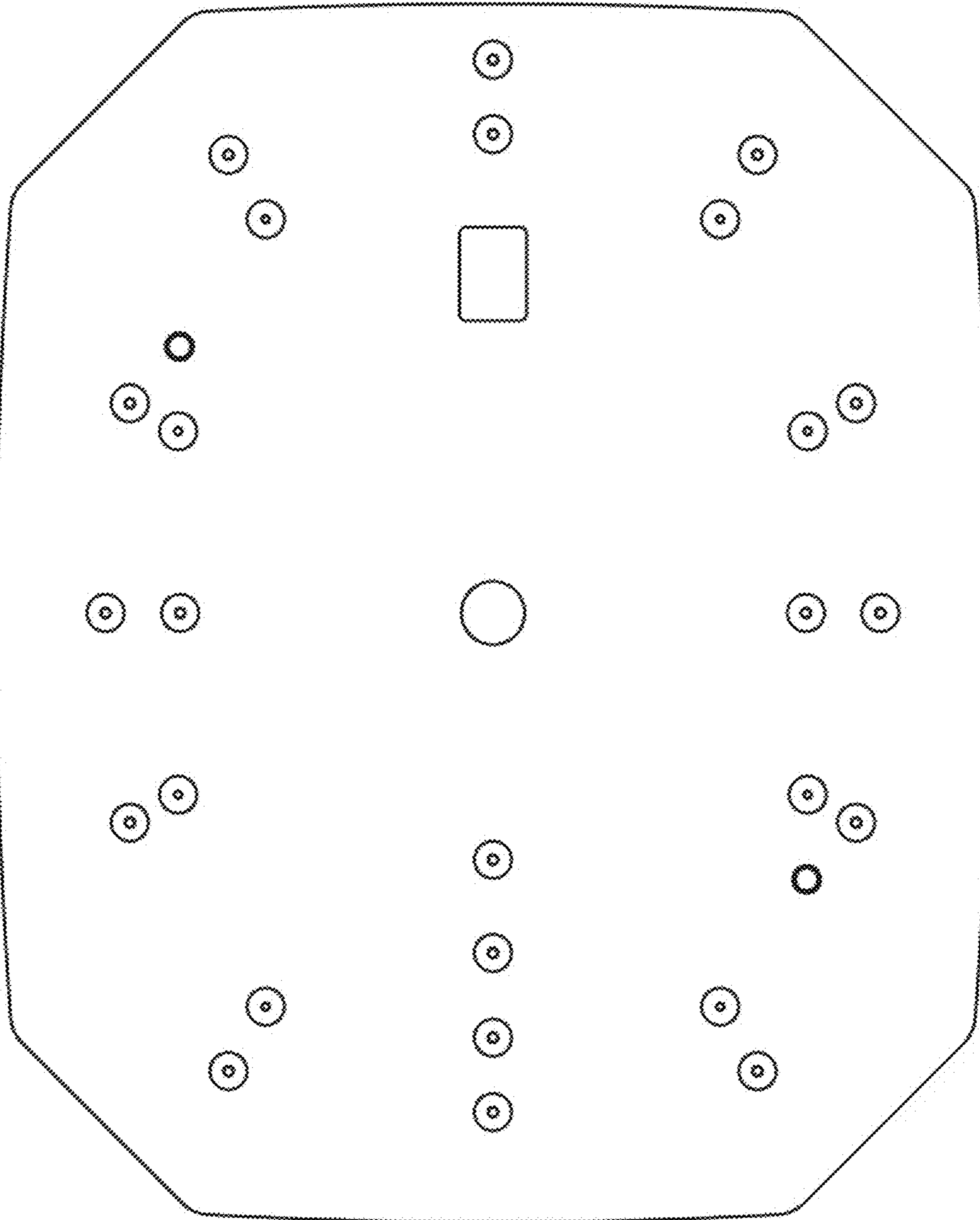


FIG 2



FIG 3




FIG 4

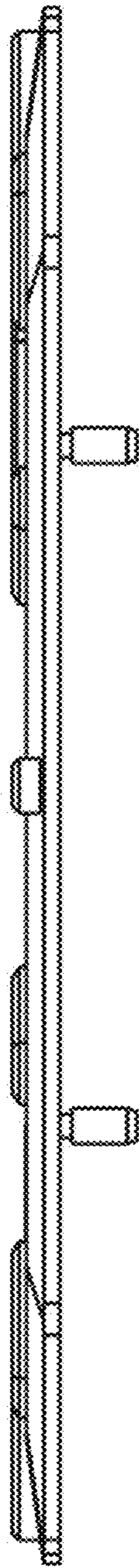


FIG 5

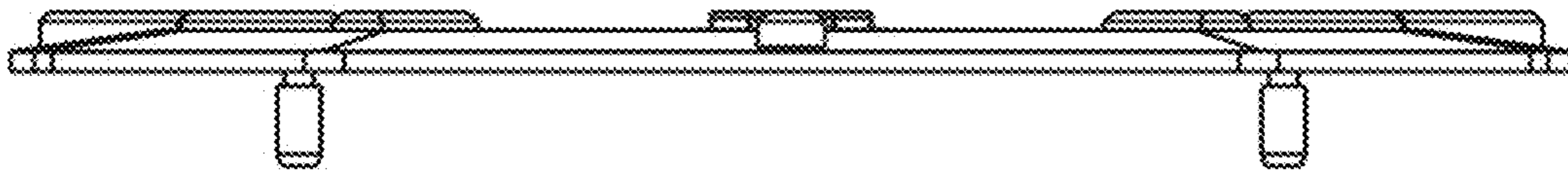


FIG 6

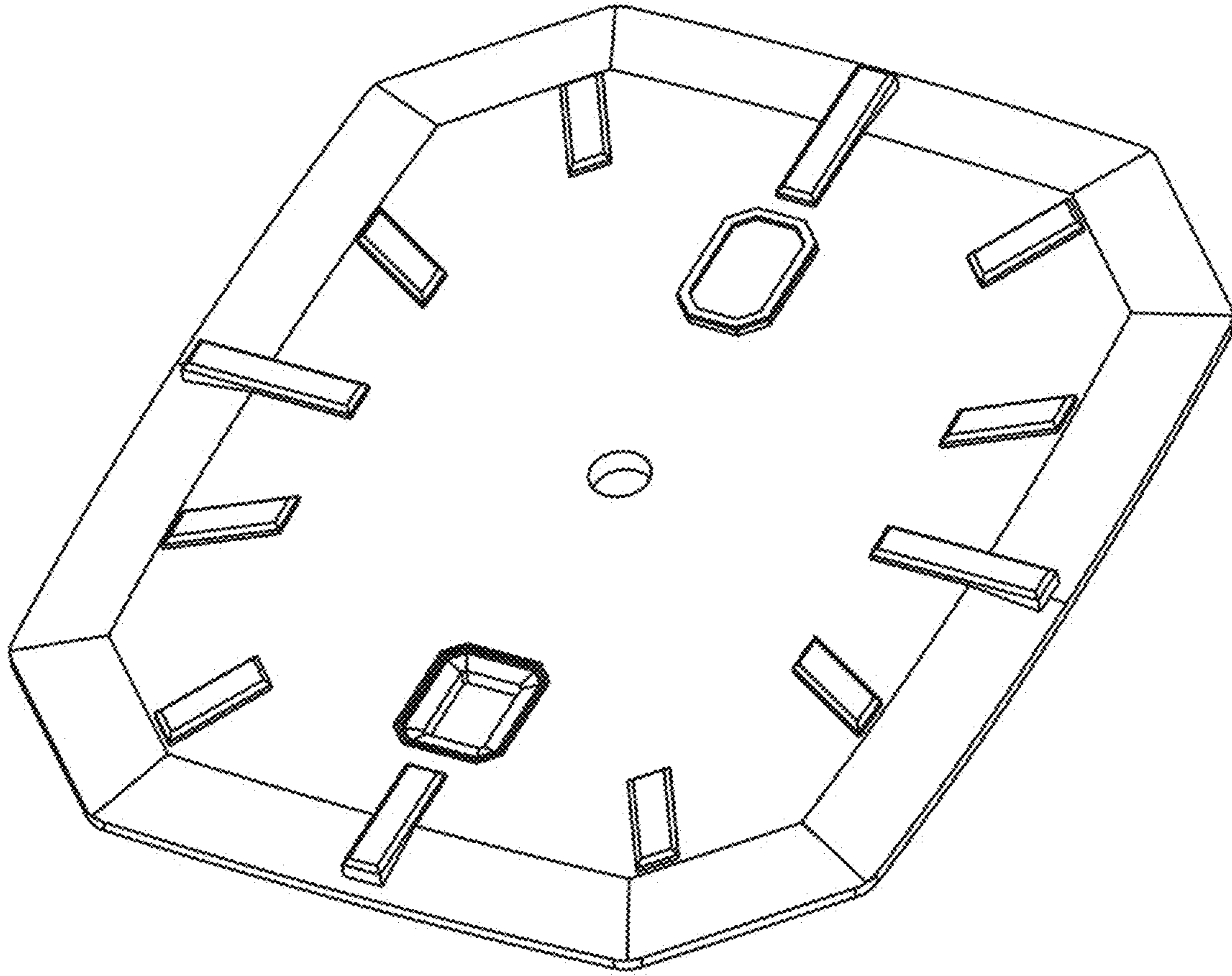


FIG 7



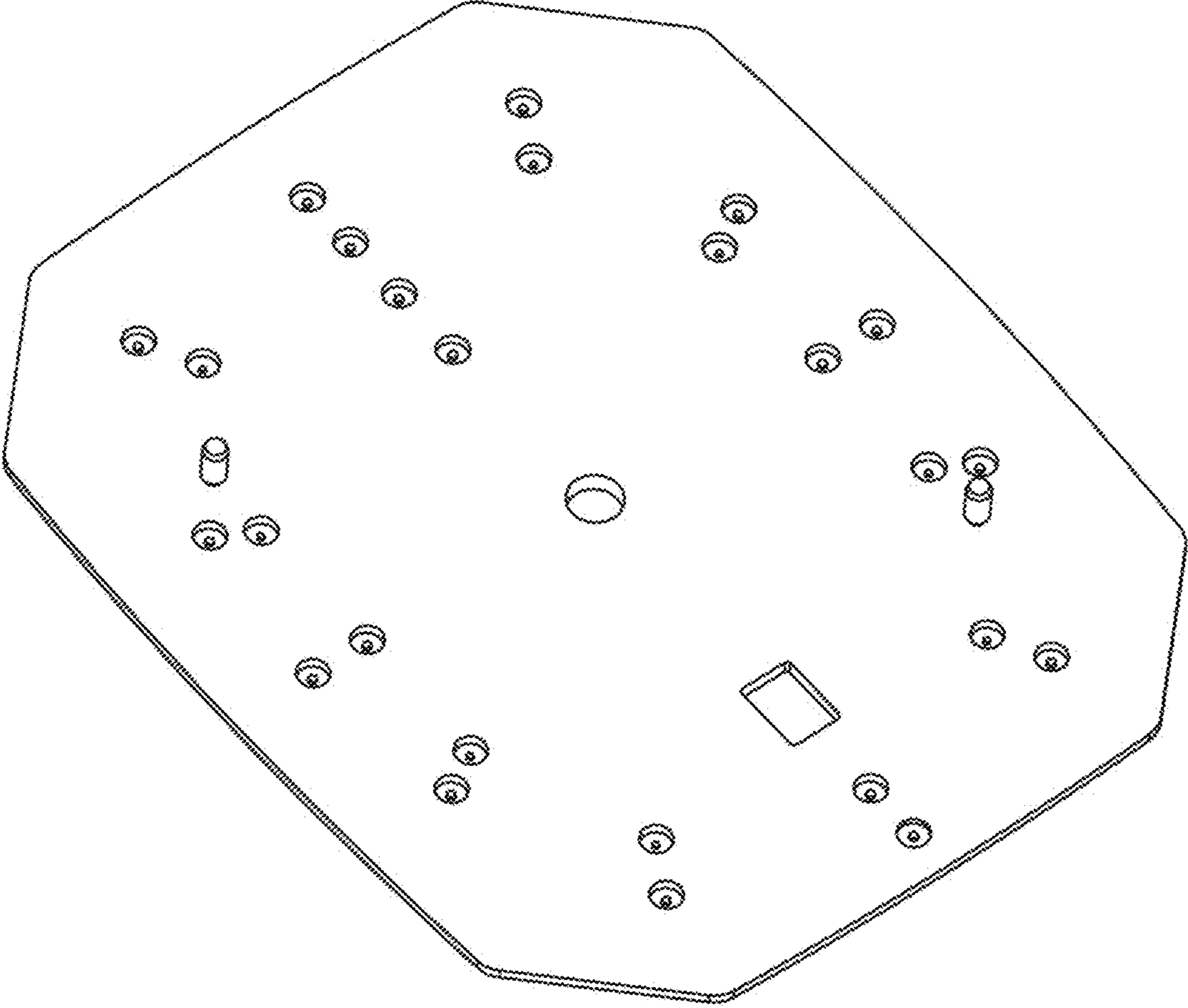


FIG 8