



US00D905580S

(12) **United States Design Patent**  
**Ootsuka**

(10) **Patent No.:** **US D905,580 S**

(45) **Date of Patent:** **\*\* Dec. 22, 2020**

(54) **HOLDER FOR A PORTABLE MANUAL PULSE GENERATOR**

2200/05; A45F 2200/0508; A45F 2200/0516; A45F 2200/0525; A45F 2200/055; Y10S 224/904; Y10S 224/929; Y10S 224/93

(71) Applicant: **FANUC CORPORATION**, Yamanashi (JP)

See application file for complete search history.

(72) Inventor: **Yuuma Ootsuka**, Yamanashi (JP)

(56) **References Cited**

(73) Assignee: **FANUC CORPORATION**, Yamanashi (JP)

U.S. PATENT DOCUMENTS

(\*\*) Term: **15 Years**

D306,594 S \* 3/1990 Taylor ..... 379/455  
D312,534 S \* 12/1990 Nelson ..... D10/80  
D365,927 S \* 1/1996 Cho ..... D10/80  
9,919,423 B2 \* 3/2018 Mazerolle ..... B23Q 1/012

(21) Appl. No.: **29/686,972**

\* cited by examiner

(22) Filed: **Apr. 9, 2019**

*Primary Examiner* — Antoine Duval Davis

(30) **Foreign Application Priority Data**

(74) *Attorney, Agent, or Firm* — Banner & Witcoff, Ltd.

Oct. 31, 2018 (JP) ..... 2018-023878

(51) **LOC (12) Cl.** ..... **10-04**

(52) **U.S. Cl.**

USPC ..... **D10/80**; D3/201; D13/173; D14/251

(58) **Field of Classification Search**

USPC ..... D10/49, 74, 78, 70, 103; D3/201, 202, D3/203.1, 203.2, 215, 218; D13/168, D13/173; D14/241, 25, 253, 451

CPC .... G05B 2219/37225; G05B 2219/409; G05B 2219/35459; G05B 2219/43186; G05B 2219/36463; G05B 2219/39447; G05B 2219/36162; G05B 2219/34016; A45C 11/00; A45C 11/001; A45C 11/002; A45C 11/003; A45F 5/00; A45F 2005/002; A45F 2005/006; A45F 2005/008; A45F

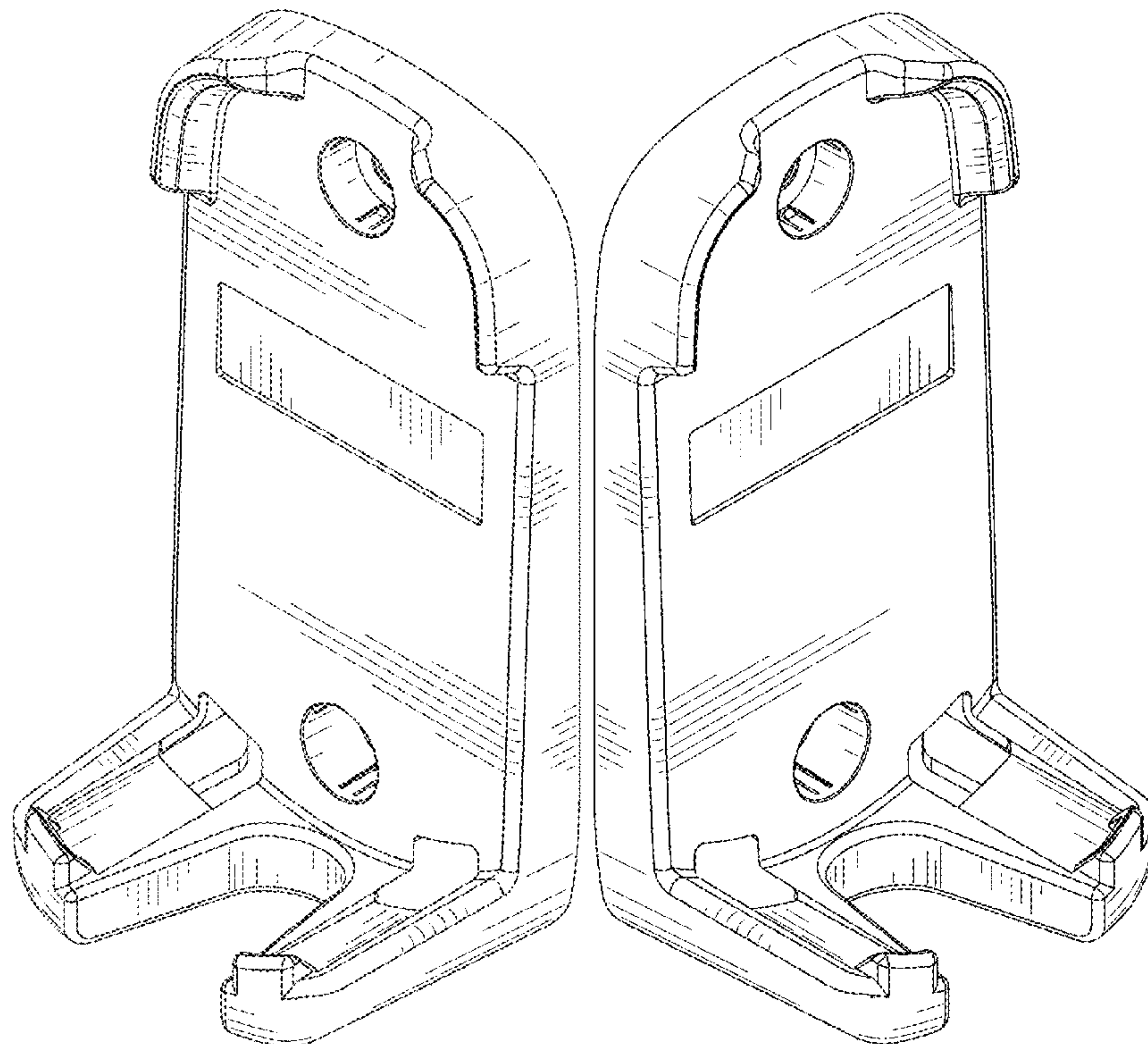
(57) **CLAIM**

The ornamental design for a holder for a portable manual pulse generator, as shown and described.

**DESCRIPTION**

FIG. 1 is a front-left side perspective view of a holder for a portable manual pulse generator showing my new design; FIG. 2 is a front-right side perspective view thereof; FIG. 3 is a front view thereof; FIG. 4 is a right side view thereof; FIG. 5 is a left side view thereof; FIG. 6 is a top plan view thereof; and, FIG. 7 is a bottom view thereof.

**1 Claim, 5 Drawing Sheets**






FIG. 1

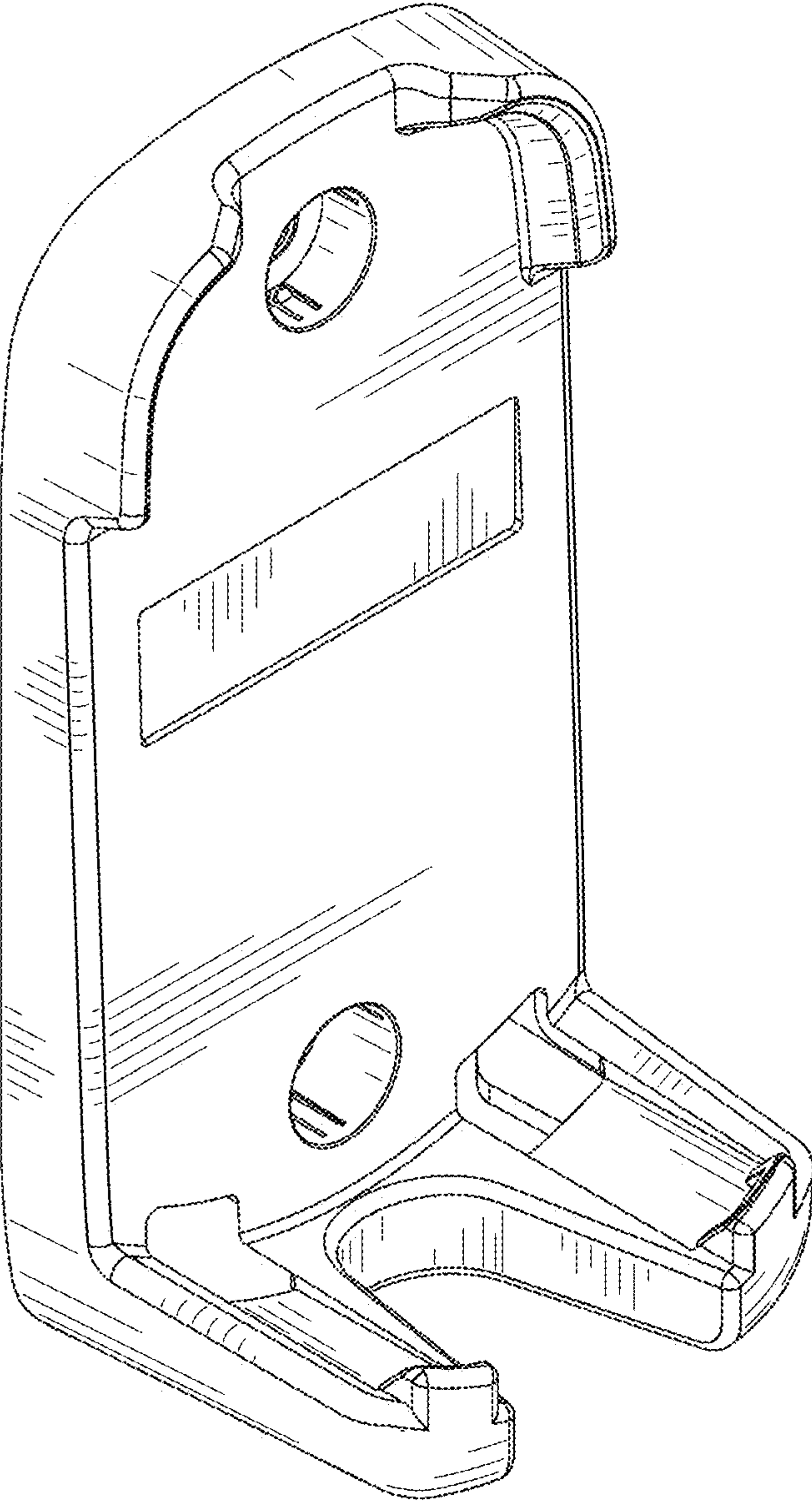


FIG. 2






FIG. 3

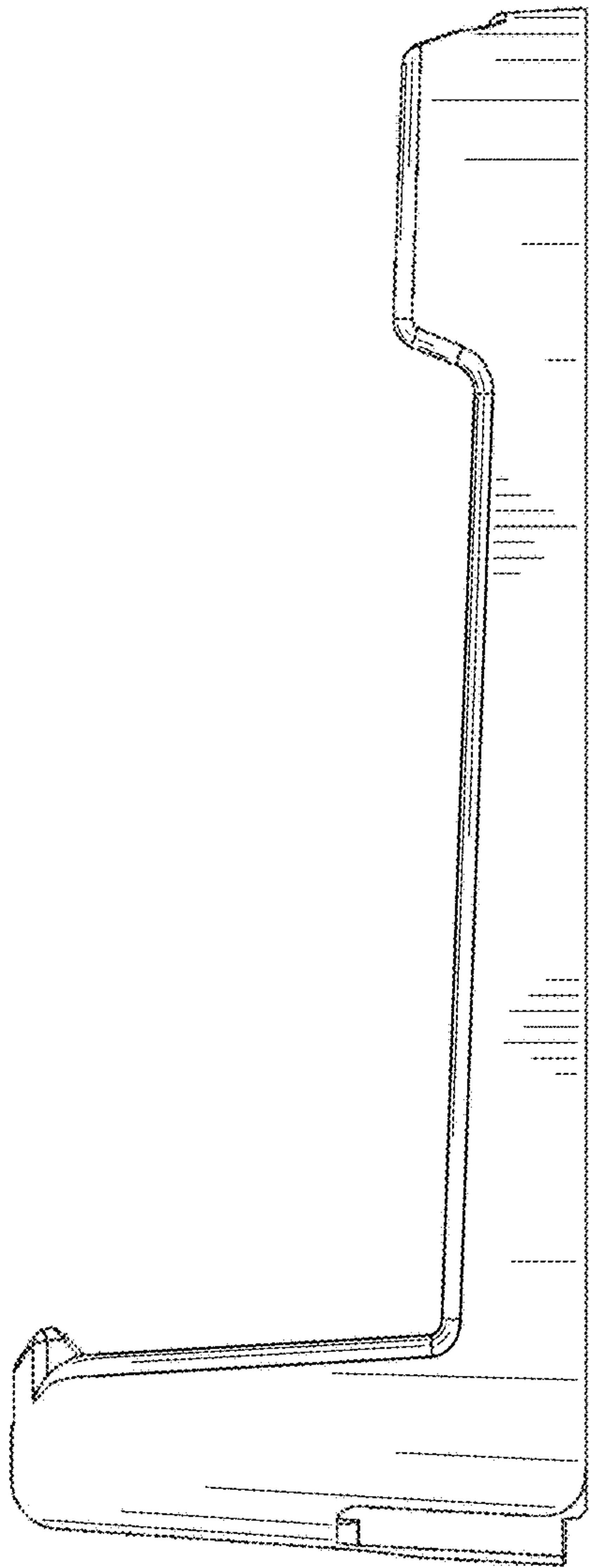


FIG. 4

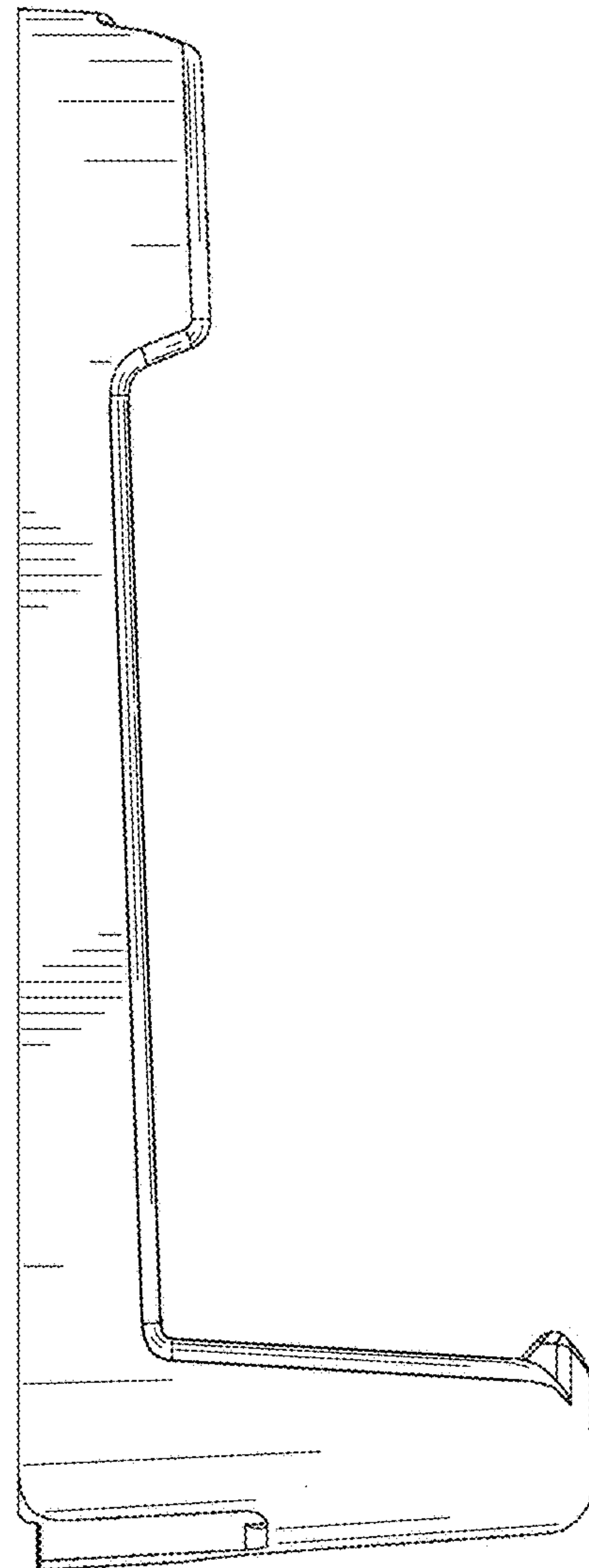


FIG. 5

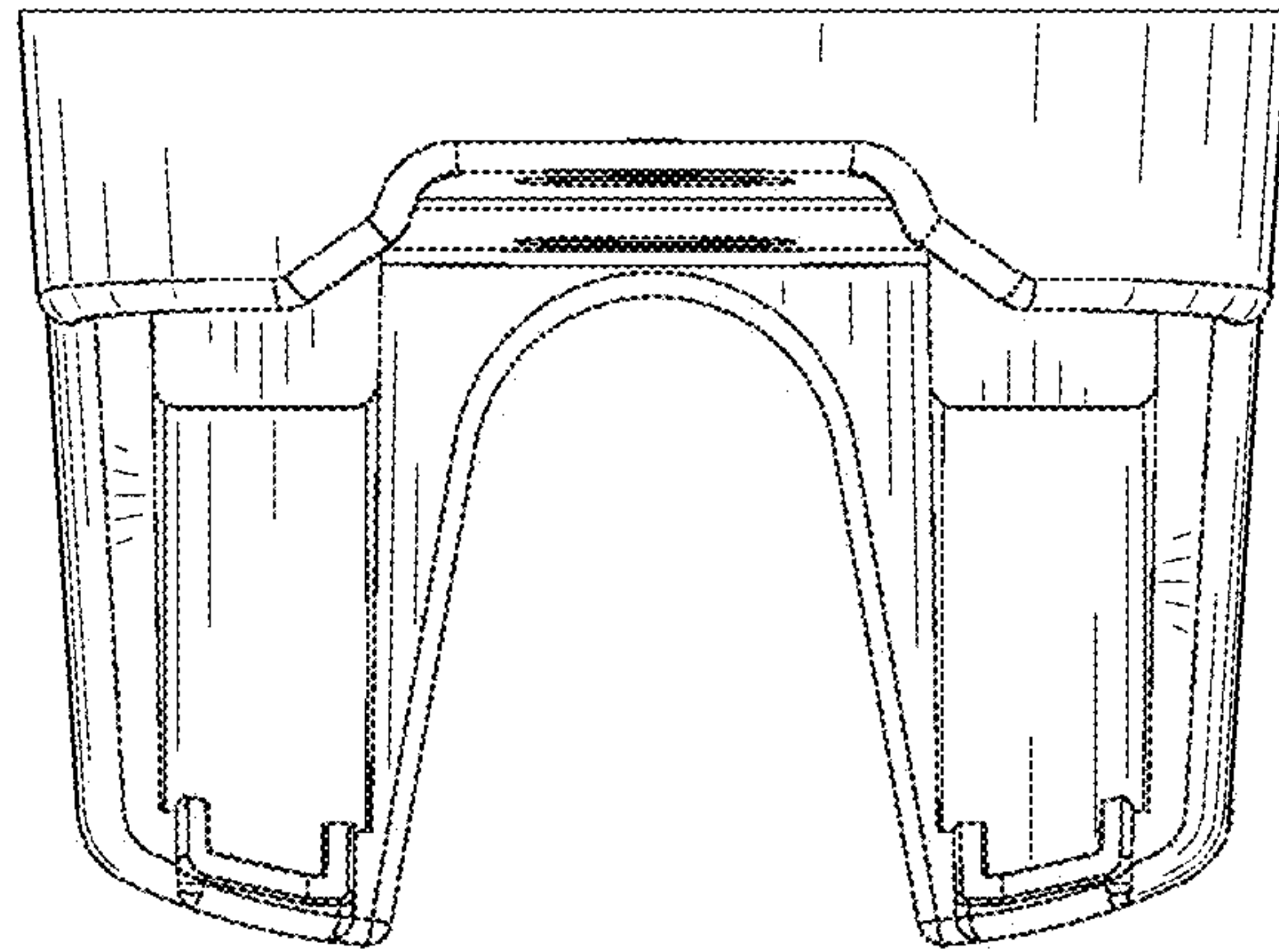


FIG. 6

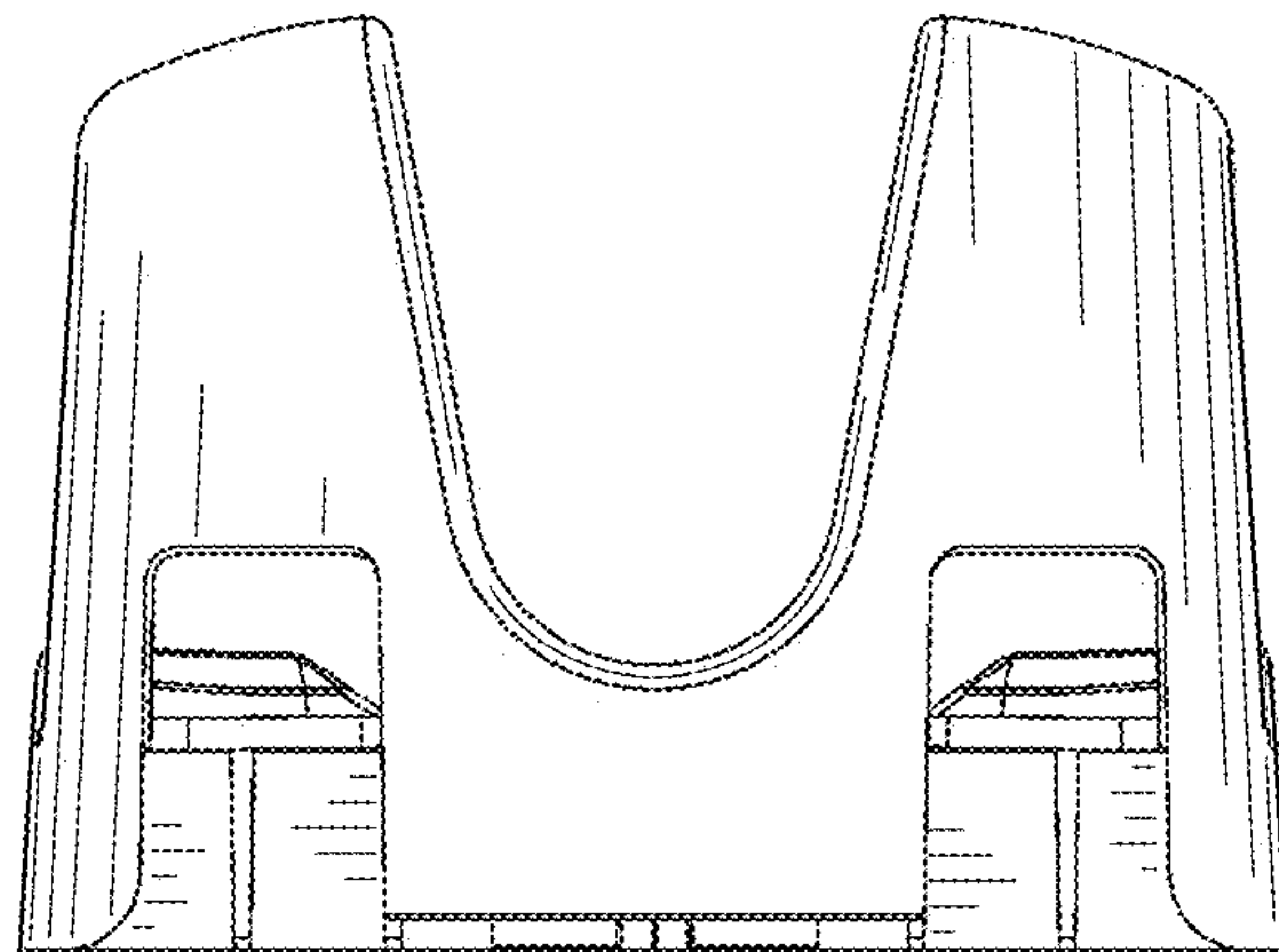


FIG. 7