



US00D905540S

(12) **United States Design Patent** (10) **Patent No.:** **US D905,540 S**
Lekkas (45) **Date of Patent:** **** Dec. 22, 2020**

(54) **WINCH SIDE COVER** 6,616,080 B1 * 9/2003 Edwards A45C 7/0045
191/12.2 R

(71) Applicant: **Dalex Products Pty Ltd**, North
Adelaide (AU) D506,124 S * 6/2005 Strickland D21/777
7,017,887 B1 * 3/2006 Verakis B66D 1/12
254/342

(72) Inventor: **Athan Lekkas**, North Adelaide (AU) 7,108,216 B2 * 9/2006 Burke B65H 75/4434
242/378.1

(73) Assignee: **Dalex Products Pty Ltd** D550,067 S * 9/2007 Hsiao D8/356
D563,773 S * 3/2008 Pitcher D8/358
D595,121 S * 6/2009 Murphy D8/358
D595,921 S * 7/2009 Walstrom D34/33
7,654,484 B2 * 2/2010 Mogensen A61M 39/08
242/402

(**) Term: **15 Years** D632,548 S * 2/2011 Tracey B65H 75/40
D8/358

(21) Appl. No.: **29/697,010** 7,959,444 B2 * 6/2011 Corless H01R 31/06
439/4

(22) Filed: **Jul. 3, 2019** D657,931 S * 4/2012 Anderson D34/33
8,387,763 B2 * 3/2013 Burke B65H 75/4449
191/12.2 R

(51) **LOC (12) Cl.** **09-06**

(52) **U.S. Cl.**
USPC **D8/356; D34/33**

(58) **Field of Classification Search**
USPC D8/323, 349, 356, 394; D12/412;
16/250, 338, 227; 242/388.6; D13/155;
D34/33
CPC E05D 11/082; E05D 5/12; E05D 1/02;
B64G 1/222; B60N 2/01508
See application file for complete search history.

(Continued)

Primary Examiner — Cynthia R Underwood
(74) *Attorney, Agent, or Firm* — Sand, Sebolt & Wernow
Co., LPA

(57) **CLAIM**

The ornamental design for a winch side cover, as shown and described.

(56) **References Cited**

U.S. PATENT DOCUMENTS

2,979,576 A * 4/1961 Huber H02G 11/02
191/12.4

3,939,729 A * 2/1976 Brockelsby B66D 5/34
74/575

4,215,850 A * 8/1980 Haase B66D 1/14
254/339

D330,364 S * 10/1992 Trinkle D13/107

5,374,035 A * 12/1994 Santos B66D 1/12
254/323

D364,027 S * 11/1995 Hung D34/33

D407,883 S * 4/1999 Okerlund D34/33

D425,783 S * 5/2000 Ishida D8/356

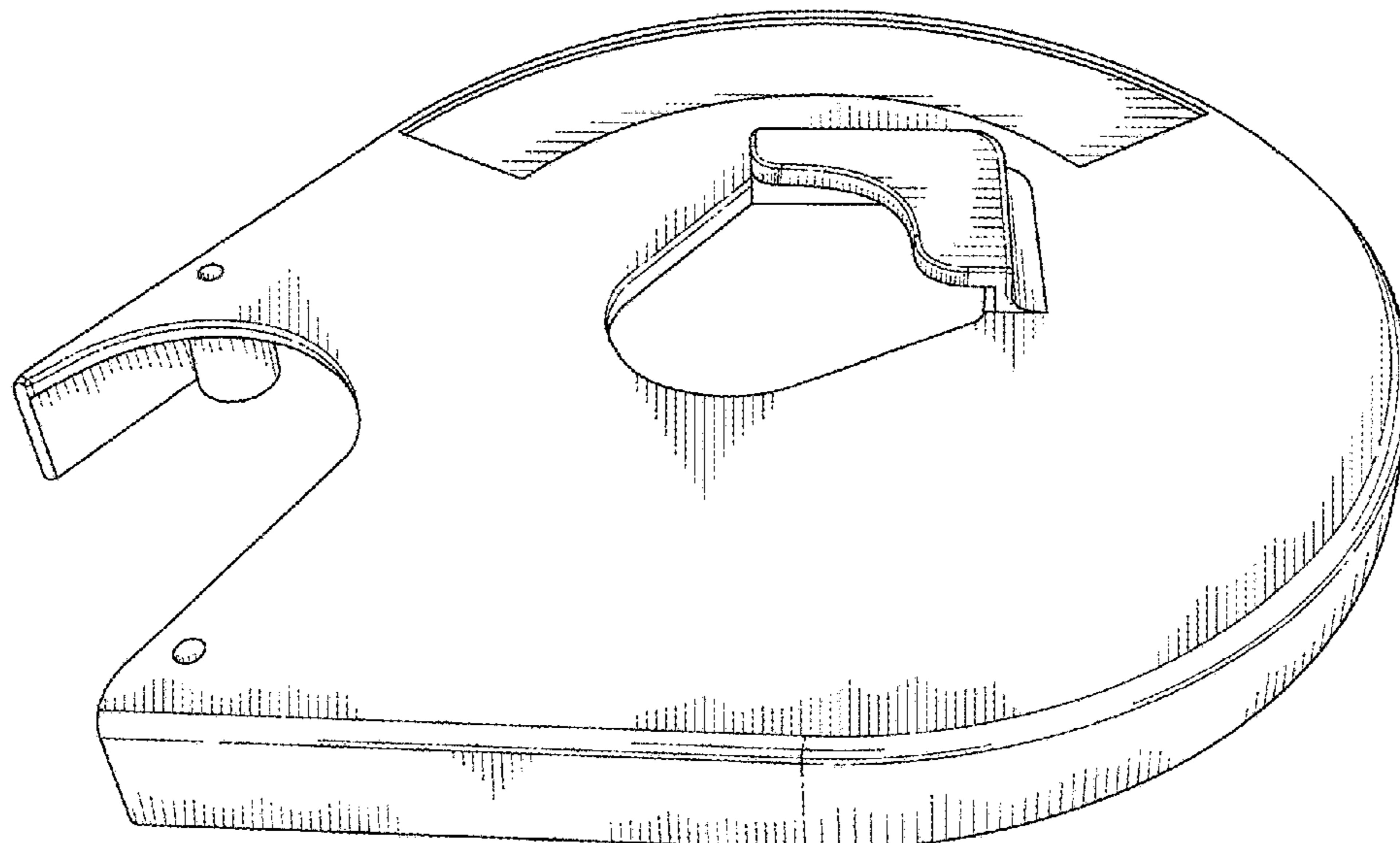
D427,408 S * 6/2000 Daniels D34/33

6,116,580 A * 9/2000 Hull B66D 1/06
254/357

DESCRIPTION

FIG. 1 is a front perspective view of a winch side cover in accordance with my design;
FIG. 2 is a front elevation view thereof;
FIG. 3 is a rear elevation view thereof;
FIG. 4 is left side elevation view thereof;
FIG. 5 is a right side elevation view thereof;
FIG. 6 is a top plan view thereof;
FIG. 7 is a bottom plan view thereof; and,
FIG. 8 is a rear perspective view thereof.

1 Claim, 6 Drawing Sheets



(56)

References Cited

U.S. PATENT DOCUMENTS

8,657,260 B2 *	2/2014	Anderson	B60P 3/122	D839,527 S *	1/2019	Goetsch	D34/33
				254/323	D844,927 S *	4/2019	Walstrom	D34/33
8,695,945 B2 *	4/2014	Guyard	B66D 1/06	D866,115 S *	11/2019	Fretz	D34/33
				254/346	D867,713 S *	11/2019	Christensen	D34/33
8,720,865 B2 *	5/2014	Anderson	B66D 1/7489	D867,714 S *	11/2019	Christensen	D34/33
				254/342	D887,652 S *	6/2020	Taylor	D30/153
8,973,857 B2 *	3/2015	Moore	B65H 75/4431	10,737,903 B2 *	8/2020	Poutiainen	B65H 75/4434
				242/378	10,777,948 B2 *	9/2020	Thaker	H01R 13/70
9,206,022 B2 *	12/2015	Burneister	B66D 1/34	2003/0038209 A1 *	2/2003	Remeczky	H02G 11/02
D753,001 S *	4/2016	DeLeo	D10/72					242/610.6
D781,996 S *	3/2017	Niitsuma	D22/137	2010/0148139 A1 *	6/2010	Anderson	B66D 1/14
D787,921 S *	5/2017	Vänttilä	D8/359					254/357
D792,756 S *	7/2017	Vanttila	D8/356	2011/0278521 A1 *	11/2011	Okerlund	B66D 3/02
10,125,845 B2 *	11/2018	Ishii	F16G 11/101					254/344
					2012/0181492 A1 *	7/2012	Matos	B66D 1/12
									254/323
					2020/0006902 A1 *	1/2020	Thaker	H01R 13/514

* cited by examiner

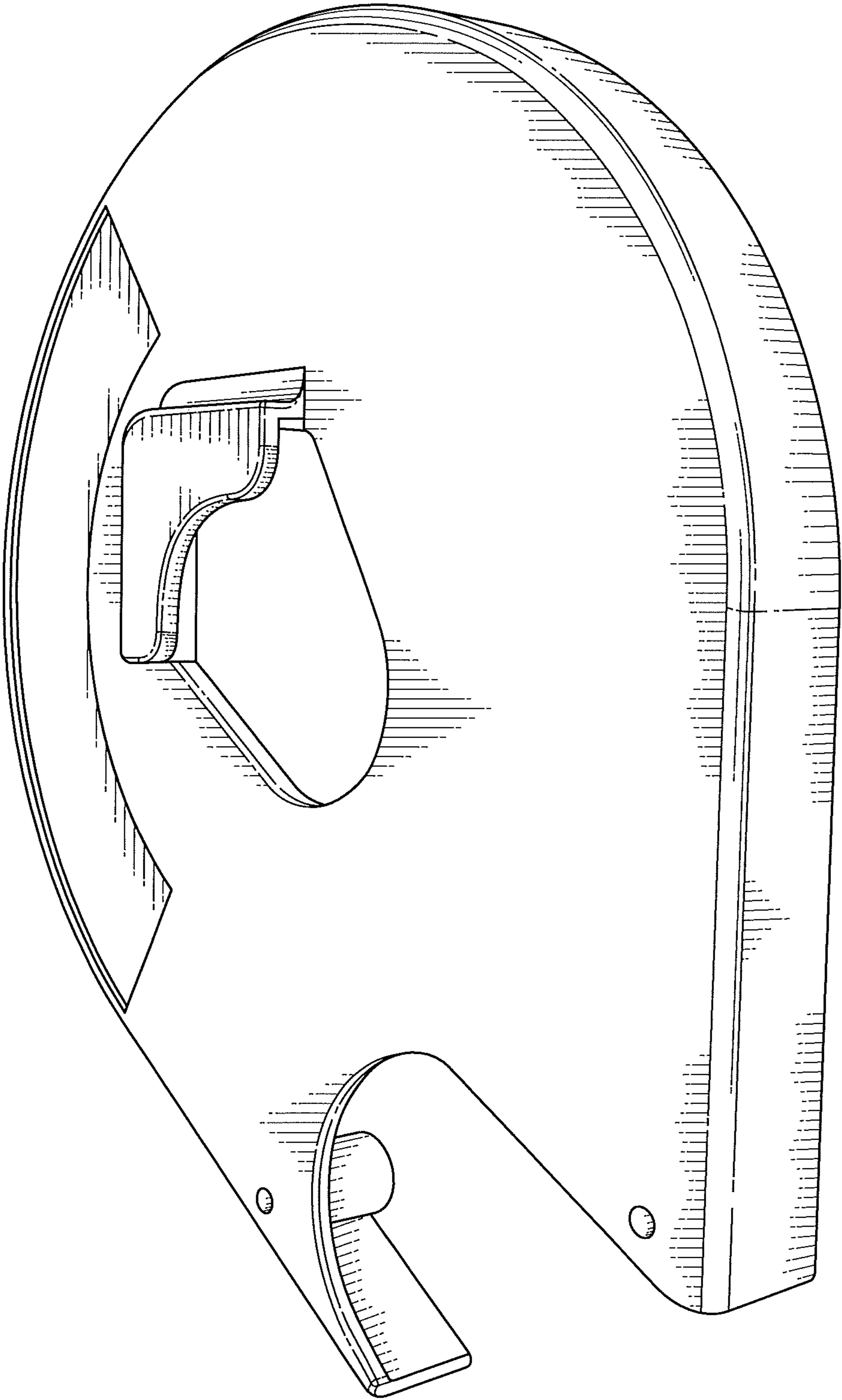


FIG. 1

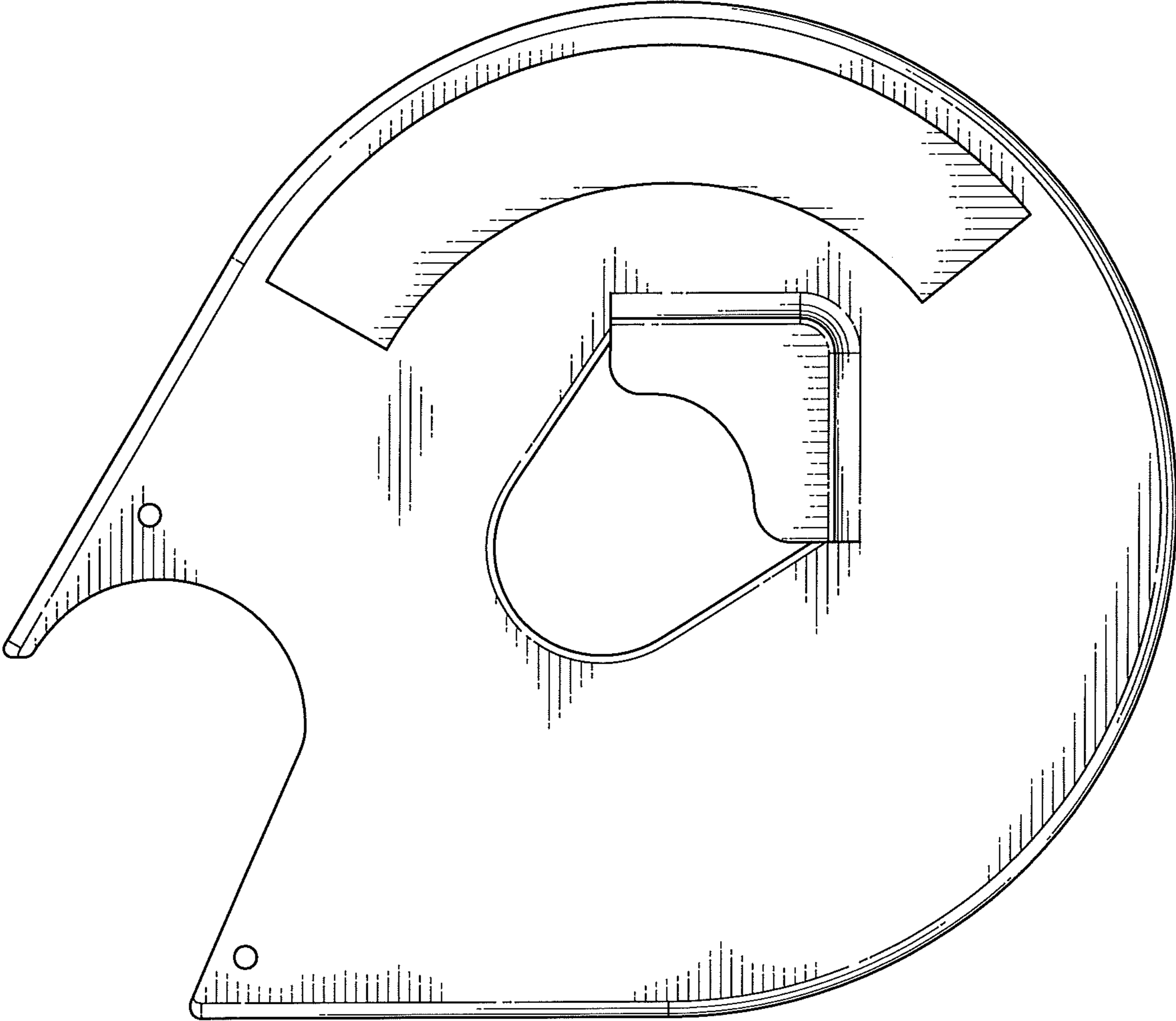


FIG. 2

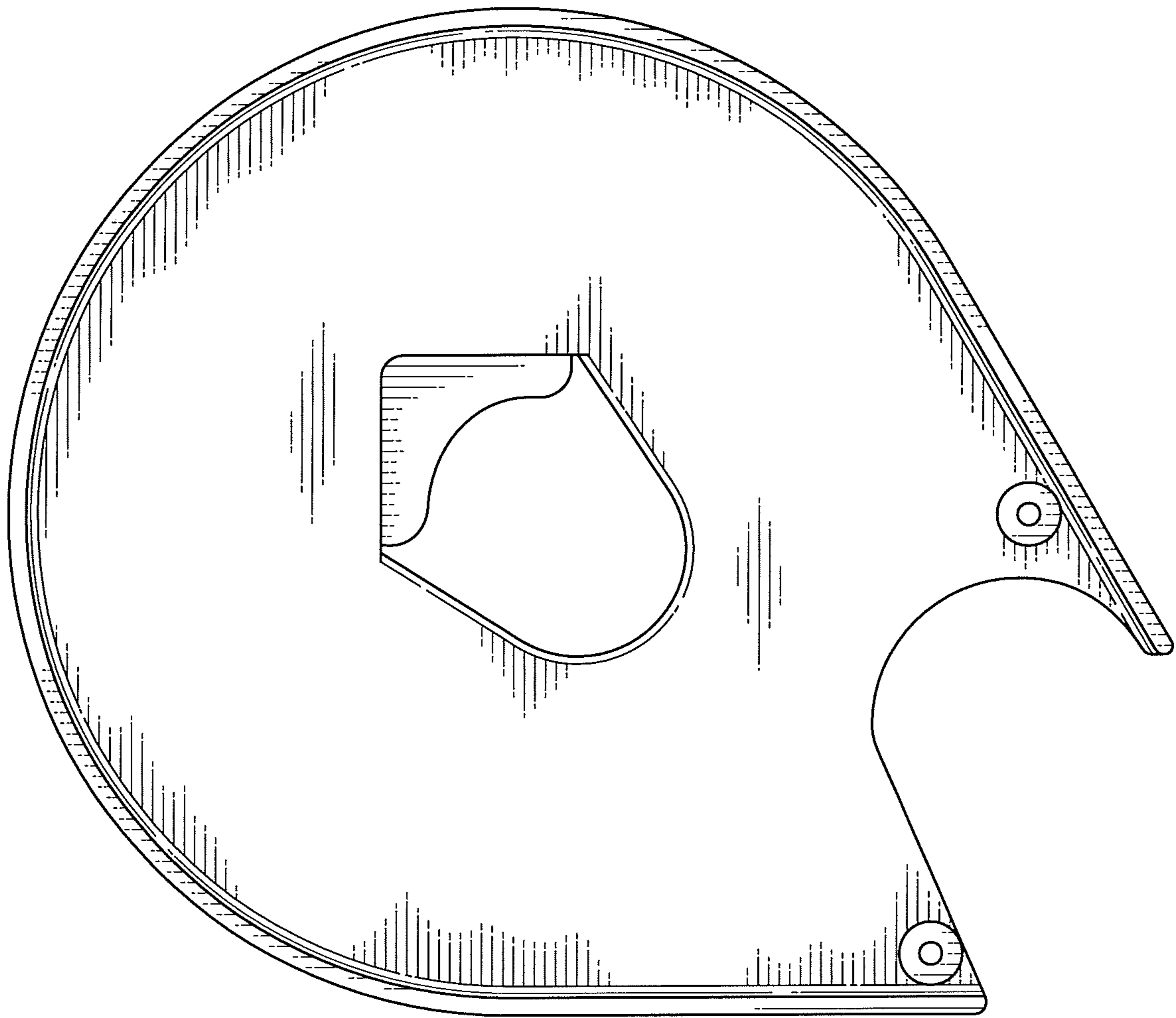


FIG. 3




FIG. 4

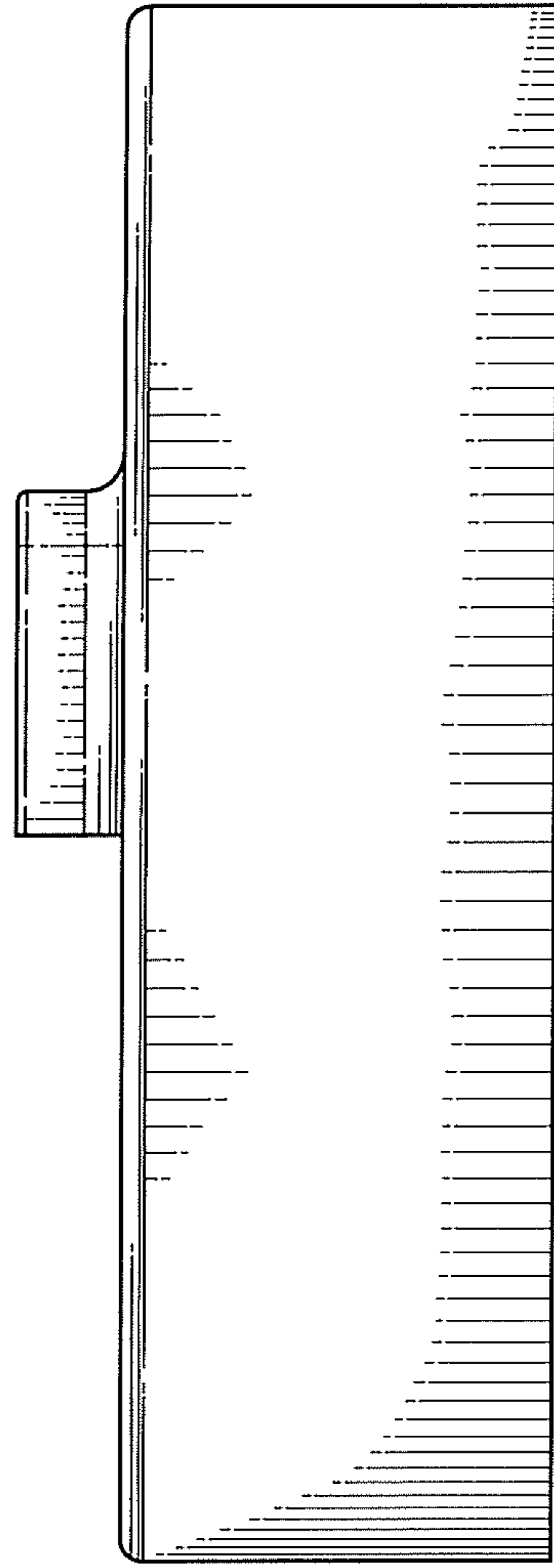


FIG. 5

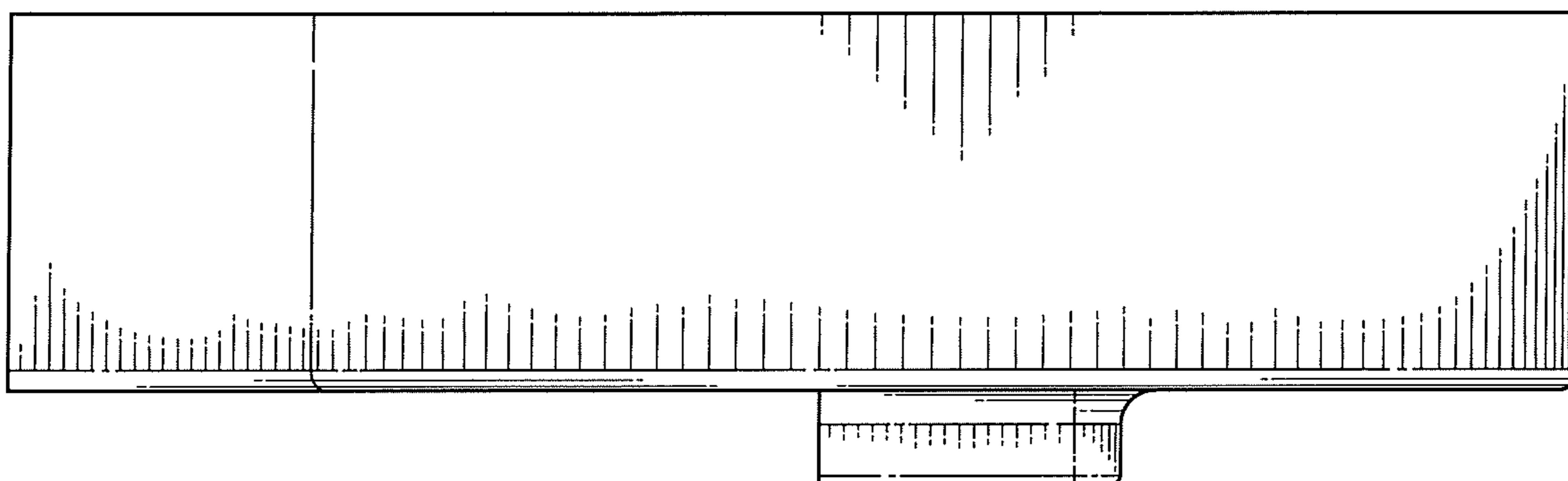


FIG. 6

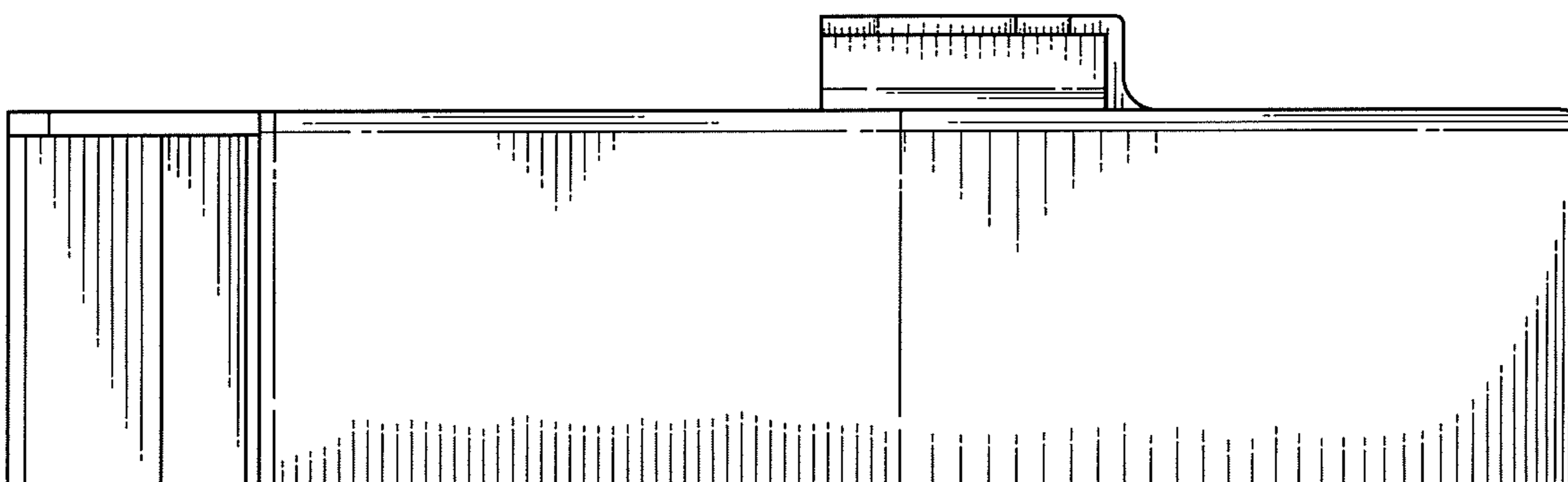


FIG. 7

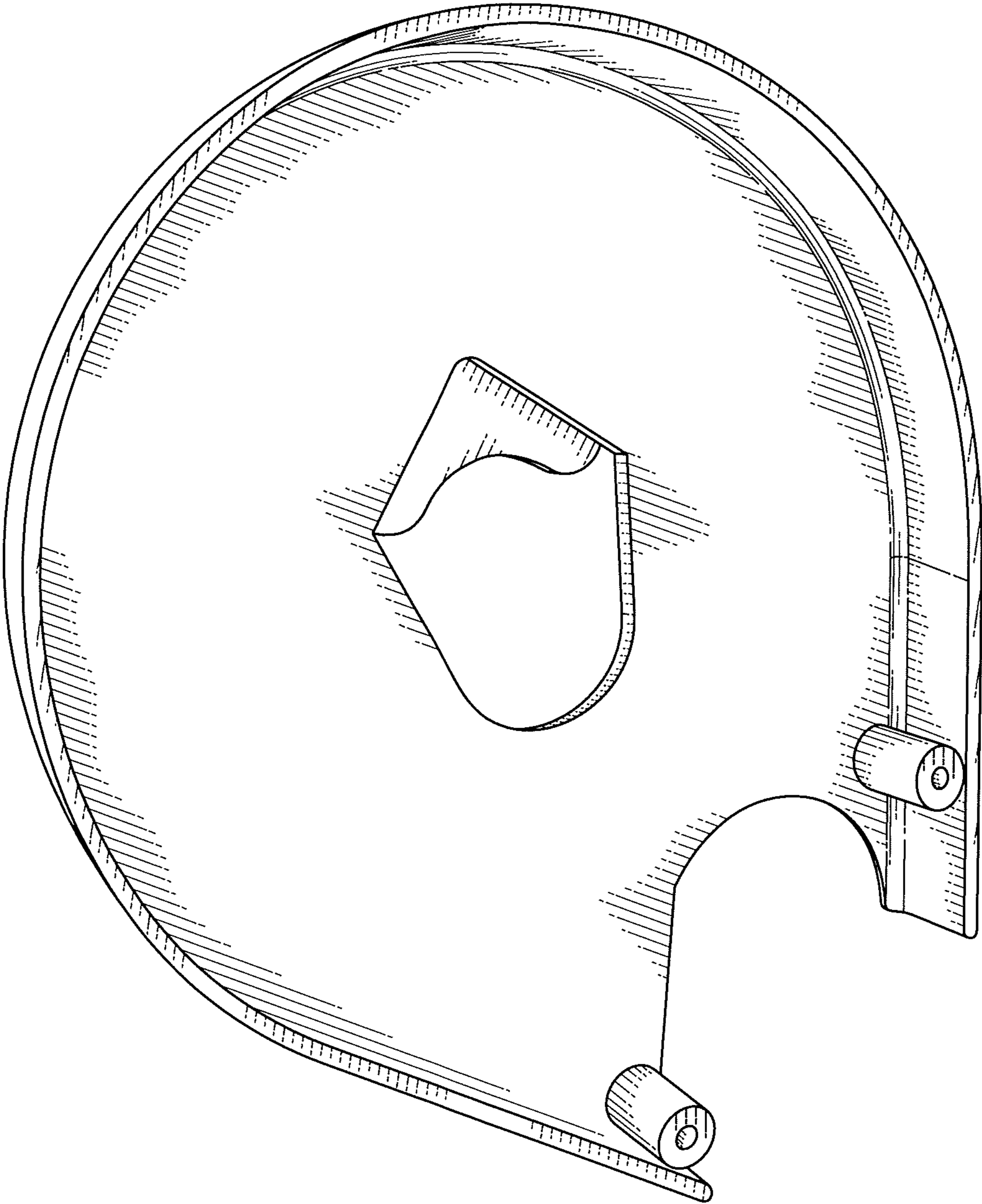


FIG. 8