



US00D905531S

(12) **United States Design Patent** (10) **Patent No.:** **US D905,531 S**
Su et al. (45) **Date of Patent:** **** Dec. 22, 2020**

(54) **ELECTRONIC DOOR LOCK**

(71) Applicant: **Gallery Specialty Hardware Ltd.,**
Downsview (CA)

(72) Inventors: **Zhi Yong Su, Shenzhen (CN); David A. Turk, Downsview (CA); Daniel K. Cook, Downsview (CA)**

(73) Assignee: **Gallery Specialty Hardware Ltd.,**
Downsview (CA)

(**) Term: **15 Years**

(21) Appl. No.: **29/661,133**

(22) Filed: **Aug. 24, 2018**

(51) **LOC (12) Cl.** **08-07**

(52) **U.S. Cl.**
USPC **D8/331**

(58) **Field of Classification Search**
USPC D8/330, 331
CPC G07C 9/00309; G07C 9/00; G05B 19/02;
G05B 8/02; Y10T 70/7051
See application file for complete search history.

(56) **References Cited**

U.S. PATENT DOCUMENTS

4,843,851 A * 7/1989 Frolov E05B 47/0673
70/277

6,145,353 A * 11/2000 Doucet E05B 47/0692
70/149

D593,087 S 5/2009 Andre et al.
D618,677 S 6/2010 Andre et al.
8,079,240 B2 * 12/2011 Brown E05B 47/0676
70/277

D672,769 S 12/2012 Andre et al.
9,580,934 B2 * 2/2017 Baty E05B 47/0012
9,691,203 B1 * 6/2017 Shen G07C 9/30
D802,395 S * 11/2017 Hsu D8/330
D802,397 S * 11/2017 Schneider D8/331

* cited by examiner

Primary Examiner — Doris Clark

(74) *Attorney, Agent, or Firm* — Bereskin & Parr LLP

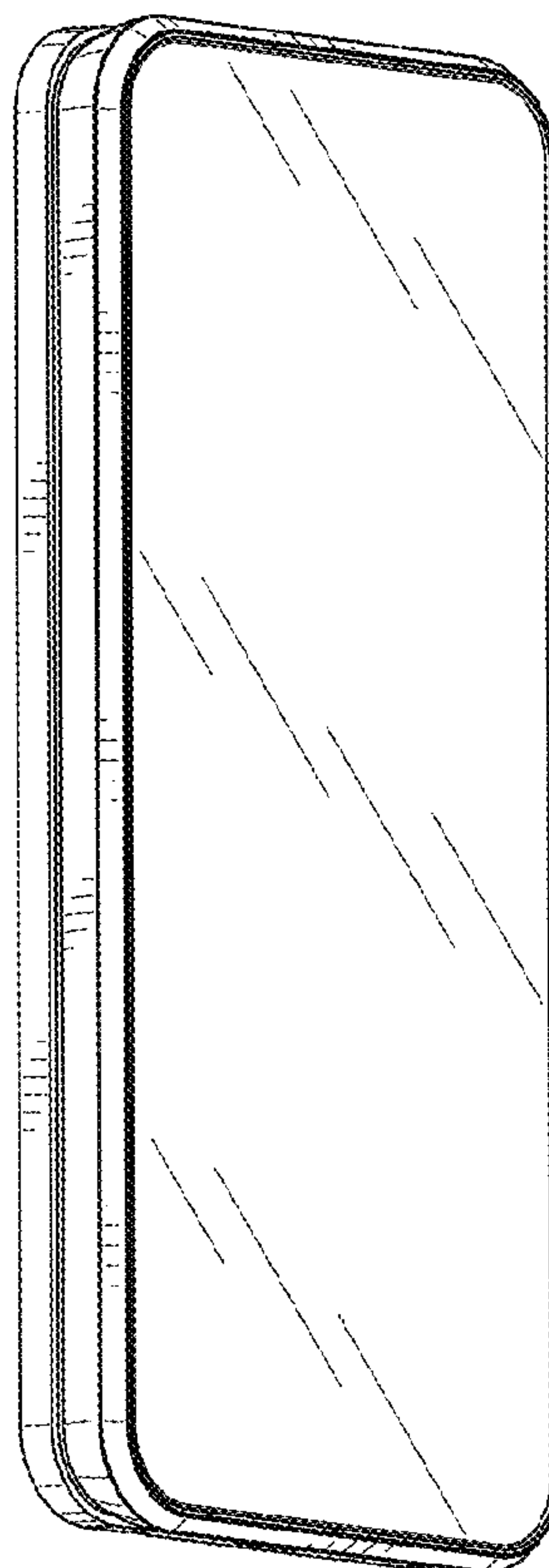
(57) **CLAIM**

The ornamental design for an electronic door lock, as shown and described.

DESCRIPTION

FIG. 1 is a front perspective view of an electronic door lock made in accordance with the subject design; FIG. 2 is a front elevation view thereof; FIG. 3 is a left side elevation view thereof; FIG. 4 is a right side elevation view thereof; FIG. 5 is a top plan view thereof; FIG. 6 is a bottom plan view thereof; and, FIG. 7 is a rear elevation view thereof. The broken lines in the Figures show portions which form no part of the claimed design.

1 Claim, 2 Drawing Sheets



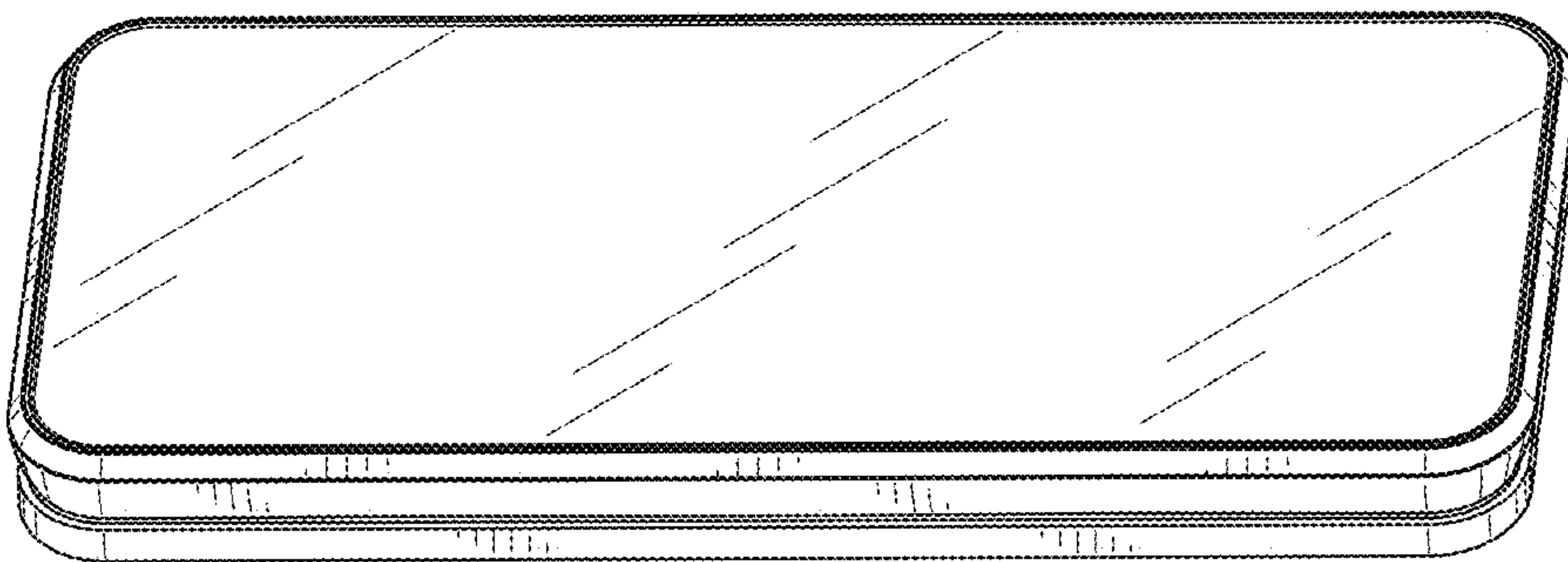


FIG. 1

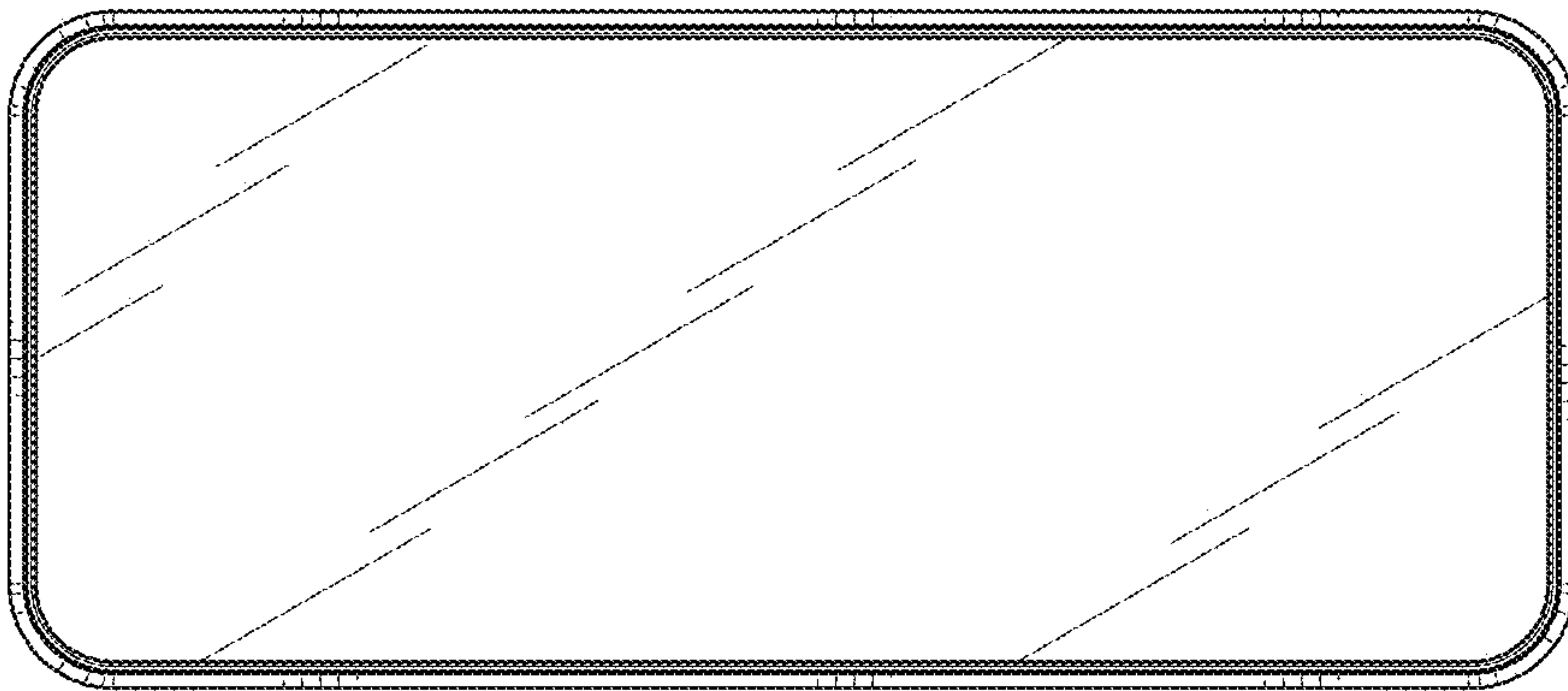


FIG. 2

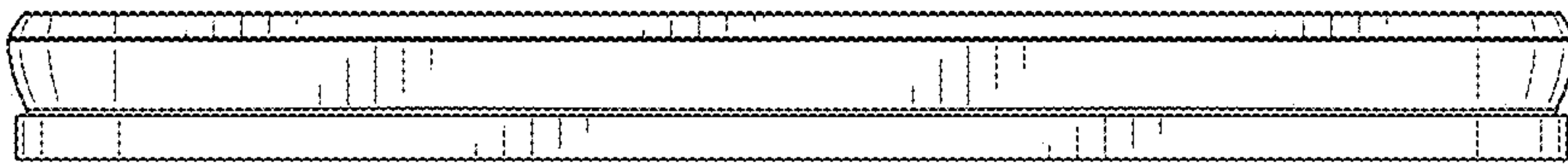


FIG. 3

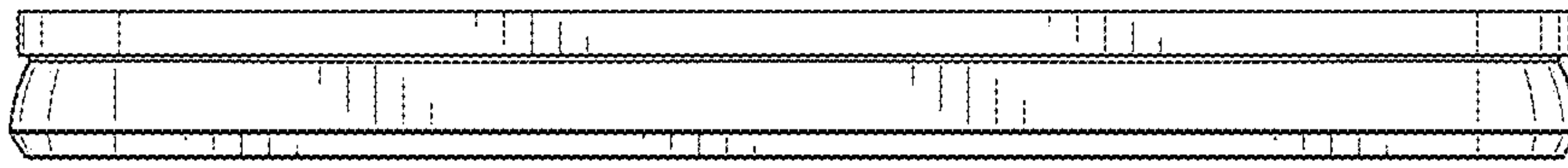


FIG. 4

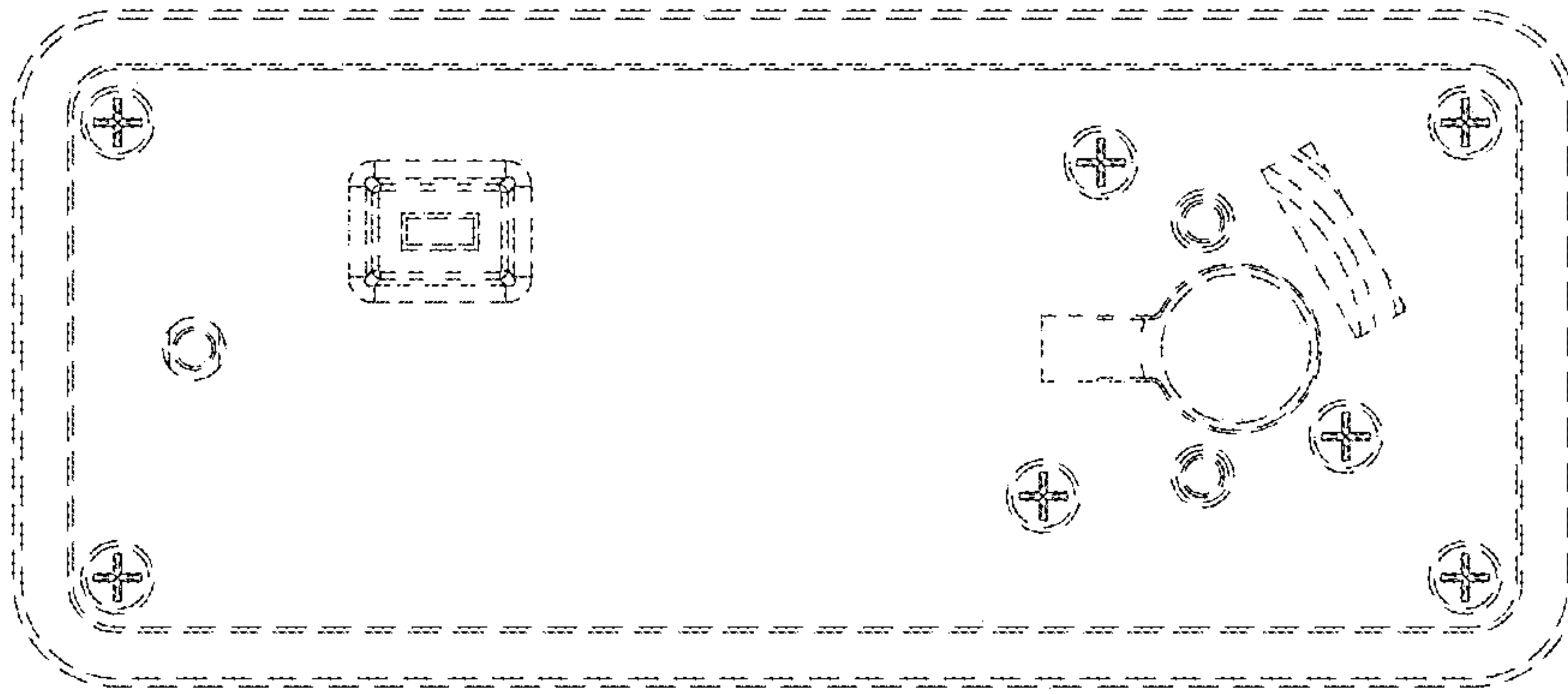


FIG. 7

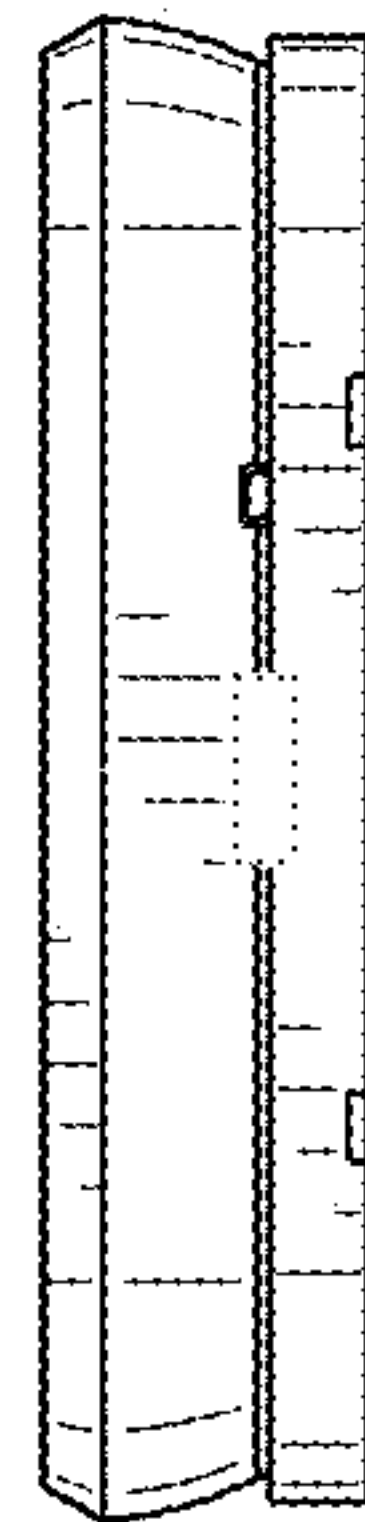


FIG. 6

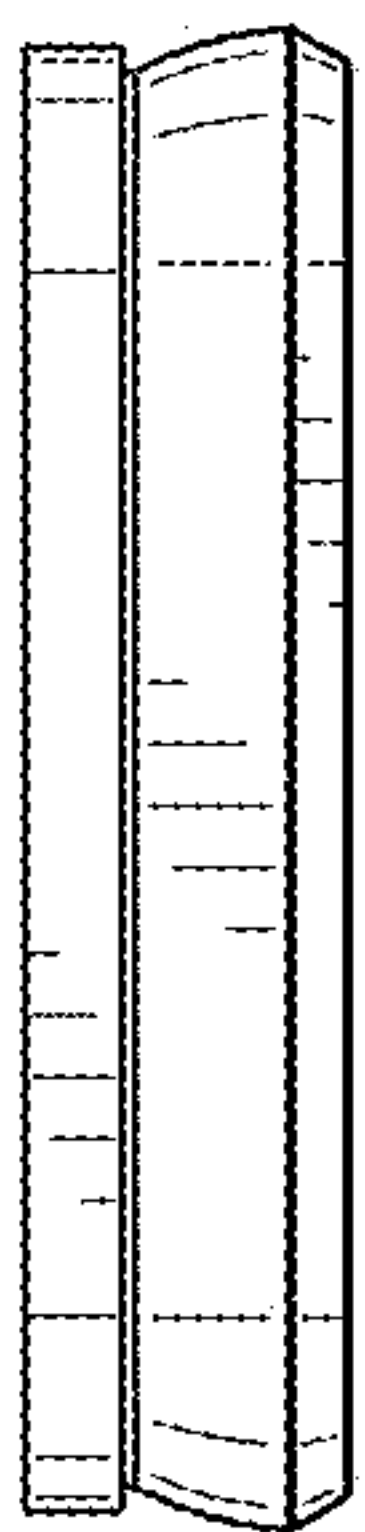


FIG. 5