



US00D905509S

(12) **United States Design Patent** (10) **Patent No.:** **US D905,509 S**
Owens (45) **Date of Patent:** **** Dec. 22, 2020**

(54) **KITCHEN TOOL**

(71) Applicant: **Kathrine Owens**, Cypress, TX (US)

(72) Inventor: **Kathrine Owens**, Cypress, TX (US)

(**) Term: **15 Years**

(21) Appl. No.: **29/672,759**

(22) Filed: **Dec. 7, 2018**

(51) **LOC (12) Cl.** **07-04**

(52) **U.S. Cl.**
USPC **D7/669**

(58) **Field of Classification Search**

USPC D7/334, 368, 391, 392, 392.1, 396.2,
D7/409, 410, 509, 510, 511, 607, 665,
D7/669, 672, 675, 693, 700; D9/424,
D9/430, 435, 440, 445, 447, 449, 450,
D9/451, 452, 503, 525; D10/46.1;
D8/13, 98, 105; D21/532
CPC A01K 59/00; A01K 59/02; B26B 3/00;
A47L 13/08; A21C 9/068; B44D 3/162
See application file for complete search history.

(56) **References Cited**

U.S. PATENT DOCUMENTS

2,040,458 A * 5/1936 Bacon A47J 17/02
30/121.5
D116,749 S * 9/1939 Osius D7/693
D142,026 S * 8/1945 Garner D7/693
D272,456 S * 1/1984 Clanton D21/532
D273,175 S * 3/1984 Ziaylek, Jr. D8/105
D428,676 S * 7/2000 Renforth D30/162
D528,893 S * 9/2006 Budd D22/118
D642,440 S * 8/2011 Boda D8/13

D807,717 S * 1/2018 Tia D8/13
D861,441 S * 10/2019 Struhl D7/693
2004/0055165 A1* 3/2004 Chan B26B 5/008
30/305

* cited by examiner

Primary Examiner — Karen S Acker

Assistant Examiner — Steven B Reinholdt, Jr.

(74) *Attorney, Agent, or Firm* — Karen B. Tripp

(57) **CLAIM**

The ornamental design for a kitchen tool, as shown and described.

DESCRIPTION

FIG. 1 is a top front perspective view of a kitchen tool showing my new design.

FIG. 2 is a bottom front perspective view of the kitchen tool of FIG. 1.

FIG. 3 is a front elevation view of the kitchen tool of FIG. 1.

FIG. 4 is a back elevation view of the kitchen tool of FIG. 1.

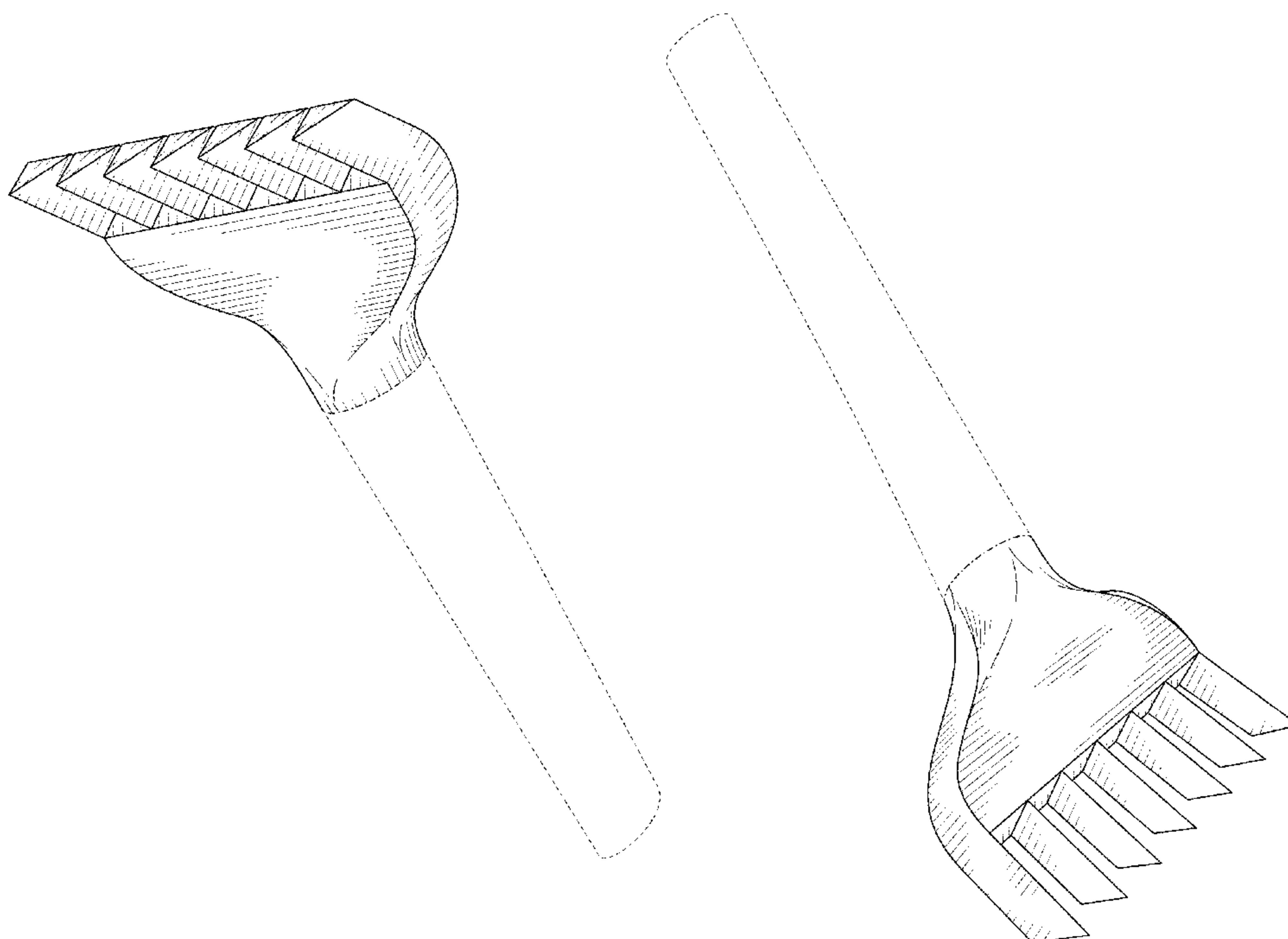
FIG. 5 is a left side elevation view of the kitchen tool of FIG. 1.

FIG. 6 is a right side elevation view of the kitchen tool of FIG. 1.

FIG. 7 is a top plan view of the kitchen tool of FIG. 1; and, FIG. 8 is a bottom plan view of the kitchen tool of FIG. 1.

The evenly spaced broken lines and the areas within them in the drawings depict portions of the kitchen tool that form no part of the claimed design. The dot-dash-dot broken lines depict the boundaries of the claim and form no part thereof.

1 Claim, 6 Drawing Sheets



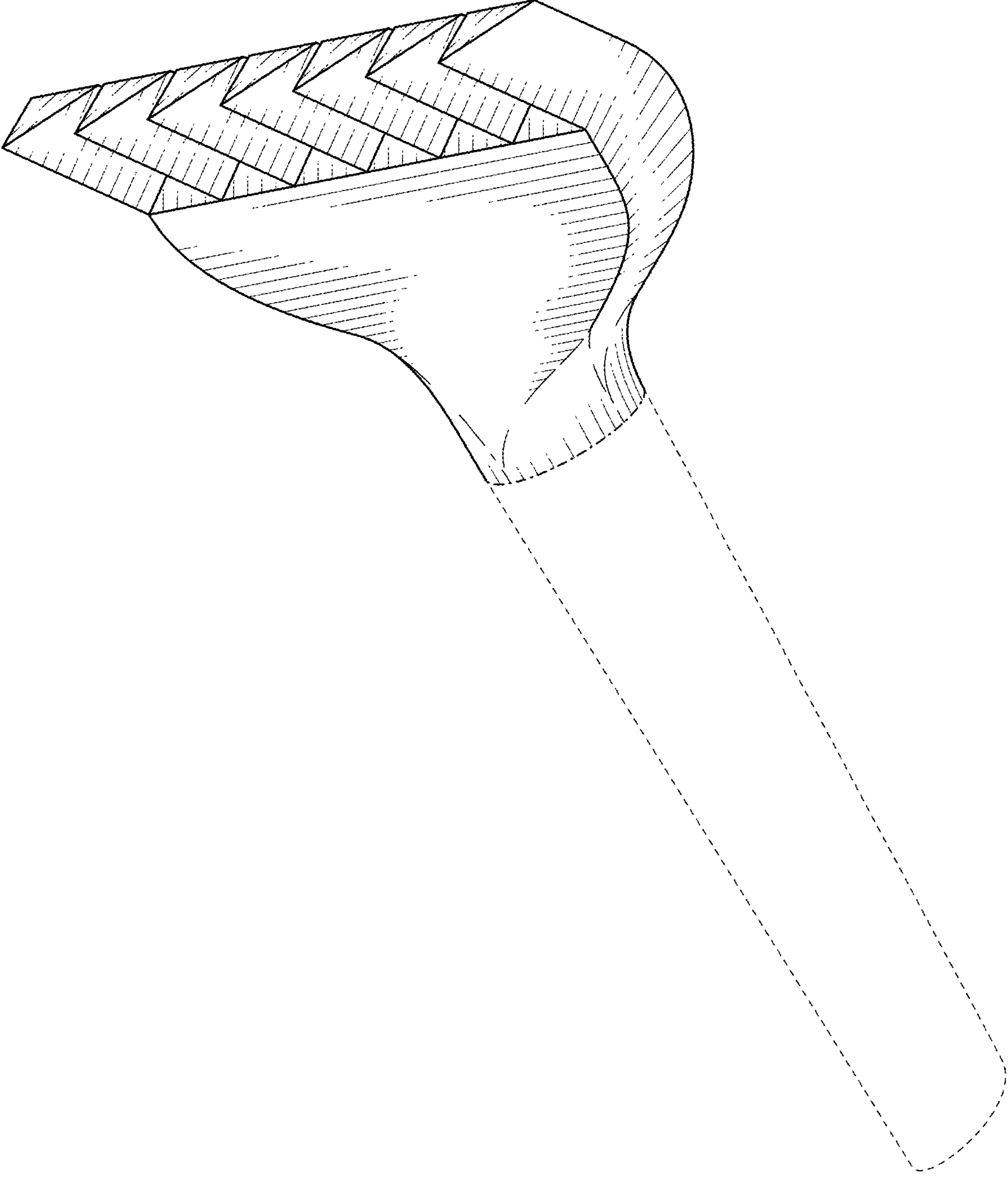


FIG. 1

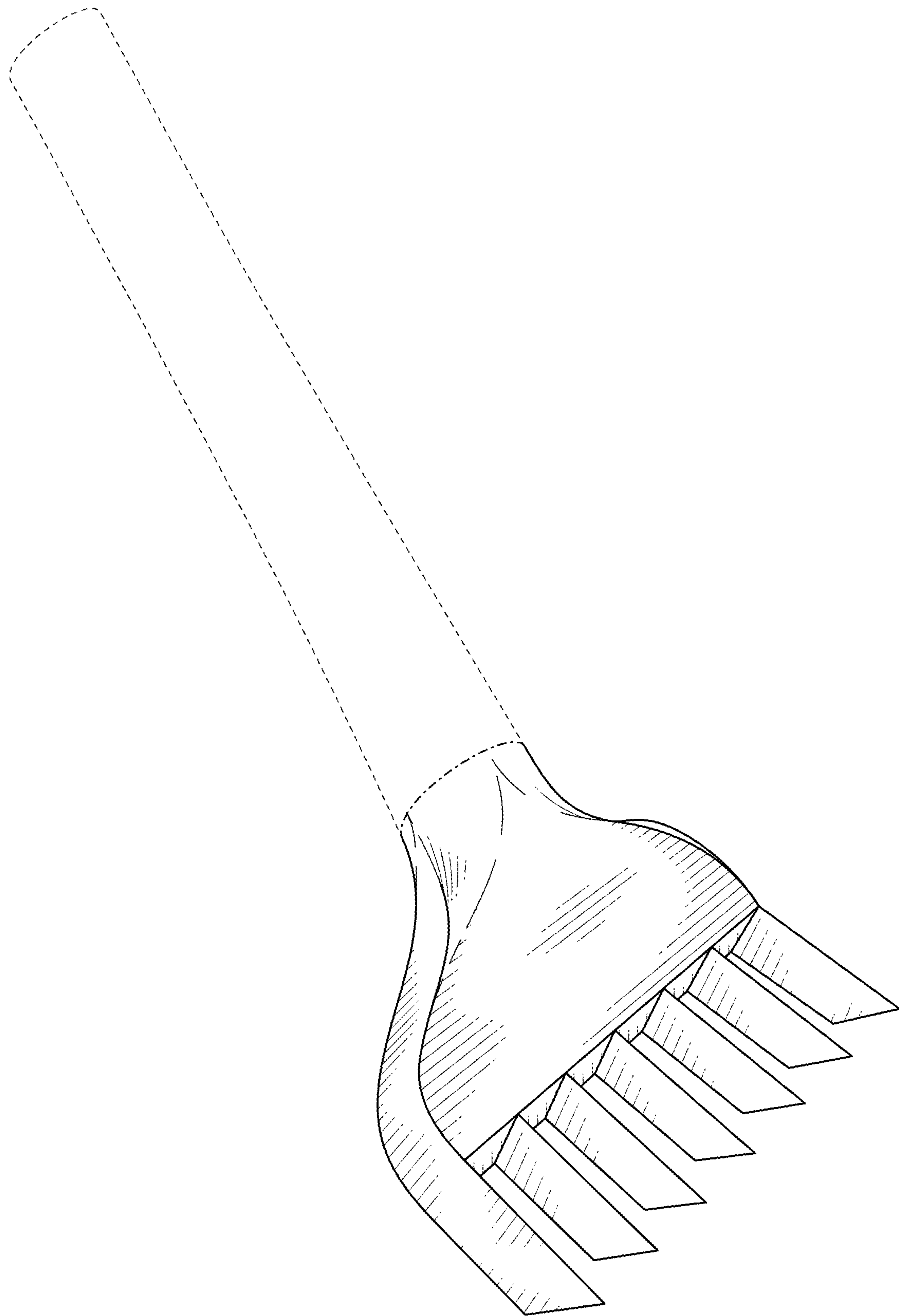


FIG. 2

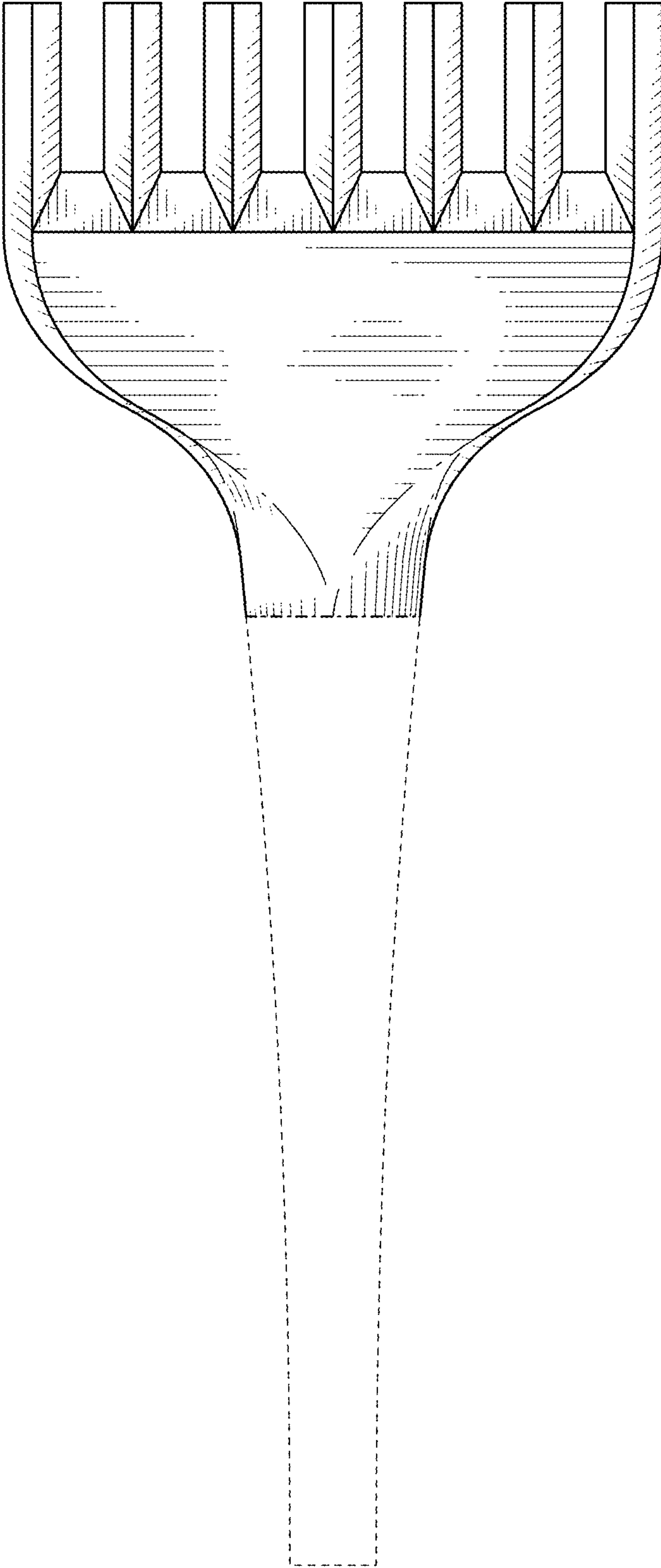


FIG. 3

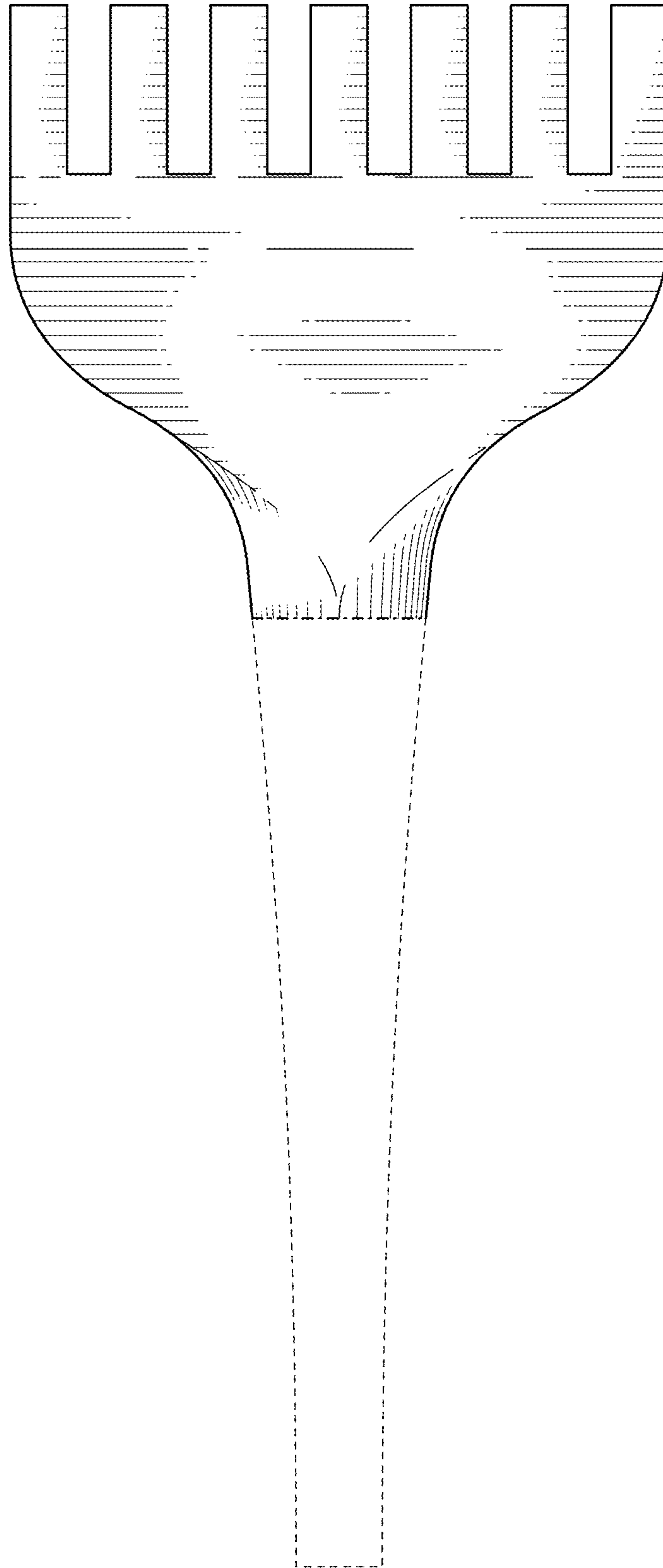


FIG. 4




FIG. 5




FIG. 6

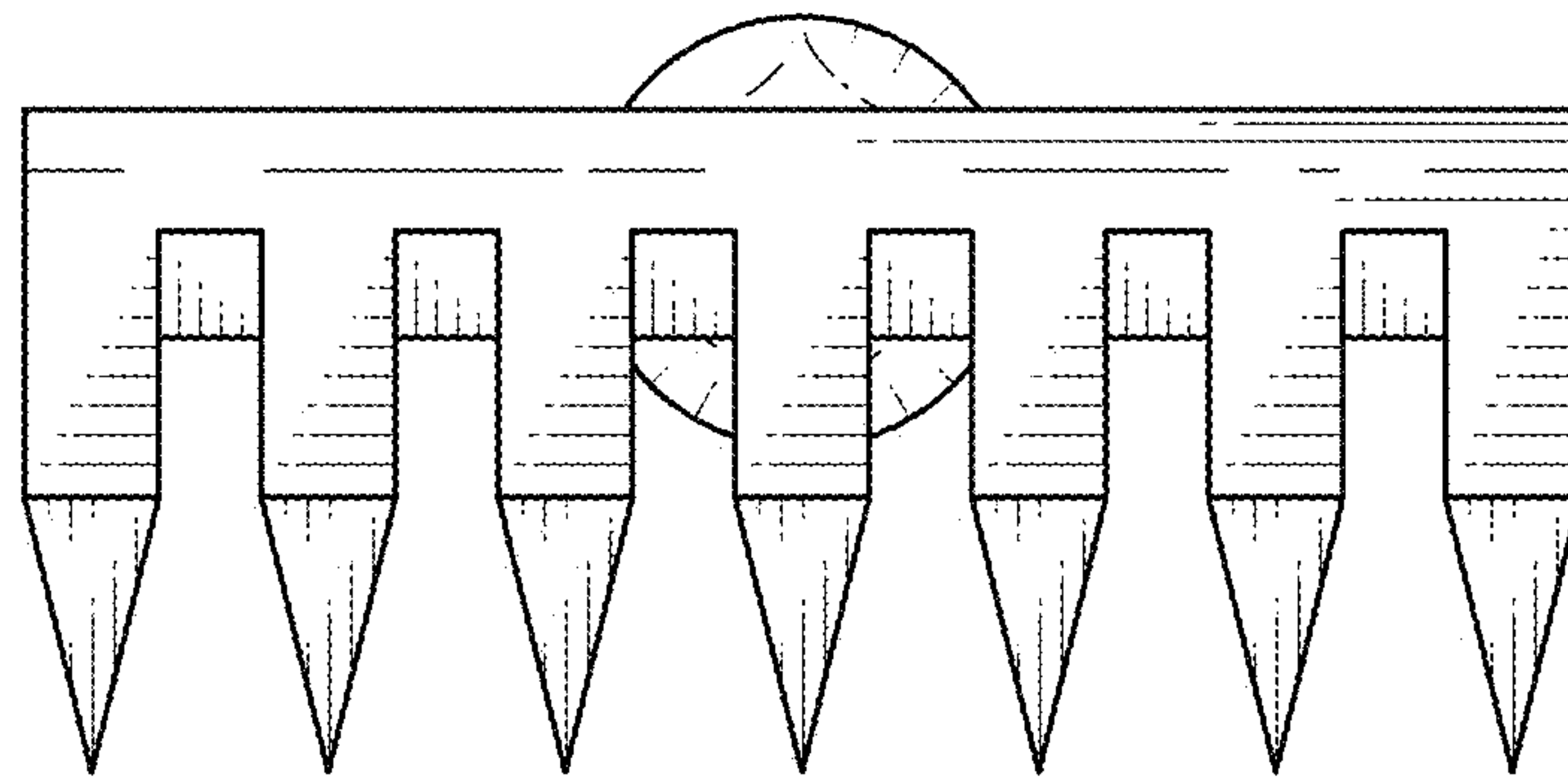


FIG. 7

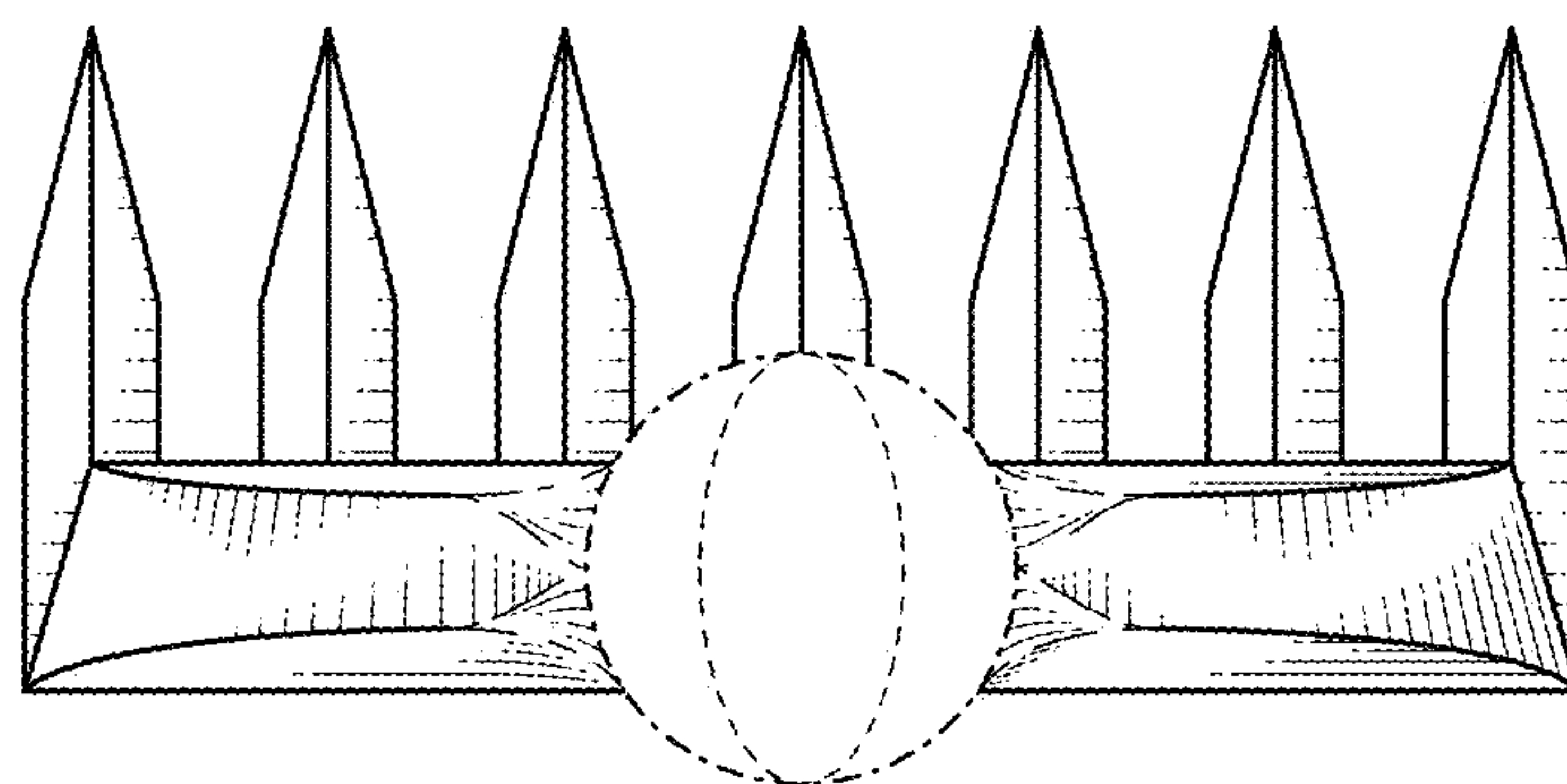


FIG. 8