



US00D905483S

(12) **United States Design Patent**  
**Ghiorghie**

(10) **Patent No.:** **US D905,483 S**

(45) **Date of Patent:** **\*\* Dec. 22, 2020**

- (54) **RACK**
- (71) Applicant: **InterDesign, Inc.**, Solon, OH (US)
- (72) Inventor: **Radu Alexandru Ghiorghie**, Copley, OH (US)
- (73) Assignee: **InterDesign, Inc.**, Solon, OH (US)
- (\*\*) Term: **15 Years**
- (21) Appl. No.: **29/643,819**
- (22) Filed: **Apr. 12, 2018**

- D463,182 S \* 9/2002 Klein ..... D6/327
- 6,533,127 B1 \* 3/2003 Klein ..... A47B 61/04  
211/118
- D476,167 S \* 6/2003 Klein ..... D6/681.1
- D493,289 S \* 7/2004 Klein ..... D6/320
- D507,137 S \* 7/2005 Klein ..... D6/514
- D525,061 S \* 7/2006 Abdi ..... D6/514
- D525,062 S \* 7/2006 Abdi ..... D6/514
- D542,065 S \* 5/2007 Snell ..... D6/514
- D570,631 S \* 6/2008 Goodman ..... D6/514
- D598,218 S \* 8/2009 Siegel ..... D6/513
- D612,228 S \* 3/2010 Goodman ..... D8/372
- 7,762,406 B2 \* 7/2010 Qiang ..... A47B 61/04  
211/38
- D649,819 S \* 12/2011 Malik ..... D6/513
- D707,978 S \* 7/2014 Ruiz ..... D6/514

(Continued)

**Related U.S. Application Data**

- (63) Continuation of application No. 29/553,877, filed on Feb. 5, 2016, now abandoned.
- (51) **LOC (12) Cl.** ..... **06-06**
- (52) **U.S. Cl.**  
USPC ..... **D6/678.4**; D6/513
- (58) **Field of Classification Search**  
USPC ..... D6/315, 320, 672, 673, 678, 678.4, 682,  
D6/682.5, 512, 513, 514  
CPC ..... A47B 55/00; A47B 73/002; A47F 5/0006;  
A47F 5/08; B25H 3/04; A45C 13/03;  
A47G 25/026  
See application file for complete search history.

*Primary Examiner* — Kelley A Donnelly

(74) *Attorney, Agent, or Firm* — Calfee, Halter & Griswold LLP

(57) **CLAIM**

I claim the ornamental design for a rack, as shown and described.

**DESCRIPTION**

FIG. 1 is a front/right/top perspective view of a rack (a front/left/top perspective view would be a mirror image thereof);

FIG. 2 is a rear/left/top perspective view thereof (a rear/right/top perspective view would be a mirror image thereof);

FIG. 3 is a front elevational view thereof;

FIG. 4 is a right side elevational view thereof; and,

FIG. 5 is a rear elevational view thereof.

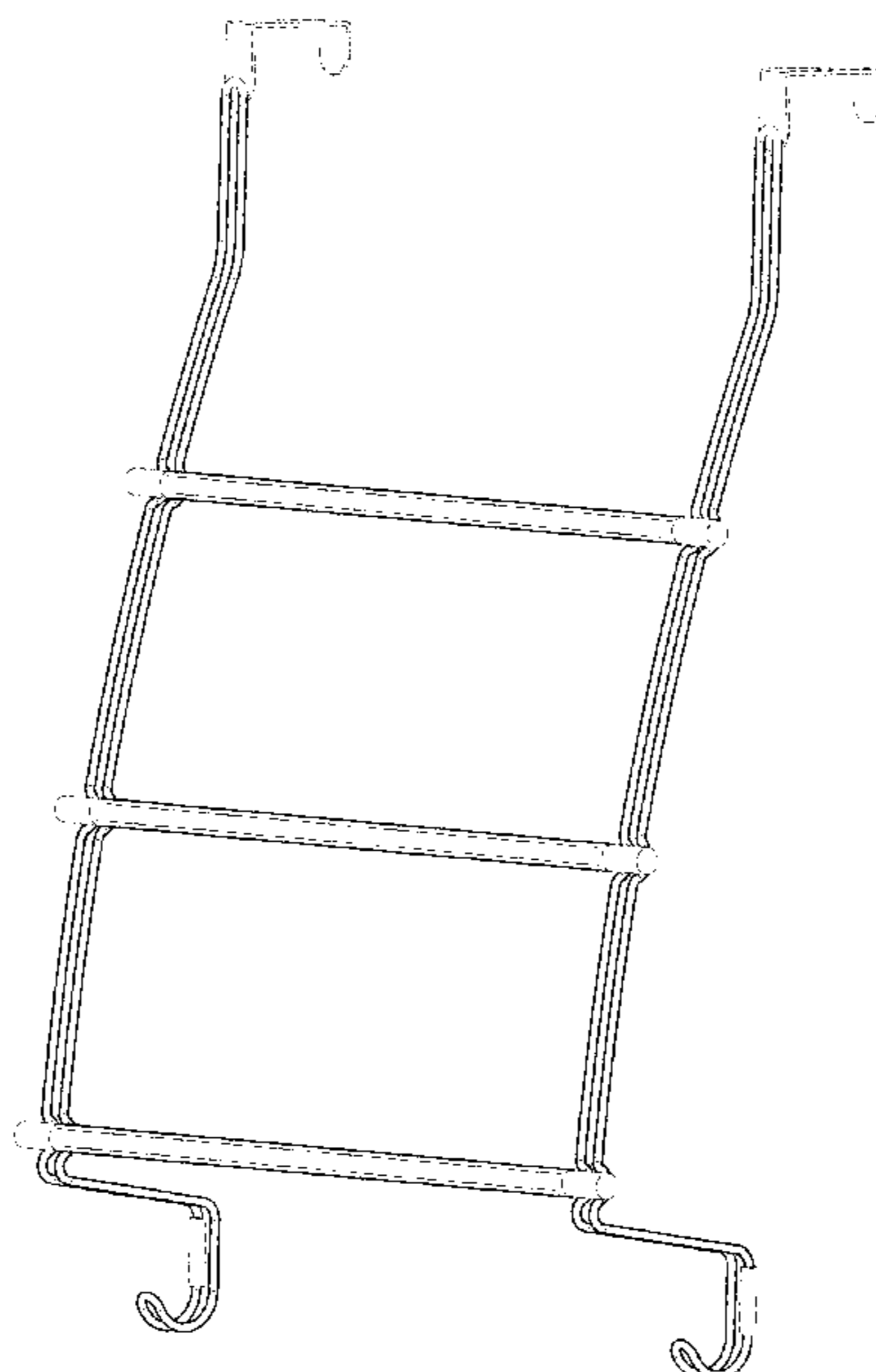
The broken lines immediately adjacent the shaded areas represent the bounds of the claimed design while all other broken lines are directed to environment and are for illustrative purposes only; the broken lines form no part of the claimed design.

(56) **References Cited**

**U.S. PATENT DOCUMENTS**

- D139,415 S \* 11/1944 Brown ..... D6/320
- D354,412 S \* 1/1995 Emery ..... D6/514
- D367,793 S \* 3/1996 Macek ..... D6/548
- D381,225 S \* 7/1997 Malik ..... D6/513
- 5,695,073 A \* 12/1997 Klein ..... A47B 61/04  
211/113
- D398,468 S \* 9/1998 Yemini ..... D6/548
- D403,187 S \* 12/1998 Klein ..... D6/513
- D419,349 S \* 1/2000 Klein ..... D6/548

**1 Claim, 5 Drawing Sheets**



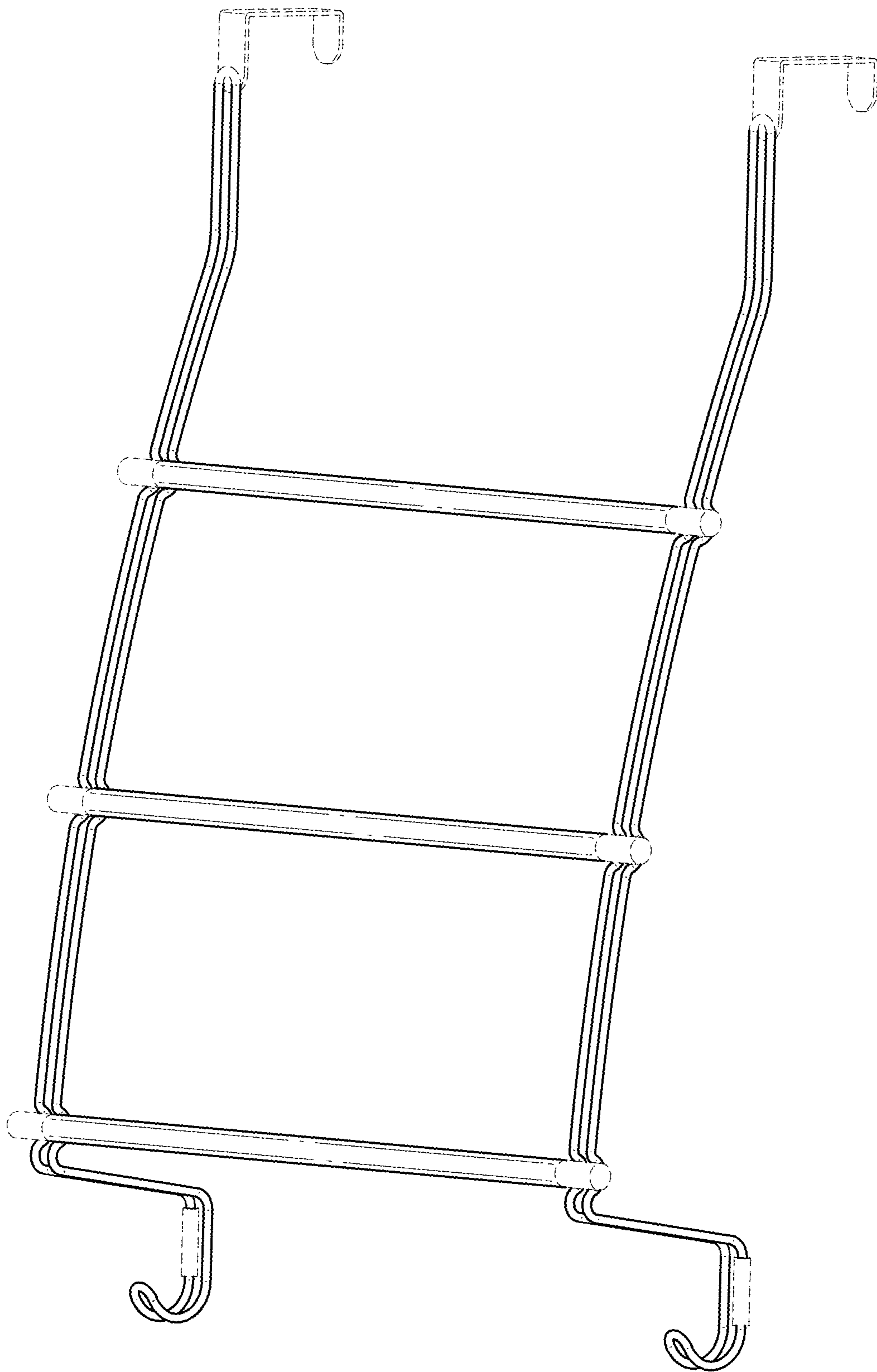
(56)

**References Cited**

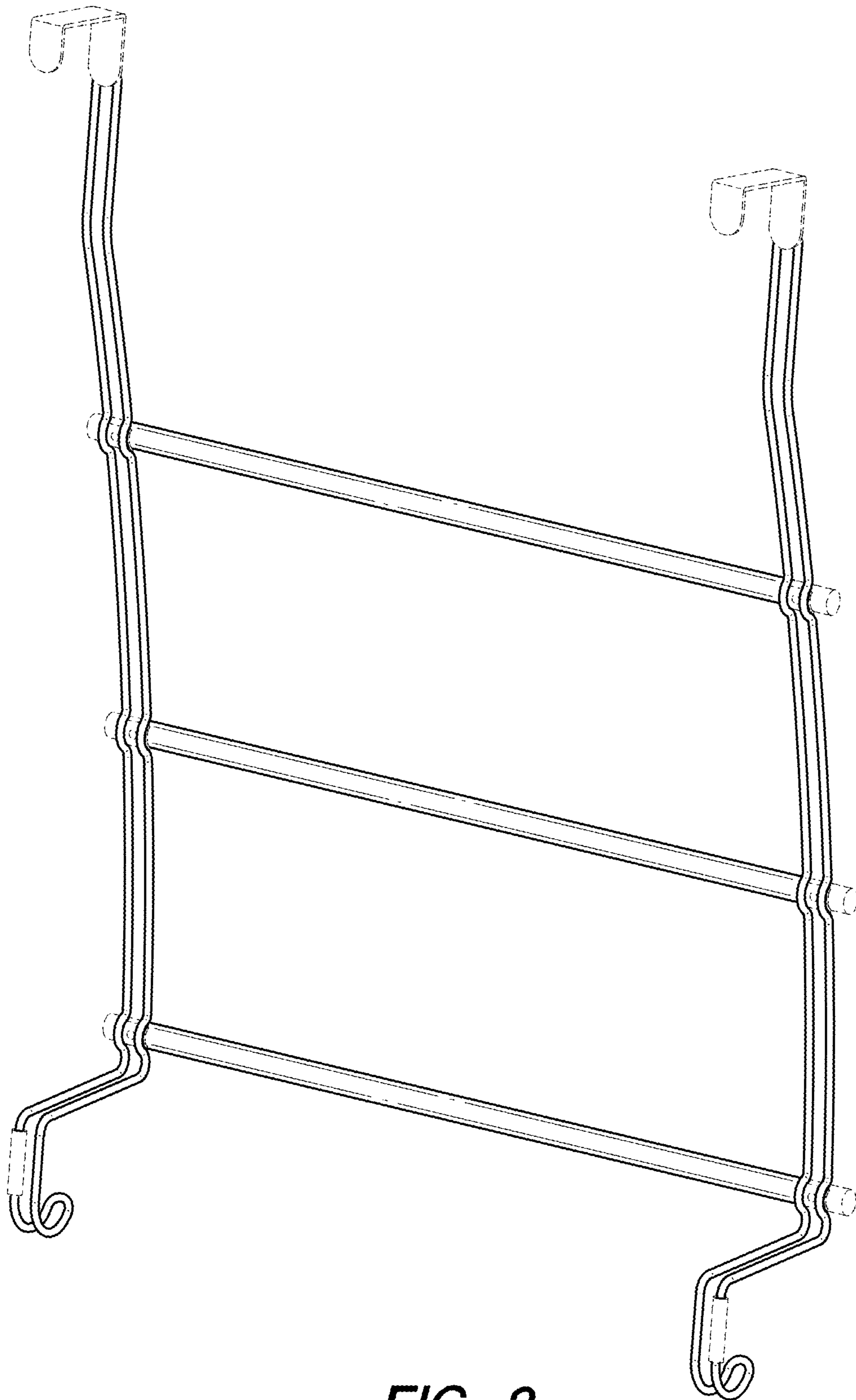
U.S. PATENT DOCUMENTS

D768,404 S *	10/2016	Klein .....	D6/514
D782,833 S *	4/2017	Klein .....	D6/320
D814,832 S *	4/2018	Ghiorghie .....	D6/678
D880,187 S *	4/2020	Elliott .....	D6/514
D882,984 S *	5/2020	Najimi .....	D6/514
D883,721 S *	5/2020	Pedersen .....	D6/678
2004/0035806 A1 *	2/2004	Klein .....	A47F 7/08 211/34
2004/0245192 A1 *	12/2004	Hu .....	A47B 96/027 211/34


\* cited by examiner



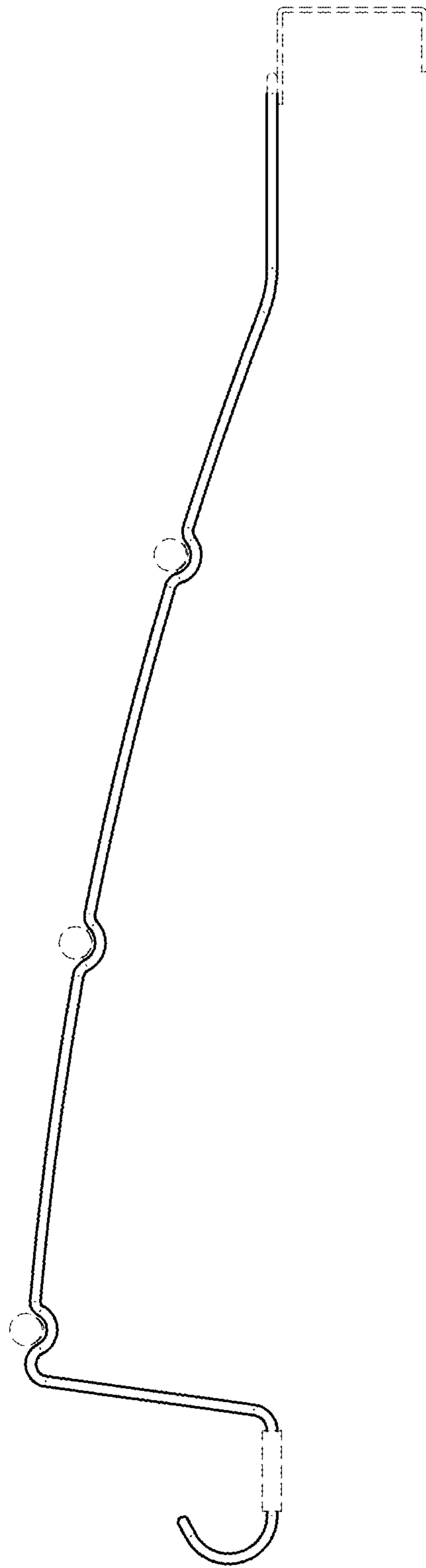
**FIG. 1**




**FIG. 2**



**FIG. 3**



**FIG. 4**



**FIG. 5**